

ASEAN

Economic Community

at a Glance

ASEAN Economy

A Highly Competitive Economic Region

With a combined GDP of **US\$2.6 trillion** in 2014, ASEAN economy was the **7th largest in the world** and the **3rd largest in Asia**

ASEAN Population

A Region Fully Integrated Community

In 2014, ASEAN was the **3rd largest market in the world** with **622 million people** behind only China and India

ASEAN Trade

A More Integrated Market

Total trade increased by nearly **US\$1 trillion** between 2007 and 2014, with **intra-ASEAN** trade comprising **the largest share** of ASEAN's total trade by partner.

ASEAN FDI

A World Class Investment Destination

ASEAN attracted **US\$136 billion** in FDI in 2014, accounting for **11%** of global FDI inflows, up from only **5%** in 2007

ASEAN Connectivity

A More Connected Community

Annual tourist arrivals were up from **62 million** in 2007 to **105 million** in 2014, **almost half** of which were **intra-ASEAN**

The rate of Internet subscription **more than doubled** from **11.8 per 100 inhabitants** in 2007 to **28.6** in 2014



one vision
one identity
one community

ASEAN Economic Community at a Glance



The Association of Southeast Asian Nations (ASEAN) was established on 8 August 1967. The Member States of the Association are Brunei Darussalam, Cambodia, Indonesia, Lao PDR, Malaysia, Myanmar, Philippines, Singapore, Thailand and Viet Nam. The ASEAN Secretariat is based in Jakarta, Indonesia.

For inquiries, contact:
The ASEAN Secretariat
Public Outreach and Civil Society Division
70A Jalan Sisingamangaraja
Jakarta 12110
Indonesia
Phone : (62 21) 724-3372, 726-2991
Fax : (62 21) 739-8234, 724-3504
E-mail : public@asean.org

Catalogue-in-Publication Data
ASEAN Economic Community At A Glance 2007-2014
Jakarta: ASEAN Secretariat, November 2015

337.159
1. ASEAN - Economic Integration - Economy
2. Population - Trade - Investment

ASEAN: A Community of Opportunities

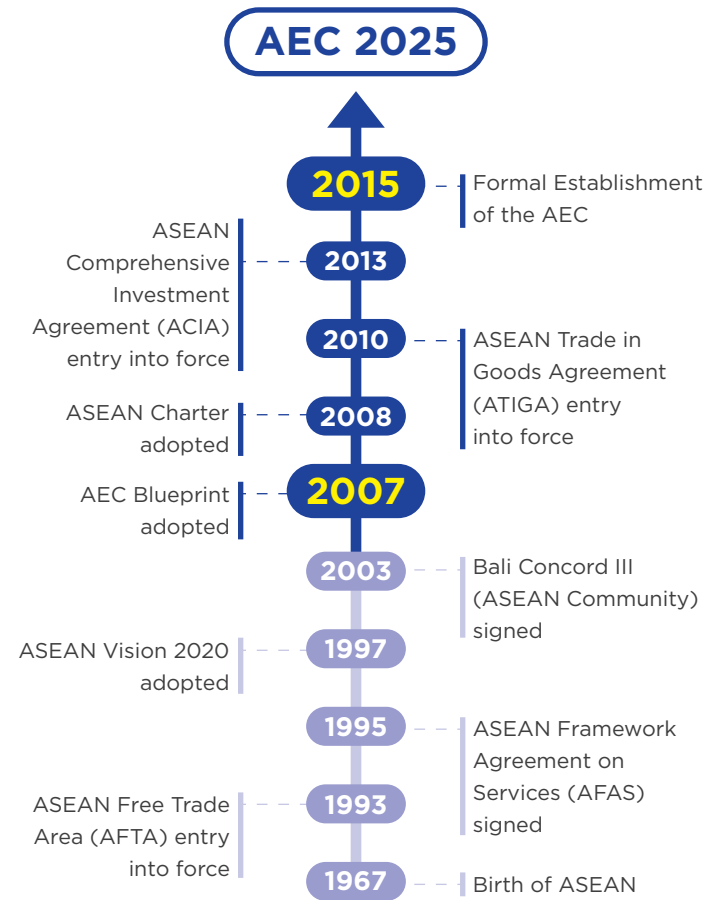
First published: November 2015
1st Reprint: December 2015

General information on ASEAN appears online at the ASEAN Website: www.asean.org

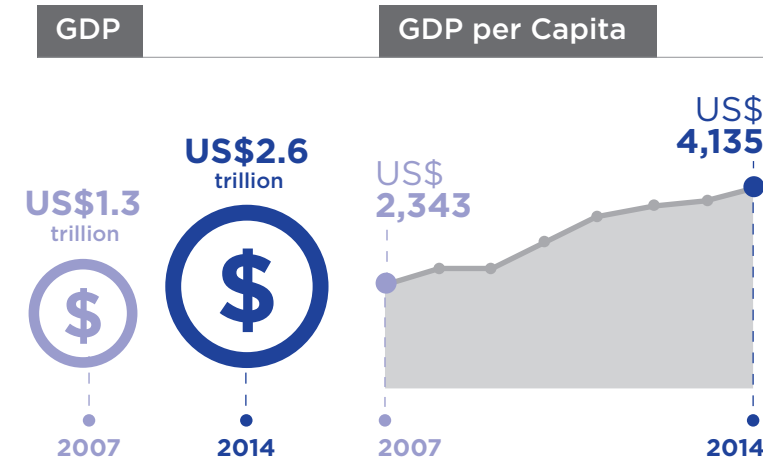
The text of this publication may be freely quoted or reprinted, provided proper acknowledgement is given and a copy containing the reprinted material is sent to the Public Outreach and Civil Society Division of the ASEAN Secretariat, Jakarta

Copyright Association of Southeast Asian Nations (ASEAN) 2015.
All rights reserved

AEC Timeline



ASEAN Economy



Between 2007 and 2014, ASEAN GDP **nearly doubled**, while current GDP per capita **increased by 76%**


In 2014, ASEAN economy was the **7th largest in the world** & the **3rd largest in Asia**



Source : ASEAN Secretariat

ASEAN Population

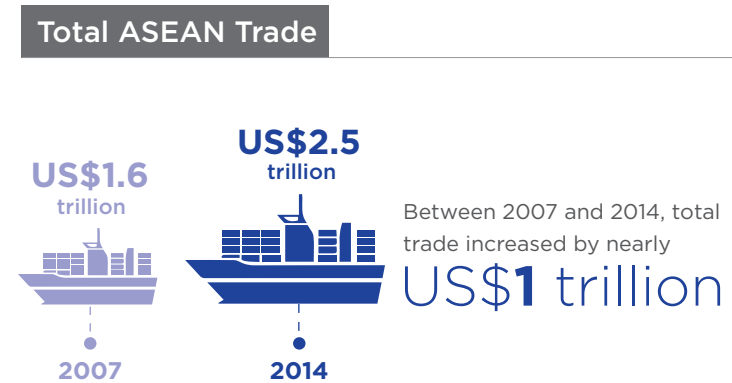
In 2014, ASEAN population was the **3rd largest in the world**



Over half of ASEAN population were **below 30 years of age** in 2014, as compared to 39% of East Asian and 34% of European.

Source : ASEAN Secretariat; UN Population Division - World Population Prospect, 2015 Rev

ASEAN Trade

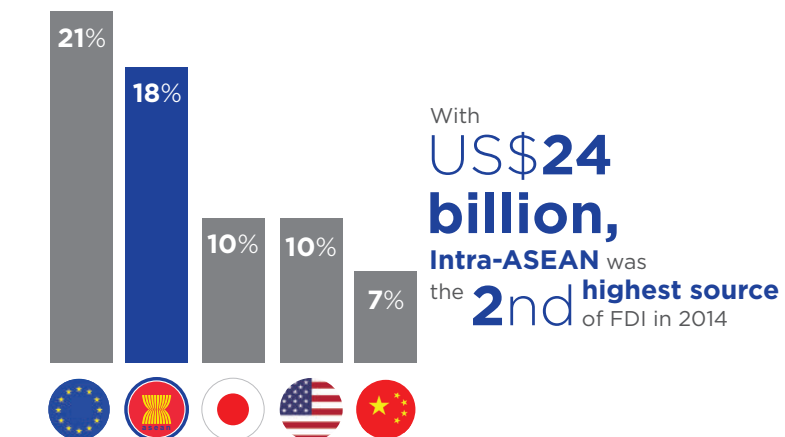
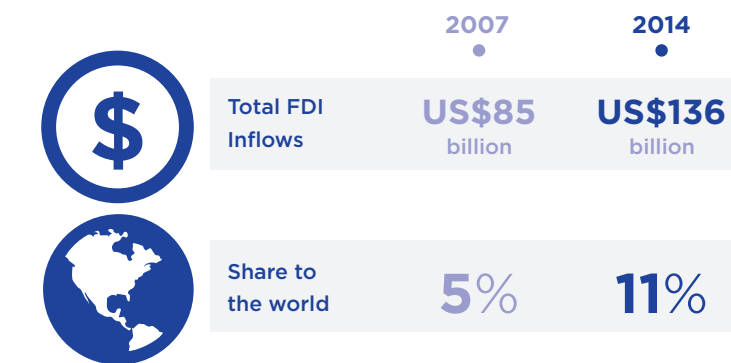


Major Trading Partners



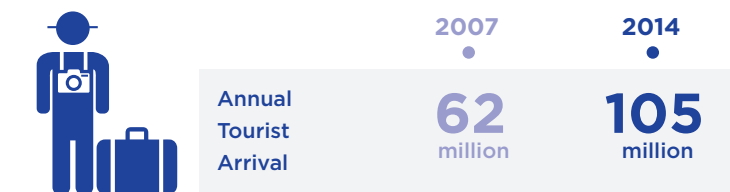
Source : ASEAN Secretariat

ASEAN FDI

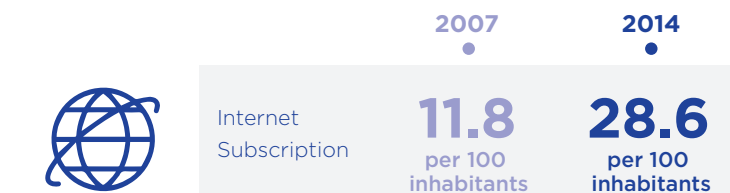


Source : ASEAN Secretariat

ASEAN Connectivity



Annual tourist arrivals were up from **62 million** in 2007 to **105 million** in 2014, **almost half** of which were **intra-ASEAN**



The rate of Internet subscription **more than doubled** from **11.8 per 100 inhabitants** in 2007 to **28.6** in 2014

Source : ASEAN Secretariat; UN Millennium Development Goals, 2015