



Media Statement

Statement By YB Dato Sri' Mustapa Mohamed, Minister Of International Trade And Industry at The APEC Meeting Of Trade Ministers (MRT) In Arequipa, Peru



Minister Mustapa Mohamed who is attending the 22nd meeting of the APEC Ministers Responsible for Trade (MRT), expressed his concern over the rising trend in protectionism and emphasized the need for the World Trade Organisation (WTO) to monitor closely this trend.

Minister Mustapa said this in response to the update by the Director General (DG) of the WTO on the progress since the last WTO Ministerial Meeting in Nairobi in December 2015. The WTO DG highlighted the importance of building upon the momentum achieved in Nairobi to move the multilateral negotiations forward. Minister Mustapa stressed that at a time when global growth is sluggish, there is a tendency for some countries to be more inward looking. It is important to ensure that the benefits of a more open trading system are not negated by these measures.

He highlighted Malaysia's commitment to implement the Information Technology Agreement expansion (ITA2) by July 2016, and urged other members to do the same. The global annual trade of ICT products amount to US\$1.3 trillion. The tariff elimination on 201 high-technology ICT products will benefit more than 600 Malaysian producers. Of the RM366 billion Malaysian exports of ICT products in the period of 2013-2015, about 94% went to ITA2 members.

During an informal discussion with top corporate leaders at the margins of the MRT, Minister Mustapa stressed the need for multi-national corporations (MNCs) to have more programmes to assist SMEs tap into the global value chains and access international markets. Globalization and liberalization efforts have been perceived to benefit MNCs more than SMEs. At the meeting, a number of MNCs shared programmes they have implemented to assist SMEs to be part of their global value chain. However, some of these initiatives are not known to the public and SMEs. Minister Mustapa urged these MNCs to highlight and promote their SME-assistance programmes to encourage more MNCs to implement similar programmes.


In conjunction with the APEC Trade Ministers Meeting, Peru convened a TPP Ministerial meeting. The main agenda was to review the progress of the respective domestic processes towards ratification of the agreement. In general, most TPP countries will be able to complete ratification by the end of the year. "For Malaysia, we have started drafting some of the required amendments to comply with the TPP commitments. These will be presented to Parliament by the first half of 2017. By mid-2017, we expect to complete our domestic ratification procedures," said Dato' Sri Mustapa.

The Ministers stressed the importance of bringing the TPPA into force as early as possible to reap the benefits of market liberalization, create jobs and new economic opportunities, as well as enhance competitiveness. TPP Ministers further agreed on a mechanism for implementation and administration of the TPP Agreement which would include the designation of a rotating TPP Chair and appointment of chief representatives of each country to deal with ongoing administration and any issues that may arise. Most of the work and communications will be done electronically. The Ministers also agreed to establish a virtual library for all TPP documentation. New Zealand will continue to serve as the depository. As SMEs continue to be apprehensive about the TPP, all the TPP ministers with Minister Mustapa proposal for TPP countries to share the various initiatives they have put in place to get better buy-in from SMEs.

Ministry of International Trade and Industry, Malaysia
Arequipa, 17 May 2016

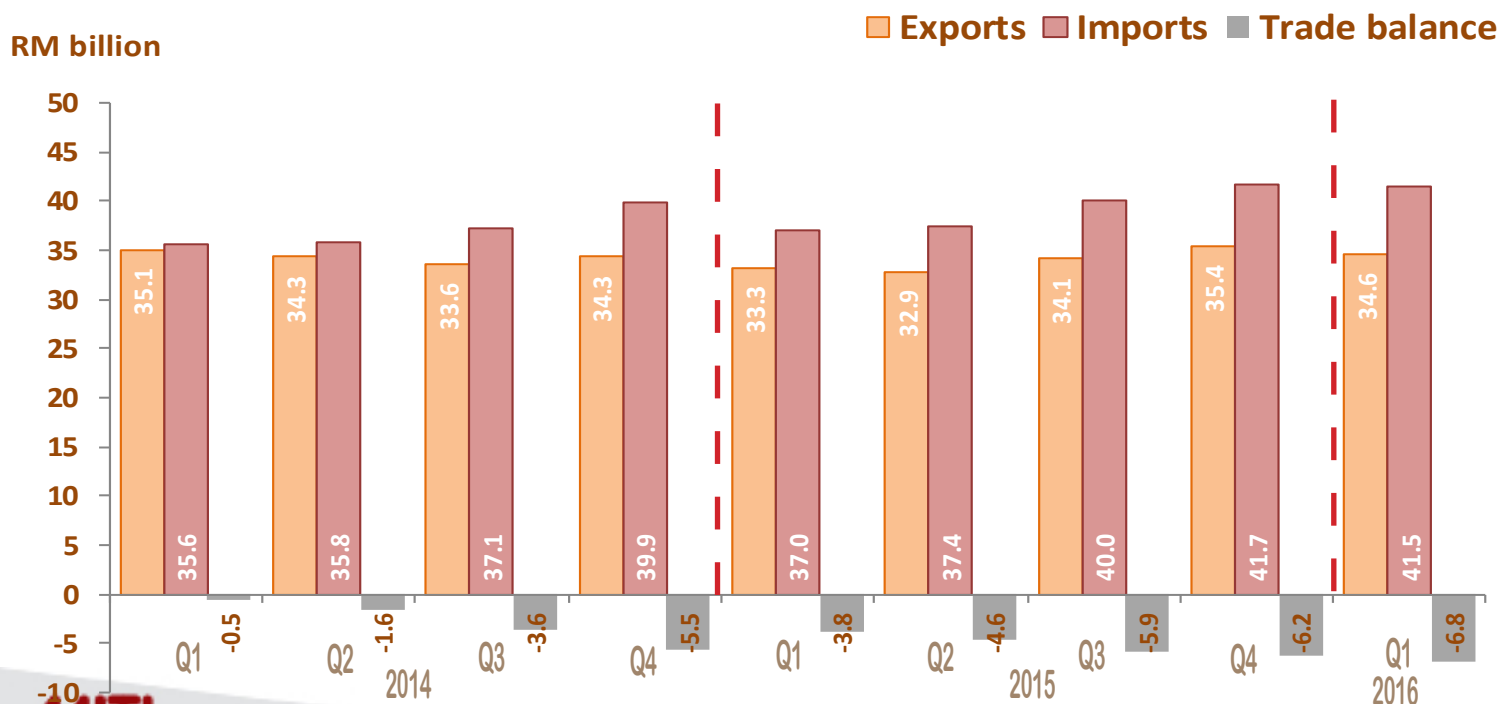
Malaysia

Trade in Services, Q1 2016



Note: * Year-on-Year Growth

Trade in Services, Q1 2014 - Q1 2016



Source : Department of Statistics, Malaysia

Ministry of International Trade and Industry

Menara MITI, No. 7, Jalan Sultan Haji Ahmad Shah, 50480 Kuala Lumpur, Malaysia

T: +603.8000 8000 | F: +603.6202 3446 | www.miti.gov.my

Trade in Services by Components, Q1 2016

	Exports	Imports	Trade Balance
 Travel	 RM17,198.1mil 0.9%*	 RM10,449.7mil 1.9%*	 RM6,748.4mil
 Transport	 RM3,980.3mil 4.5%*	 RM9,547.7mil 2.7%*	 RM5,567.4mil
 Telecommunications, computer and information services	 RM2,358.5mil 9.9%*	 RM3,646.2mil 29.0%*	 RM1,287.7mil
 Manufacturing services on physical inputs owned by others	 RM2,061.1mil 2.7%*	 RM52.7mil 15.3%*	 RM2,008.4mil
 Construction	 RM1,354.3mil 42.6%*	 RM3,650.8mil 27.1%*	 RM2,296.5mil
 Financial services	 RM 562.7mil 55.4%*	 RM572.5mil 41.1%*	 RM9.8mil
 Maintenance and repair services n.i.e.	 RM399.8mil 15.2%*	 RM320.0mil 17.4%*	 RM79.8mil
 Personal, cultural and recreational services	 RM355.5mil 22.2%*	 RM933.8mil 16.8%*	 RM578.3mil
 Insurance and pension services	 RM302.7mil 1.0%*	 RM2,277.1mil 9.1%*	 RM1,974.4mil
 Charges for the use of intellectual property n.i.e.	 RM138.4mil 47.5%*	 RM1,438.5mil 10.8%*	 RM1,300.1mil
 Government goods and services n.i.e.	 RM106.0mil 7.7%*	 RM224.4mil 23.4%*	 RM118.4mil
 Other business services	 RM5,814.7mil 11.0%*	 RM8,345.1mil 22.7%*	 RM2,530.4mil

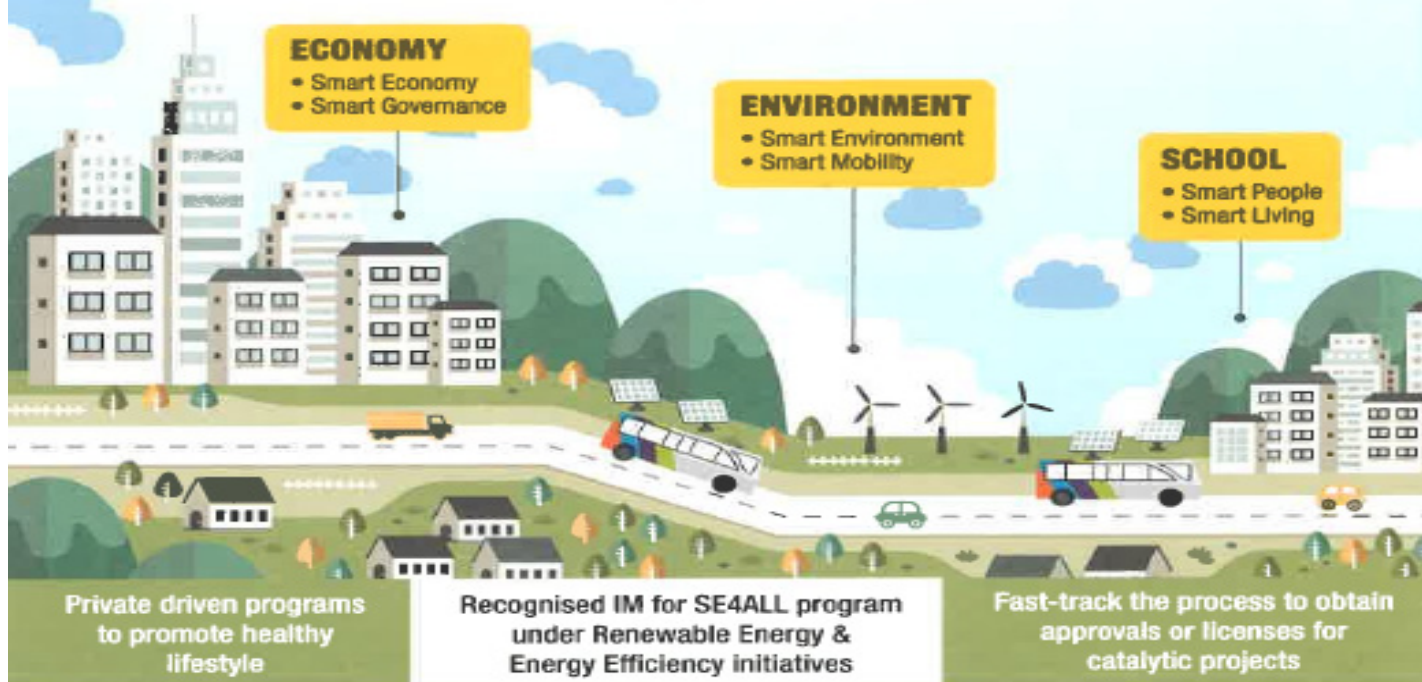
Note: * Year-on-Year Growth

Source : Department of Statistics, Malaysia



SMART CITY ISKANDAR MALAYSIA

Smart City Iskandar Malaysia was endorsed by Malaysia Prime Minister, on 1st November 2012, in the 2nd inter session GSIAC meeting in KL with a mandate for attended ministers to venture into related project in Iskandar Malaysia.

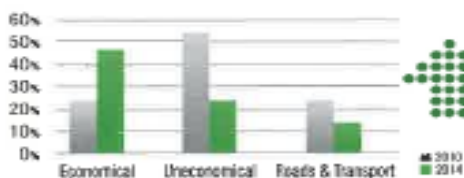


JOHOR BAHRU TRANSFORMATION (JBT)



JBT is a program to sustain Johor Bahru as a capital of Johor by providing the economic activities, city living and amenities align with MBBJ and IRDA vision.

Improvement of Land Utilization



104%
Economical Landuse

Facilitation of new development and abandoned buildings

- ✓ Suasana UM Land
- ✓ Brumasih
- ✓ Pacific Mall
- JB Waterfront

3 out of 4
buildings are
currently on
revival mode

Creating new opportunities for new and young entrepreneurs

143%

Increase in
business activity
from 2011

68

Submission of new
development since
JBT in 2010

Gaining new momentum in business and development

34 New Shops open!



ASEAN

and You'



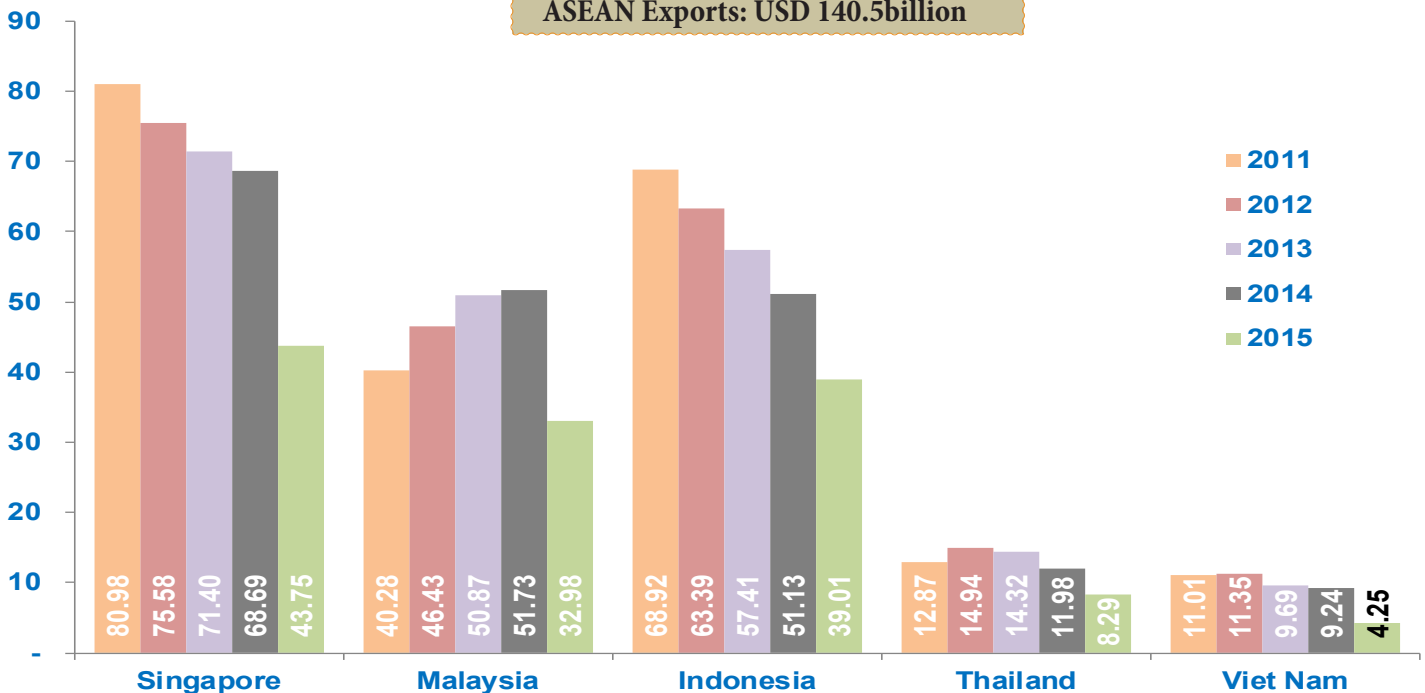
Exports of Petroleum Products 2010-2015

2015

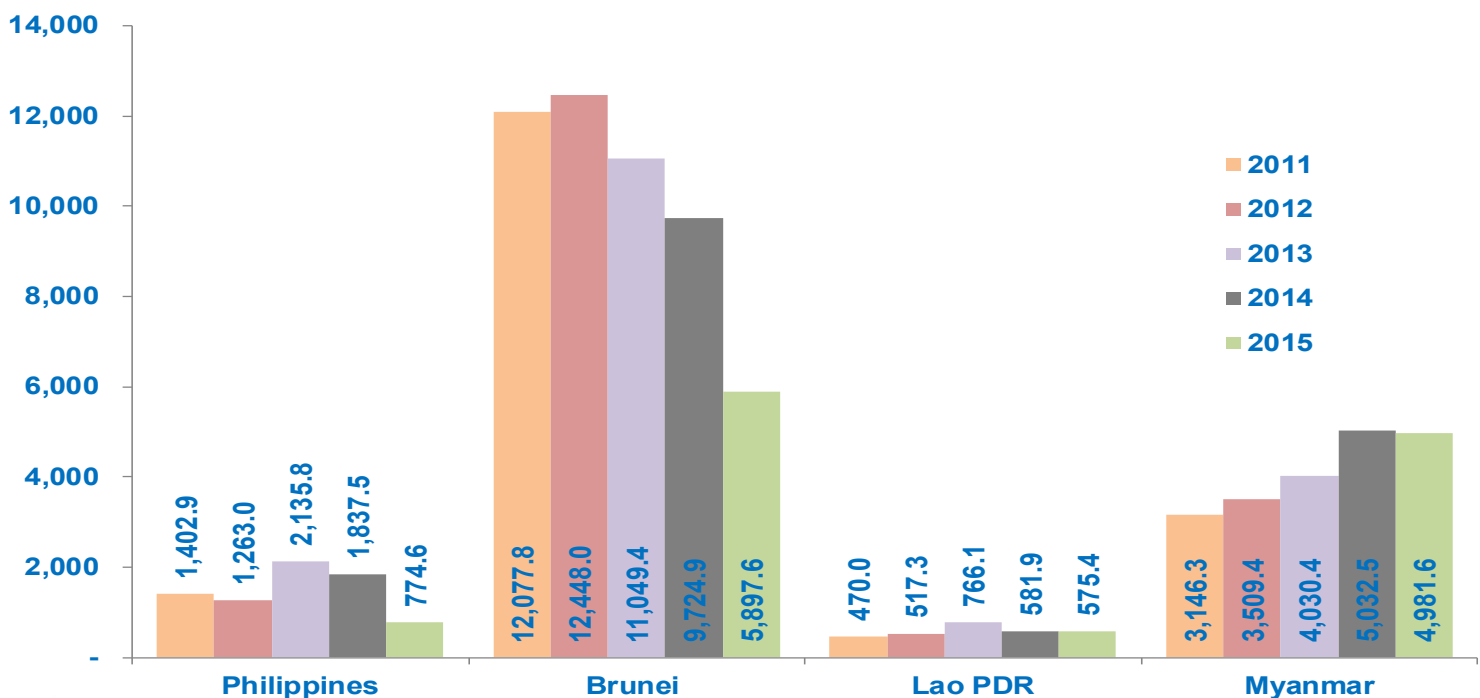
Global Exports :USD1,822.3 billion

ASEAN Exports: USD 140.5billion

US\$ billion



US\$ million



Notes : HS Code 27

-Cambodia is not included

Source : Trade map



Ministry of International Trade and Industry
Menara MITI, No. 7, Jalan Sultan Haji Ahmad Shah, 50480 Kuala Lumpur, Malaysia
T: +603.8000 8000 | F: +603.6202 3446 | www.miti.gov.my

DRIVING TRANSFORMATION, POWERING GROWTH



NEGARA-NEGARA AHLI TPPA



BAGAIMANA TPPA MEMBERI KESAN KEPADA PERUSAHAAN KECIL & SEDERHANA

Sebenarnya liberalisasi tarif dan pasaran telah pun bermula sebelum kita menyertai rundingan TPPA lagi. Syarikat-syarikat tempatan telah pun bersaing melalui liberalisasi tarif di bawah Kerjasama Ekonomi ASEAN dan 13 FTA yang telah berkuat kuasa.

PKS tempatan seperti **Oldtown White Coffee, Hup Seng, Mamee, Marrybrown, Julie's, Brahim, Bangi Kopitiam** dan **Ramly** telah lama mengambil peluang dari pembukaan pasaran melalui FTA untuk meluaskan perniagaan mereka ke luar negara.

Kira-kira 65 peratus daripada lebih 10,000 kod tarif bagi barangan yang terkandung di dalam Daftar Cukai Kastam (*Customs Duties Order*) tidak lagi tertakluk kepada sebarang cukai import.

Melalui perjanjian di bawah Kerjasama Ekonomi ASEAN serta 13 FTA tersebut, sebahagian besar cukai import telah dimansuhkan dan syarikat-syarikat Malaysia termasuk PKS telah pun bersaing dengan syarikat-syarikat luar negara di pasaran tempatan, serantau dan global.

Pasaran yang terbuka ini telah memberi manfaat kepada syarikat-syarikat Malaysia untuk meningkatkan nilai eksport di pasaran tradisional, menerokai pasaran baru dan menyediakan pekerjaan baru untuk rakyat tempatan.

Pada masa ini, Malaysia mempunyai sejumlah 645,000 PKS dan kira-kira 18 peratus daripada jumlah ini telah pun mengeksport serta menyertai rantaian bekalan global (*global supply chain*) antaranya dalam bidang elektrik & elektronik (termasuk LED), pemprosesan makanan dan minuman serta peralatan perubatan.

Walau bagaimanapun, Kerajaan sedar cabaran yang dihadapi oleh PKS. Oleh yang demikian pelbagai insentif dan bantuan diberikan bagi meningkatkan keupayaan dan daya saing PKS supaya dapat bersaing di pasaran global.



Buku kecil TPPA di dalam versi PDF boleh di muat turun melalui pautan

http://fta.miti.gov.my/miti-fta/resources/MITI_TPPA.pdf

Ministry of International Trade and Industry

Menara MITI, No. 7, Jalan Sultan Haji Ahmad Shah, 50480 Kuala Lumpur, Malaysia

T: +603.8000 8000 | F: +603.6202 3446 | www.miti.gov.my

International Report



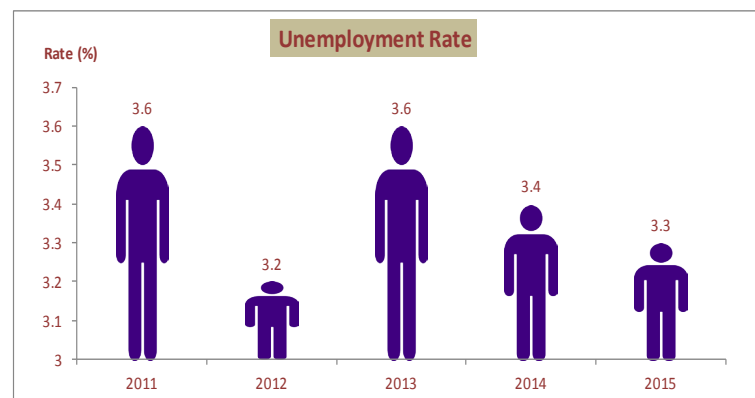
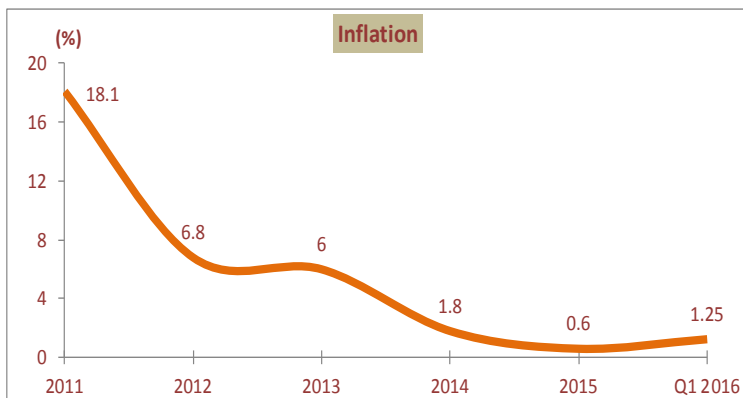
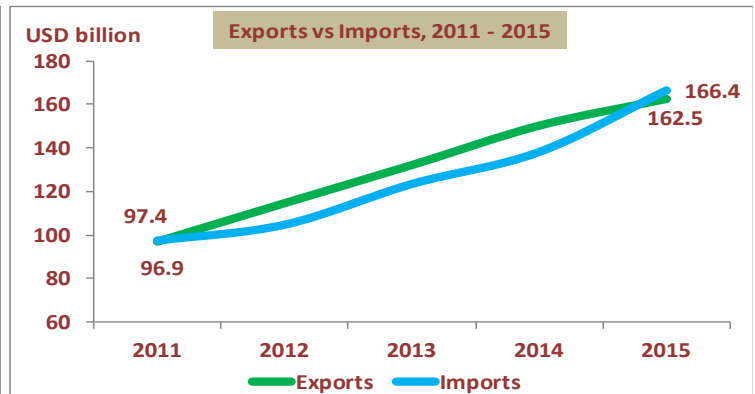
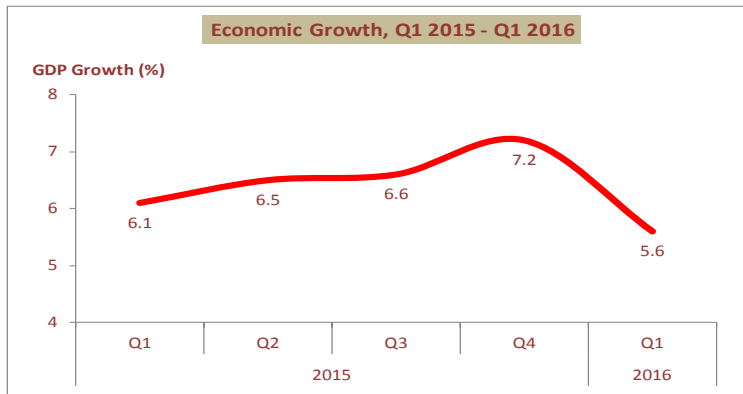
Viet Nam



Population
91,700,000
(est. 2015)

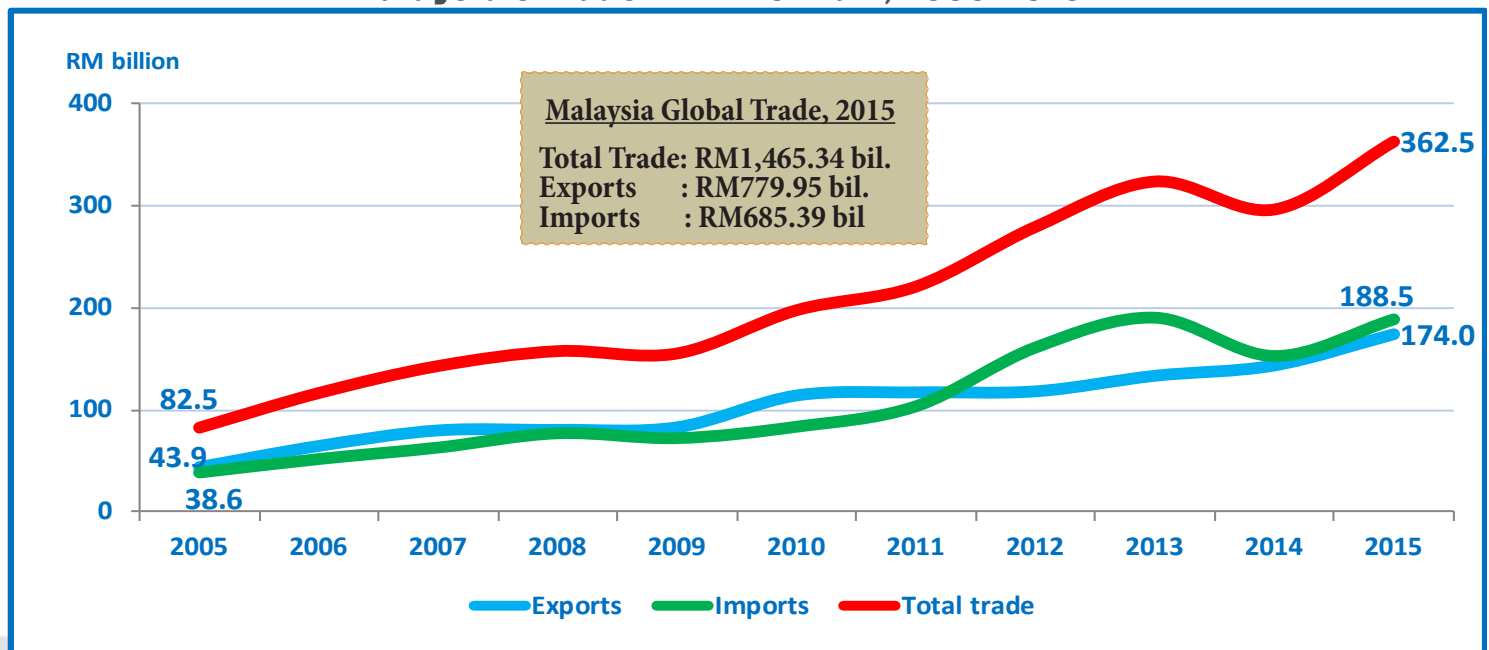
Area
332,698 km²

Source : <https://en.wikipedia.org/wiki/Vietnam>



Source: <http://www.focus-economics.com/countries/vietnam>
<https://bmo.bmiresearch.com/data/datatool>

Malaysia's Trade with Viet Nam, 2005-2015



Source : Department of Statistics, Malaysia



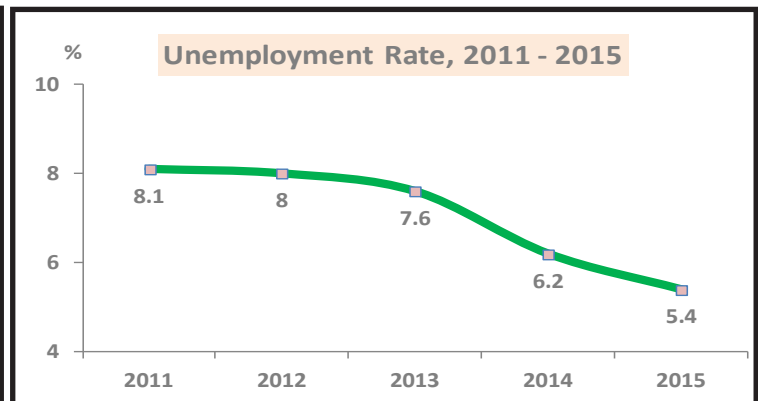
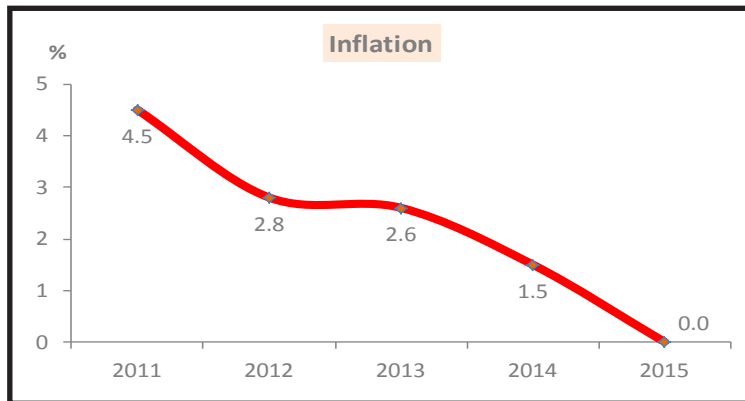
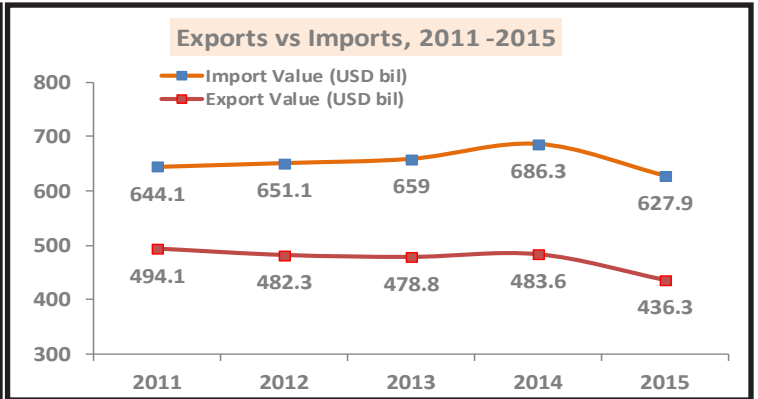
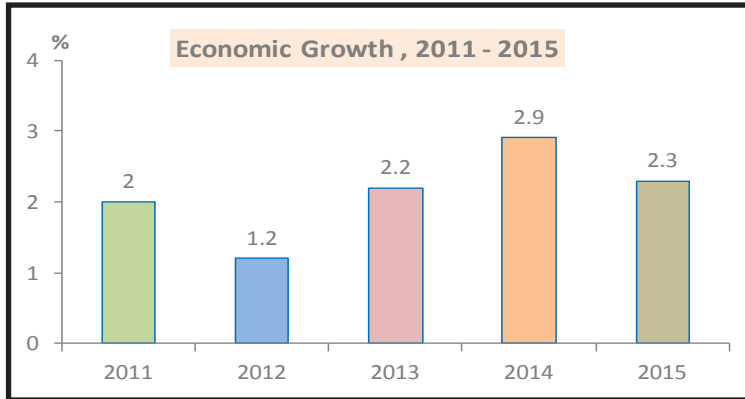
United Kingdom



Population
64,716,000 (est. 2015)

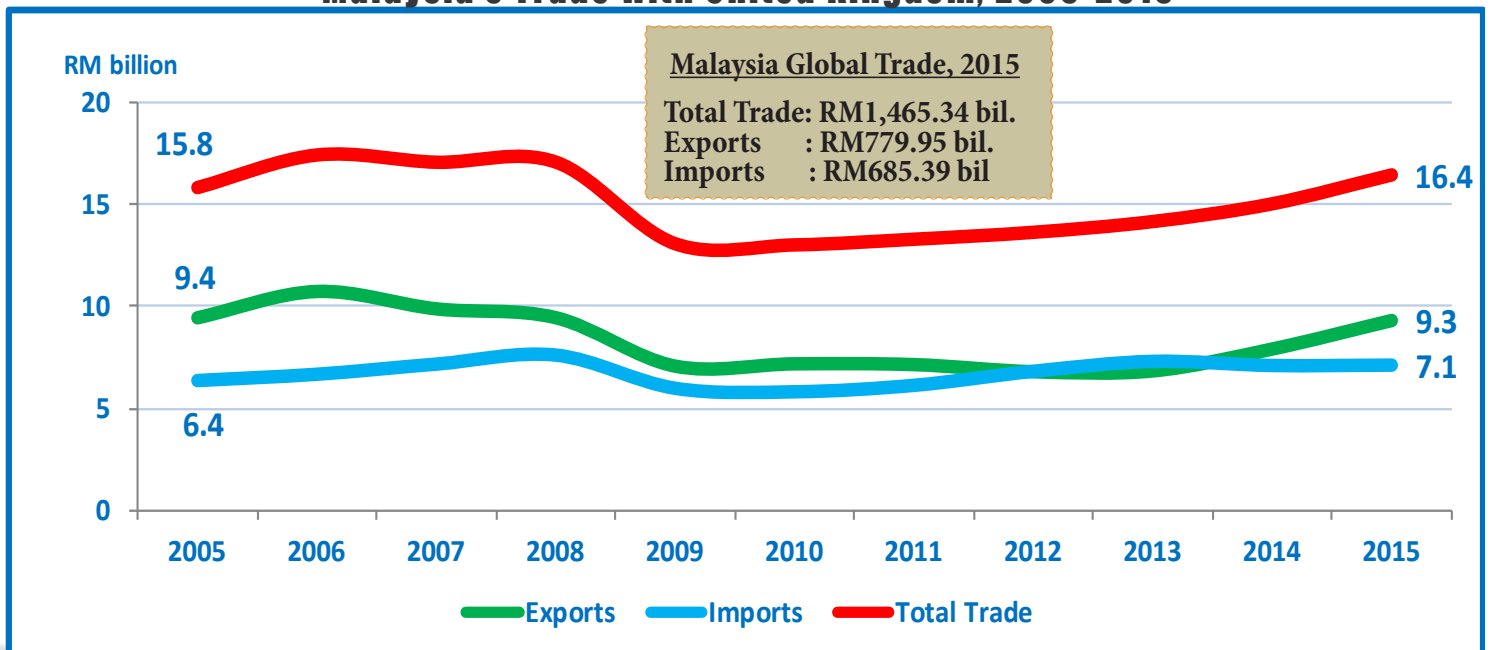
Area : 242,495 km²

Source : https://en.wikipedia.org/wiki/United_Kingdom



Source: <http://www.focus-economics.com/countries/united-kingdom>
<https://bmo.bmiresearch.com/data/datatool>
<http://www.worldstopexports.com/united-kingdoms-top-import-partners/>
<https://www.uktradeinfo.com/Statistics/Pages/Monthly-Tables.aspx>

Malaysia's Trade with United Kingdom, 2005-2015


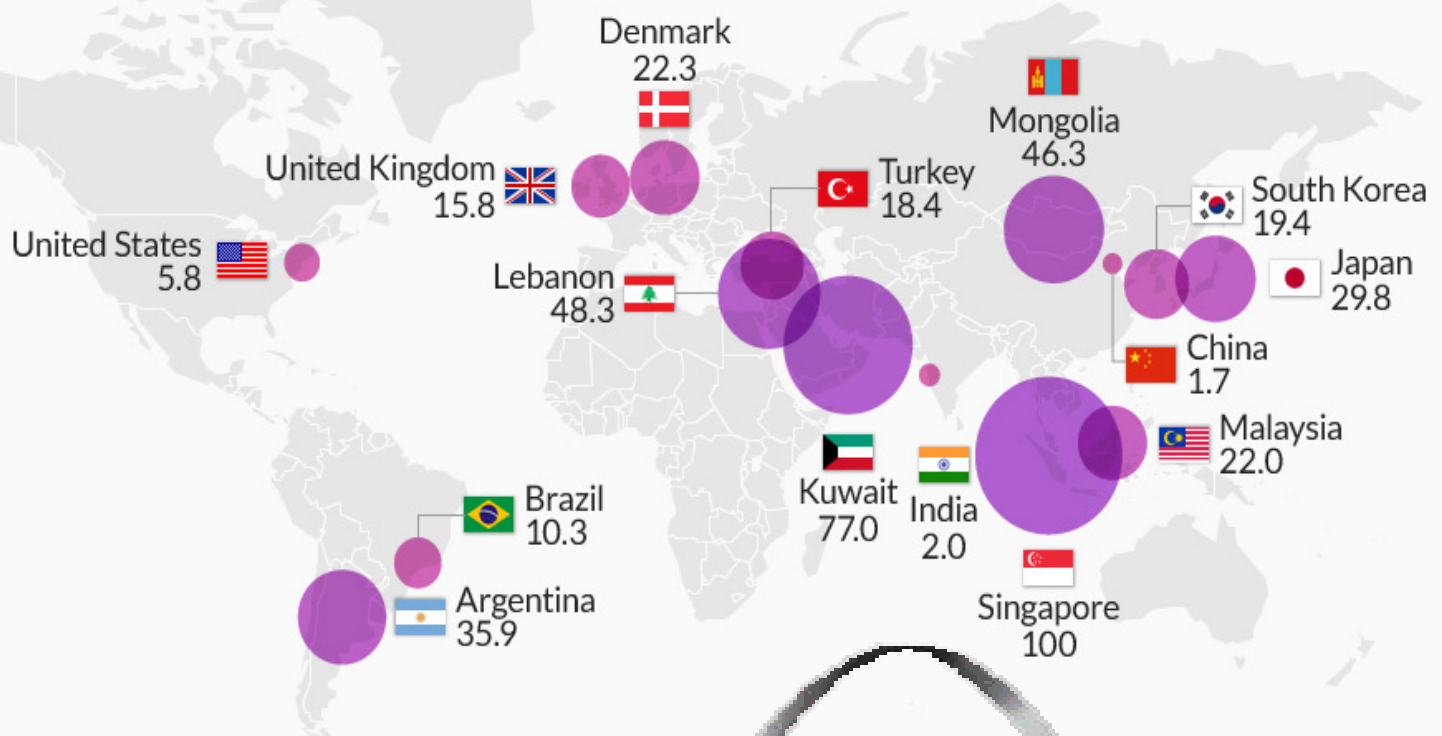


Source : Department of Statistics, Malaysia

DID YOU KNOW?

Where the Largest City Hosts the Most People

% of the population living in the largest metropolitan area in selected countries



Source: <https://www.statista.com/chart/3759/where-the-largest-city-hosts-the-most-people/>

Number and Value of Preferential Certificates of Origin (PCOs)

Number of Certificates (Provisional data)

	27 Mar 2016	3 Apr 2016	10 Apr 2016	17 Apr 2016	24 Apr 2016	1 May 2016	8 May 2016	15 May 2016
AANZFTA	985	725	816	827	824	902	609	763
AIFTA	641	592	684	680	745	603	605	619
AJCEP	241	189	160	139	200	219	189	144
ATIGA	4,674	4,510	4,262	4,068	4,536	4,529	3,876	4,275
ACFTA	1,425	1,889	1,530	1,483	1,631	1,644	1,416	1,379
AKFTA	890	954	753	853	820	860	722	1,130
MICECA	320	300	327	332	316	344	288	264
MNZFTA	9	8	6	10	5	13	6	7
MCFTA	65	64	52	67	43	32	70	44
MAFTA	447	430	400	364	361	287	325	421
MJEPA	926	797	823	711	729	863	798	708
MPCEPA	159	176	167	178	148	149	146	168
GSP	89	156	117	119	136	144	115	155
MTFTA	252	181	269	137	196	237	167	139

Notes: The preference giving countries under the GSP scheme are Liechtenstein, the Russian Federation, Japan, Switzerland, Belarus, Kazakhstan and Norway.



AANZFTA: ASEAN-Australia-New Zealand Free Trade Agreement
(Implemented since 1 January 2010)



ATIGA: ASEAN Trade in Goods Agreement
(Implemented since 1 May 2010)



AJCEP: ASEAN-Japan Comprehensive Economic Partnership
(Implemented since 1 February 2009)



ACFTA: ASEAN-China Free Trade Agreement
(Implemented since 1 July 2003)



AKFTA: ASEAN-Korea Free Trade Agreement
(Implemented since 1 July 2006)



AIFTA: ASEAN-India Free Trade Agreement
(Implemented since 1 January 2010)



MPCEPA: Malaysia-Pakistan Closer Economic Partnership Agreement
(Implemented since 1 January 2008)



MJEPA: Malaysia-Japan Economic Partnership Agreement
(Implemented since 13 July 2006)



MICECA: Malaysia-India Comprehensive Economic Cooperation Agreement
(Implemented since 1 July 2011)



MNZFTA: Malaysia-New Zealand Free Trade Agreement
(Implemented since 1 August 2010)



MCFTA: Malaysia-Chile Free Trade Agreement
(Implemented since 25 February 2012)

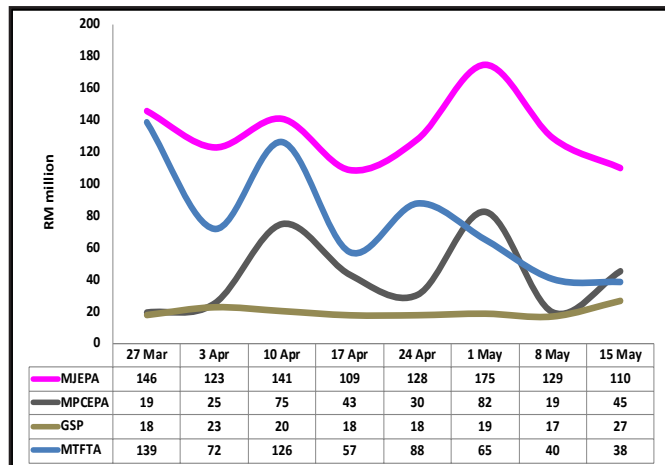
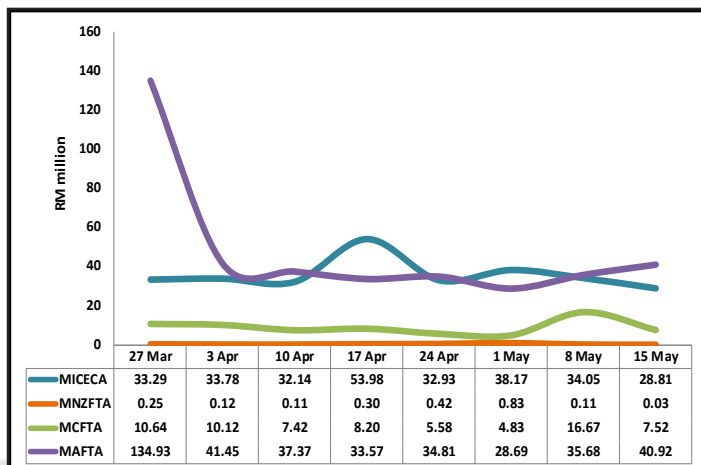
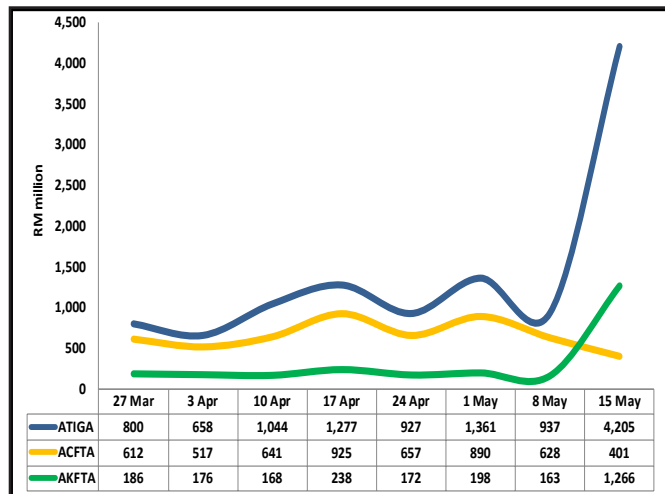
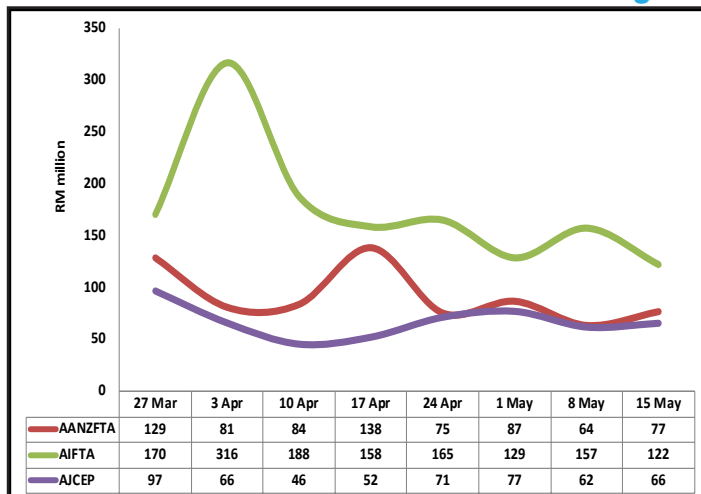


MAFTA: Malaysia-Australia Free Trade Agreement
(Implemented since 1 January 2013)




MTFTA: Malaysia-Turkey Free Trade Agreement
(Implemented since 1 August 2015)

Value of Preferential Certificates of Origin



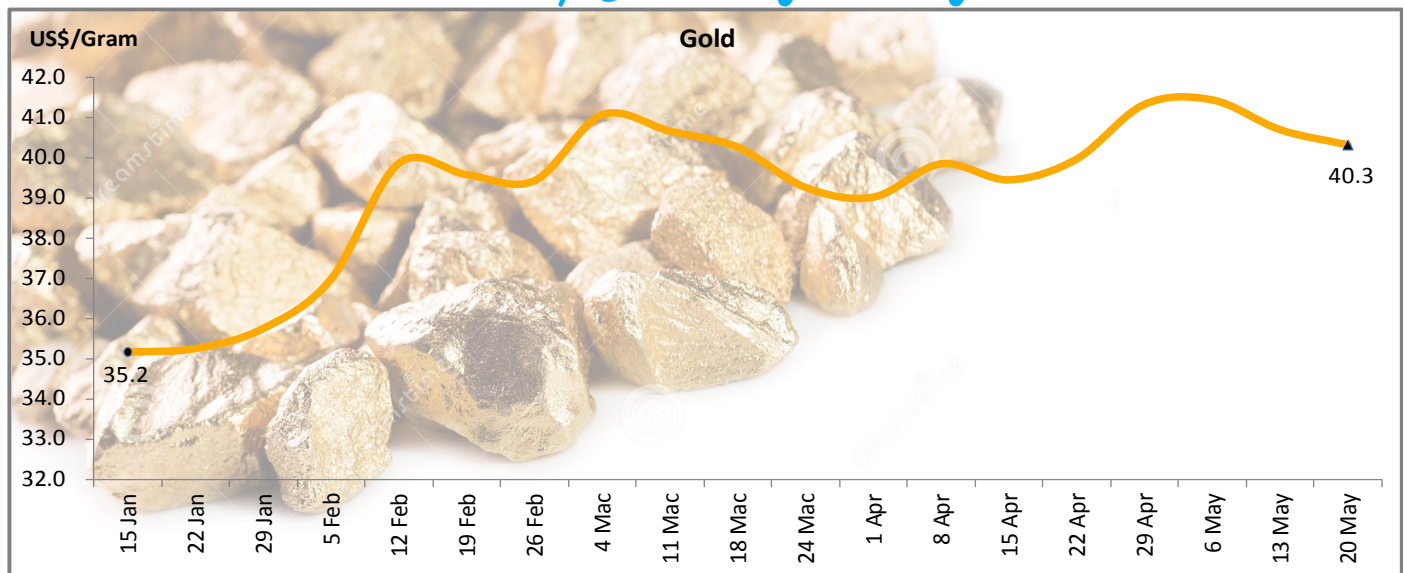
Source: Ministry of International Trade and Industry, Malaysia

Malaysian Ringgit Exchange Rate with Thai Baht and Indonesian Rupiah



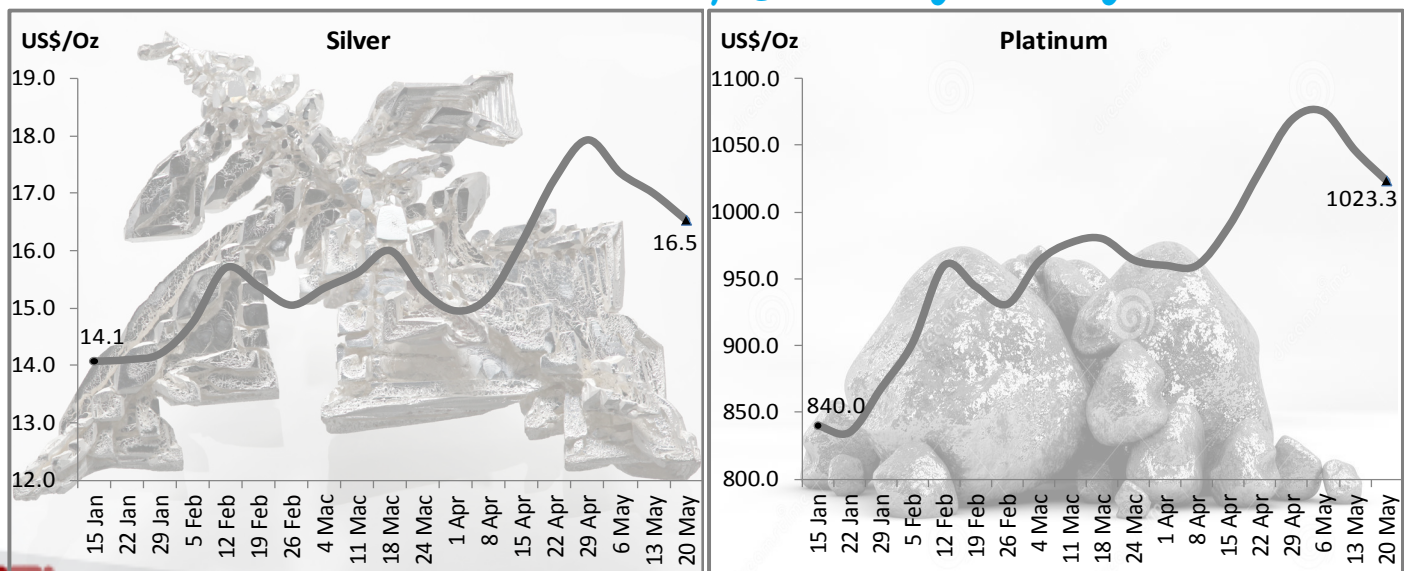
Source : Bank Negara, Malaysia

Gold Prices, 15 January - 20 May 2016



Source : http://www.gold.org/investments/statistics/gold_price_chart/

Silver and Platinum Prices, 15 January - 20 May 2016



http://online.wsj.com/mdc/public/page/2_3023-cashprices.html?mod=topnav_2_3023

Commodity Prices



Commodity	Crude Petroleum (Brent) (per bbl)	Crude Palm Oil (per MT)	Sugar (per lbs.)	Rubber SMR 20 (per MT)	Cocoa SMC 2 (per MT)	Coal (per MT)	Scrap Iron HMS (per MT)
20 May 2016 (US\$)	48.7	713.0	17.1	1,287.5	1,961.0	48.1	320 (high) 300 (low)
% change*	↑ 1.9	↑ 0.8	↑ 2.0	↓ 8.8	↓ 6.5	unchanged	↓ 5.9 ↓ 6.3
2015 ⁱ	36.9 - 66.8	616.9	13.2	1,364.3	2,077.0	49.9	239.6
2014 ⁱ	59.5 - 114.8	823.3	16.6	1,718.3	2,615.8	59.8	370.0


Notes: All figures have been rounded to the nearest decimal point

* Refer to % change from the previous week's price

ⁱ Average price in the year except otherwise indicated

n.a Not available

Highest and Lowest Prices, 2015/2016

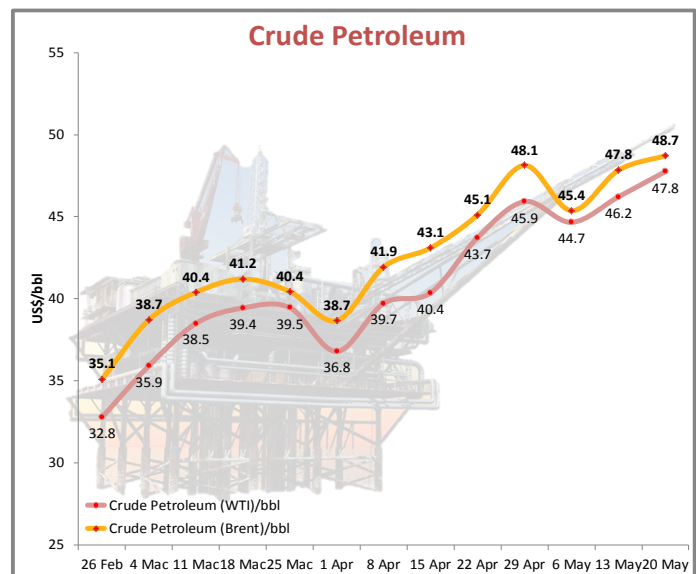
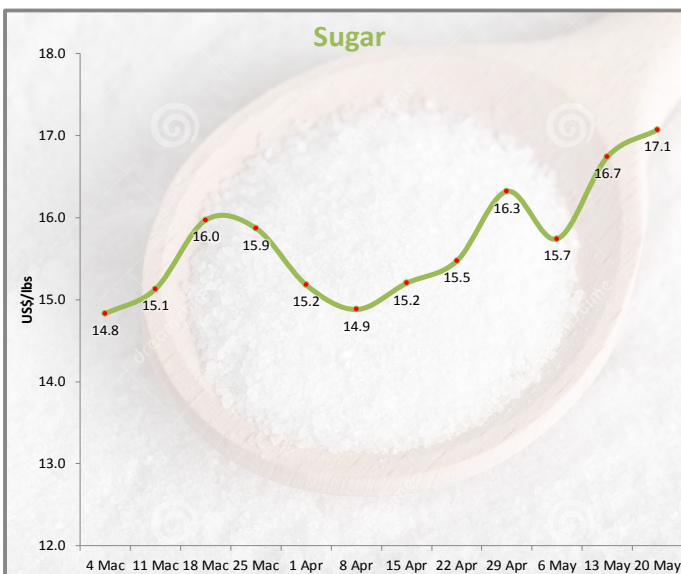
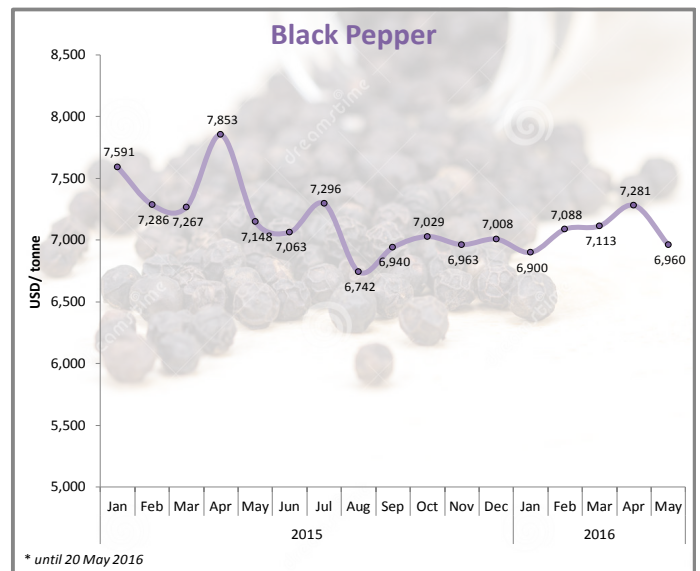
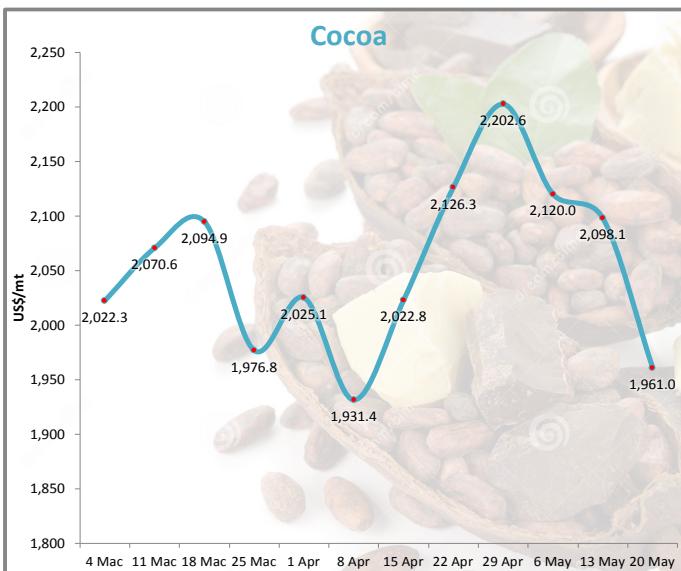
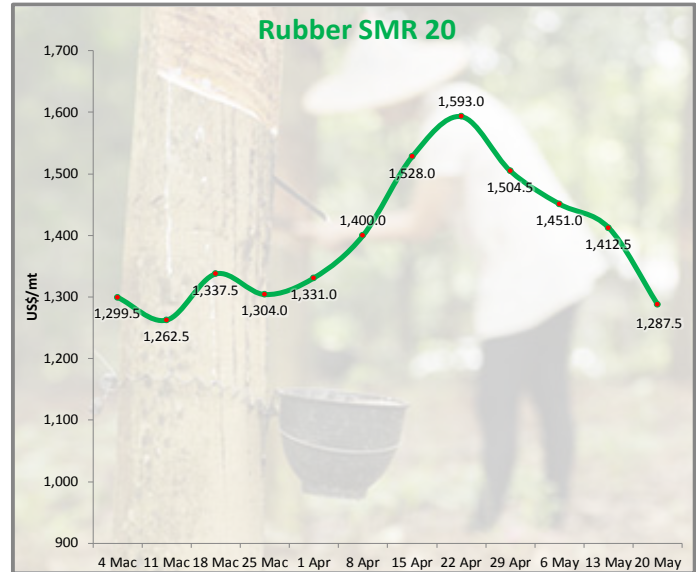
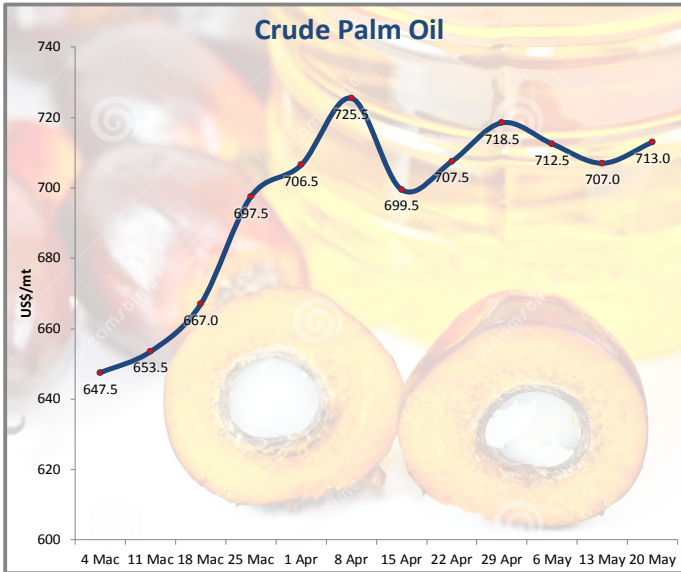


Average Domestic Prices, 23 May 2016



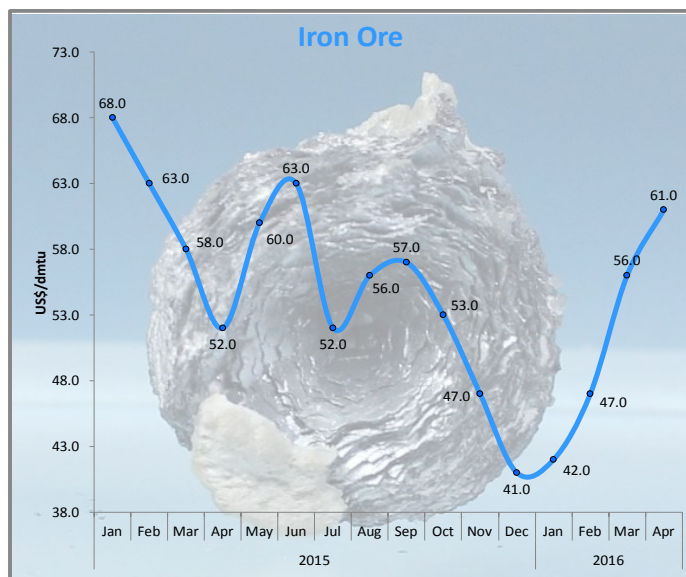
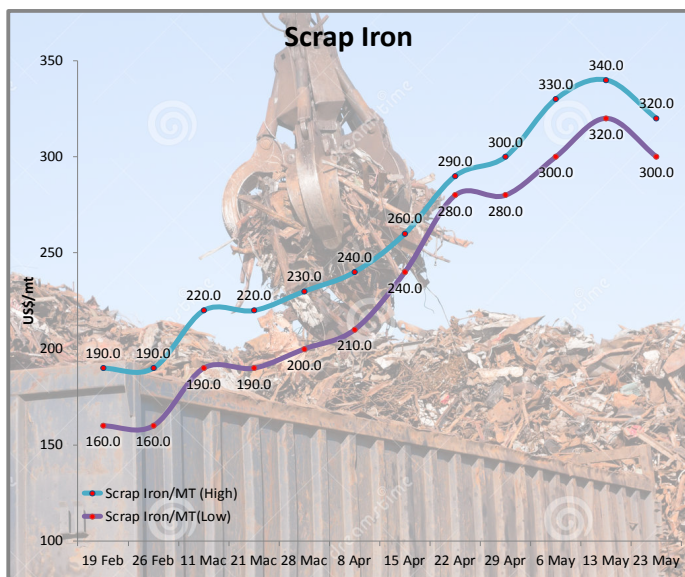
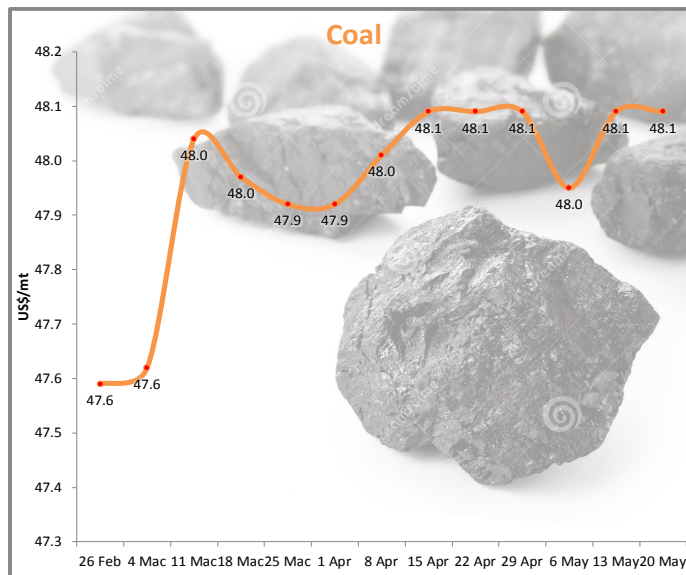
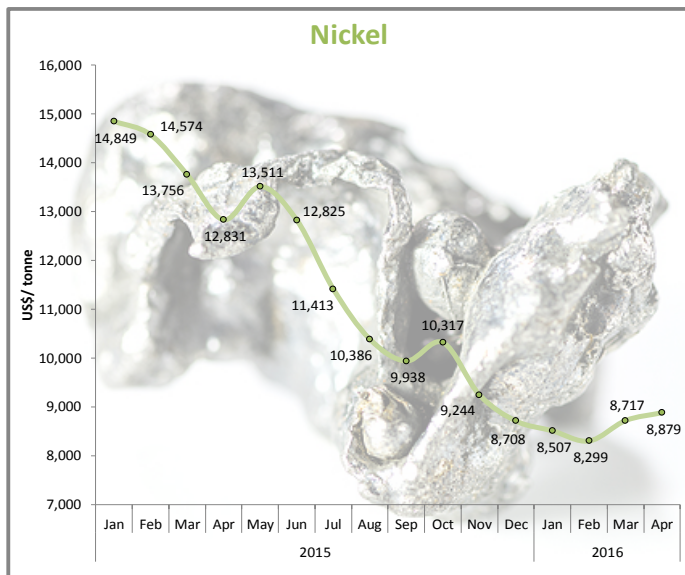

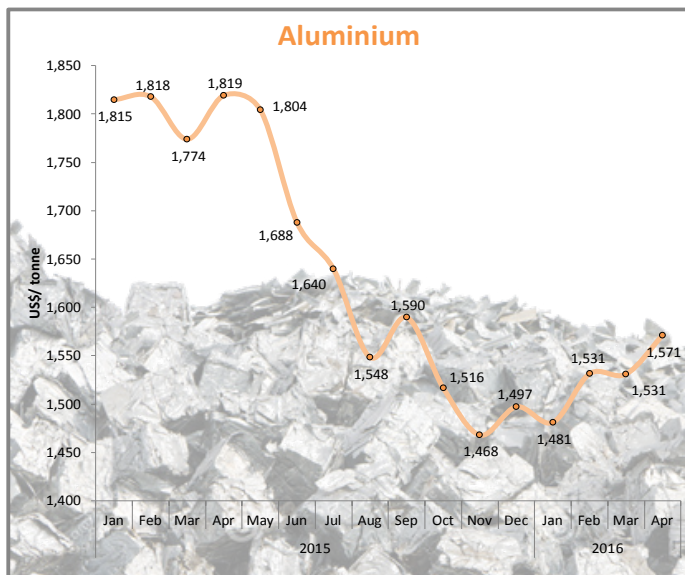
Sources: Ministry of International Trade and Industry Malaysia, Malaysian Palm Oil Board, Malaysian Rubber Board, Malaysian Cocoa Board, Malaysian Iron and Steel Industry Federation, Bloomberg and Czarnikow Group.

Commodity Price Trends



Sources: Ministry of International Trade and Industry Malaysia, Malaysian Palm Oil Board, Malaysian Rubber Board, Malaysian Cocoa Board, Malaysian Pepper Board, Malaysian Iron and Steel Industry Federation, Bloomberg and Czarnikow Group, World Bank.

Commodity Price Trends



Sources: Ministry of International Trade and Industry Malaysia, Malaysian Palm Oil Board, Malaysian Rubber Board, Malaysian Cocoa Board, Malaysian Pepper Board, Malaysian Iron and Steel Industry Federation, Bloomberg and Czarnikow Group, World Bank.

SUCCESS STORY

Kota Kinabalu Industrial Park (KKIP)

Located north of Kota Kinabalu, the capital of Sabah, Kota Kinabalu Industrial Park (KKIP) is a state government project that has been designated as the nucleus of growth for the state. Its purpose is to facilitate both economic development as well as the optimum utilisation of the state's natural resources.

Occupying an area of 8,320 acres, the park falls within the Knowledge Corridor of Sabah, where the highly advanced Universiti Malaysia Sabah (UMS), Universiti Teknologi MARA (UiTM) and a host of training and research institutions are located.



Sepangar Bay Container Port Terminal (7km)



Sabah Federal-Administration-Complex (7km)



Kota Kinabalu International Airport (25km)



Railway Tanjung Aru Terminal (22km)



Main Projects

Industrial Zone



Commercial Zone



Residential Zone



The Conceptual Master Plan for KKIP provides a comprehensive self-contained industrial township that is modern and environment-friendly. A good transportation network will be developed to link up with the container terminal at Sepangar Bay and the major highways. A wide-range of commercial centres are also planned within the township including retail outlets and shop houses within the industrial areas. Together with its solid infrastructure, enviable location and sound logistics, KKIP is poised to catalyse growth not only for the state but also for investors in East Asia Growth Area (BIMP-EAGA) and beyond.

KKIP, which is divided into clusters, namely wood-based, food, metal, rubber and plastic, logistic, warehousing, electronic and electrical, automotive, ceramic and other industries hopes that in the next four



Office Address

Lot 11B, Industrial Zone 1,
No.9, Jalan 1A KKIP Selatan,
Kota Kinabalu Industrial Park, 88460,
Kota Kinabalu, Sabah, Malaysia

Telephone

+60-88-498001, 498002-005

Fax

+60-88-498011, 498014

Email

kkipsb@gmail.com


Business Hour

Monday - Thursday: 8:00am - 12:30pm, 1:30pm - 5:00pm
Friday: 8:00am - 11:30am, 2:00pm - 5:00pm


MITI Programme

Lawatan ke kilang Volkswagen di Puebla, Mexico 22 May 2016





Announcement



Objectives

- Identify new sources of growth to the economy
- Formulate national economy programme and policies
- Assess the implementation of the national development policy such as the 11thMP, SME Master Plan and Services Sector Blueprint
- New benchmark for economy statistics
- Increase capacity of national statistics

Use

- Constructing economic indicators
- Government – monitoring national plans, SME development
- Private, academic and researchers
- Future economic surveys
- Business planning and decisions

Benefit of Economic Census

Entrepreneurs, Companies & Business

- To identify new sources of growth to the economy;
- To formulate national economy programmes; and
- To assess the implementation of the national development policy such as The Economic Transformation Programme, Eleventh Malaysia Plan and Small and Medium Enterprise (SME) Masterplan 2012 -2020.

Industry Associations & Chamber of Commerce


- To understand more about industrial structure;
- To share information about the industry with their members;
- To assist business in marketing and investment planning.

Government

- To identify new sources of growth to the economy;
- To formulate national economy programmes; and
- To assess the implementation of the national development policy such as The Economic Transformation Programme, Eleventh Malaysia Plan and Small and Medium Enterprise (SME) Masterplan 2012 -2020.


To Update Economic Indicators

- Rebasing of indices i.e. Gross Domestic Product (GDP) and Index of Industrial;
- Compilation of Supply & Use Table (SUT), Input-Output Table (I-O), Tourism Satellite Account (TSA), Information & Communication Technology Satellite Account and System of Environmental – Economic Accounting (SEEA);
- Development of SME's profile.



Announcement

MITI Weekly Bulletin (MWB) Mobile Apps



MITI MWB APPs is now available for IOS, Android and Windows platforms. MWB APPs can be download from **Gallery of Malaysian Government Mobile APPs (GAMMA)** at the link: <http://gamma.malaysia.gov.my/#/appDetails/85>



@ YOUR SERVICE



Norfarahain Yob
603-6200 0199
norfarahain.yob@miti.gov.my

Designation	⌘ Assistant Director
Division	⌘ Human Resources
Job Description	⌘ Manage services matters related to Operational Unit



Norakidah Zakaria
603-6200 0152
norakidah@miti.gov.my

Designation	⌘ Assistant Director
Division	⌘ Finance
Job Description	⌘ Manage tasks related to finance division



*The MWB Editorial
Committee Wishes It's Readers
"Tadau Kaamatan
(Harvest Festival)"*

30 - 31 May 2016



Dear Readers,

Kindly click the link below for any comments in this issue. MWB reserves the right to edit and republish letters as reprints.

<http://www.miti.gov.my/index.php/forms/form/13>

