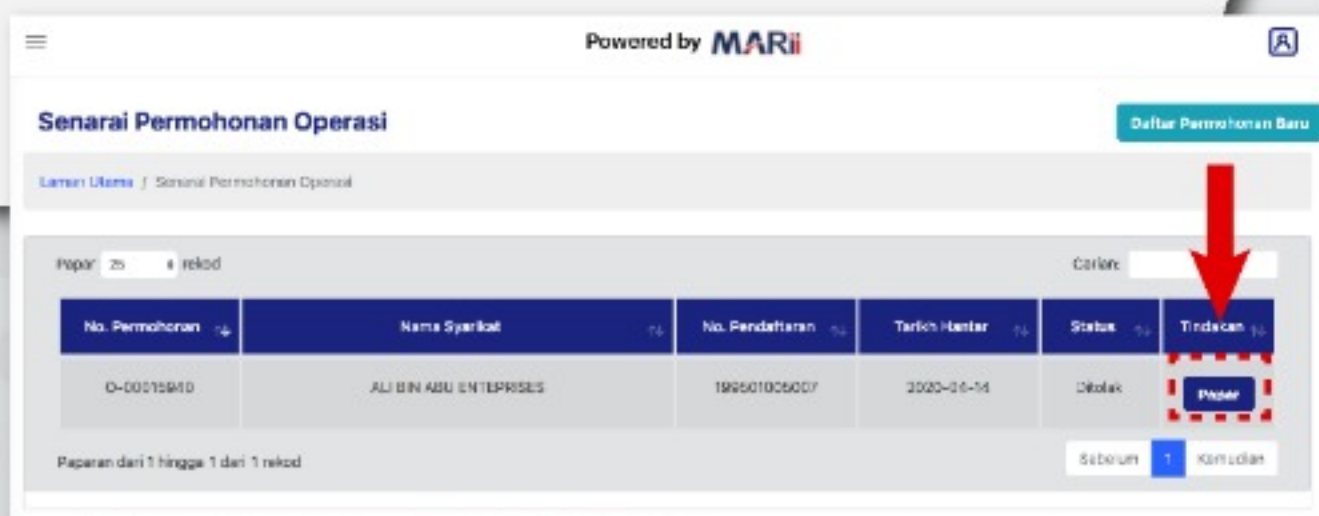


HOW TO APPEAL REJECTED APPLICATION

If your application has been rejected, you can submit an appeal by following these steps:

1 **CLICK** on the **Papar** button of the rejected application, where you will then be redirected to the summary of your application.



2 Take note on the details given in the **“NOTA/NOTES”** column. This will help you identify the reason(s) for your application being rejected.



3 To proceed with the appeal, **CLICK** **Kemukakan Rayuan** and tick the verification box that has just popped up to begin the appeal process.



HOW TO APPEAL REJECTED APPLICATION



- 4 In your appeal, the “**JUSTIFIKASI RAYUAN/APPEAL JUSTIFICATION**” section is required to be completed. State your justification and upload any supporting document(s) in **PDF FORMAT ONLY**.

MAKLUMAT RAYUAN / APPEAL INFORMATION

Nota / Notes
SEBAB-SEBAB DITOLAK TERTERA DI RUANGAN INI

Justifikasi Rayuan / Appeal Justification *
NYATAKAN JUSTIFIKASI ANDA DAN MUAT NAIK SEBARANG DOKUMEN SOKONGAN DALAM FORMAT PDF SAHAJA.

Dokumen Sokongan (PDF sahaja) / Supporting Document (PDF only) *
Choose file RAYUAN PERMOHONAN

- 5 Please make sure all information provided is **CORRECT, COMPLETE AND UP TO DATE**. Once you have submitted the appeal form, the status of your application in the dashboard should now be changed to “**RAYUAN**”.

Powered by **MARi**

Senarai Permohonan Operasi Daftar Permohonan Baru



Laman Utama / Senarai Permohonan Operasi

Papar 25 1 rekod Carian:

No. Permohonan	Nama Syarikat	No. Pendaftaran	Tarikh Hantar	Status	Tindakan
0-00015940	ALI BIN ABU ENTERPRISES	199501005007		Rayuan	Paper

Paparan dari 1 hingga 1 dari 1 rekod Sebelum 1 Kemudian

Should you have any query on this issue, you may contact the MITI Hotline at **03-62084949**, or email **miticovid19@miti.gov.my**



www.miti.gov.my

[f](#) [@](#) [t](#) MITIMalaysia

[MITIMalaysiayoutube](#)