

MITI DAY 2016



The Ministry of International Trade and Industry (MITI) together with its agencies (MIDA, MATRADE, SME CORP, MPC, MIDF, SME BANK, HDC, MAI & MSI) held “MITI Day 2016” on October 17, 2016 (Monday) from 8.30 am to 4.30 pm at the MITI Tower, Kuala Lumpur. The programme was officiated by YB Dato’ Sri Mustapa Mohamed, MITI Minister.

MITI Day 2016 was held mainly to promote the roles and functions of MITI and its agencies to the general public. This inaugural event is expected to bring MITI and Agencies closer to all our stakeholders by highlighting to the general public the relevance and impact of our services. Among the roles of MITI and Agencies:

- To plan, formulate and implement policies on industrial development, international trade and investment.
- To encourage foreign and domestic investment.
- To enhance national productivity and competitiveness in the manufacturing sector.

The Programme for MITI Day 2016 includes:

- MITI & Agencies Showcase feature exhibition booths of each MITI agency. Visitors had opportunities to get to know the success stories of our various stakeholders and interact with the Ministry and Agency representatives for further information on the services provided. The E-Commerce Coordinating Office, the National Aerospace Industry Coordinating Office (NAICO), the Securities Commission (SC) and the Securities Industry Dispute Resolution Centre (SIDREC) will also be there as part of the InvestSmart@MITI programme.
- The MITI Day Job Fair organised by MIDA aim to match employers with potential employees from final year undergraduates and other jobseekers. This programme brought together a pool of talent with various skills and education background for employment consideration by enterprises and GLCs across the sectors of industry. 60 companies and agencies exhibitors comprising companies from the manufacturing & services sector and GLCs took part about offered 5,000 job vacancies.
- CSR@MITI Showcase serves to promote the Corporate Social Responsibility (CSR) activities of MITI and Agencies, especially highlighting the extra mile efforts undertaken by MITI and Agencies for the betterment of all members of our society and also in preserving our environment. The ‘Sharing is Caring’ programmes involving MITI’s Differently-abled officers, Disable-friendly Software Demonstration – Jaws and Demonstration on how to use a Braille machine – including distribution of custom-made 2 Braille bookmarks for visitors and Henna art were also showcased by the National Society for the Deaf Malaysia.
- The MITI Motor Show organized by MAI aims to expose visitors to Malaysia’s vision to become the regional hub for energy efficient vehicles. Apart from introducing the concept of energy efficient vehicles to visitors, the show also showcased the latest technologies in the field. 5 major car manufacturers participated in the event including Proton, Perodua, Honda, Mazda and Kia/ Hyundai. Meanwhile the Car Care programme, a consumer education programme on the benefits of car maintenance and care. Consultation on car maintenance was enabled for visitors.

- Pocket Talks organized by MITI & HDC, an informal information sharing and question and answer session titled Opportunities for Food Truckers, Global Halal Support Centre & Its Services to Elevate SMEs Business Visibility and Trade Remedy Measures.
- InvestSmart@MITI which raises awareness of sound practices when investing in the stock market was in line with InvestSmart® principle of reaching out to all investor segments, including existing and sophisticated investors. Investors and entrepreneurs attended the event also had the opportunities to learn more about equity crowd funding (ECF), an alternative fund-raising framework developed by SC suited for SMEs and innovative businesses.
- MITI Tea Talks, a panel discussion jointly organised by MATRADE and MIDF focusing on two topics mainly Enhancing Malaysian Entrepreneur Businesses in ASEAN and eCommerce Potential for Exports in ASEAN. The aim was to expose visitors to the potential business expansion that the ASEAN region holds, export opportunities available through e-commerce in the ASEAN region, the role that MITI and Agencies assume in empowering local entrepreneurs to go ASEAN and to go global and the benefits of globalisation to Malaysia.

MITI Day 2016 was open to all customers of MITI and the public. These included businessmen, government officials, officers of foreign embassies, university students who will complete their studies, new graduates, members of the Association / Chamber of commerce, Members of Parliament and Members of State Assembly, Bumiputera investors, former MITI (alumni MITI), friends of MITI and other stakeholders.

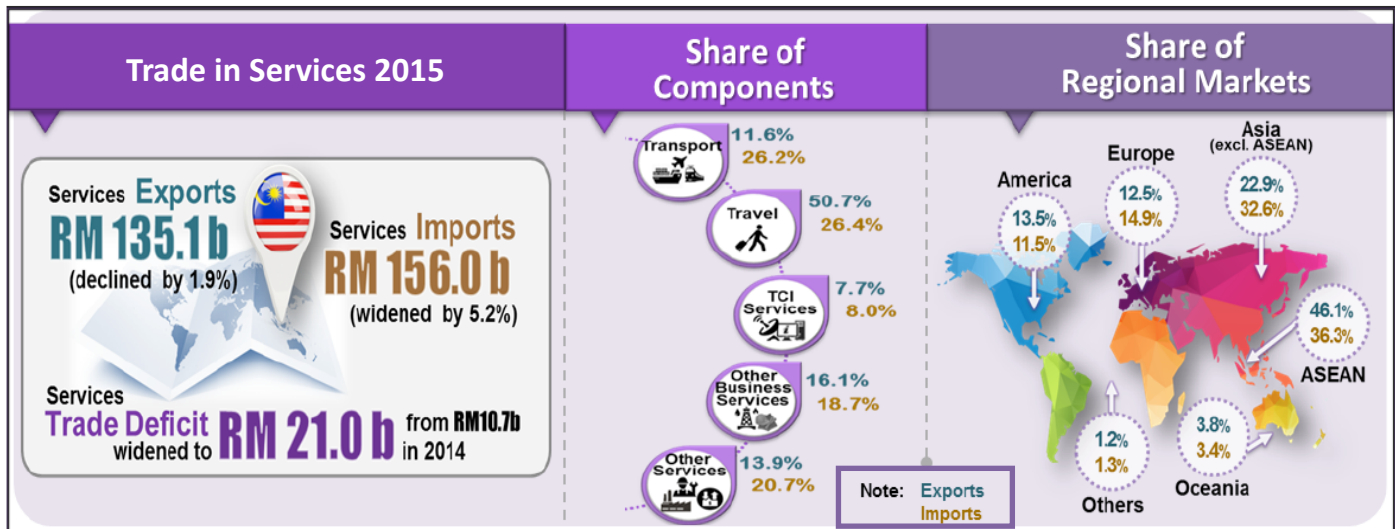
There were some interesting side programmes in conjunction with MITI Day 2016 such as Food Truck, Lucky Draw with attractive prizes to be won such as Perodua Bezza and Motorcycles Modenas, Special Appearance by Celebrities and exhibition of SME products and e-Commerce.

Free shuttle service was provided from KL Sentral to MITI for visitors wishing to use public transportation. Parking was also available at both MITI Tower and MATRADE (next to MITI Tower) for other visitors. MITI Day 2016 is expected to nurture better understanding on the roles and functions of MITI and Agencies by the general public and to closer the gap between Government agencies and the people in line with the Government's people-centric theme.

*Ministry of International Trade and Industry
17 October 2016*



Trade in Services 2015

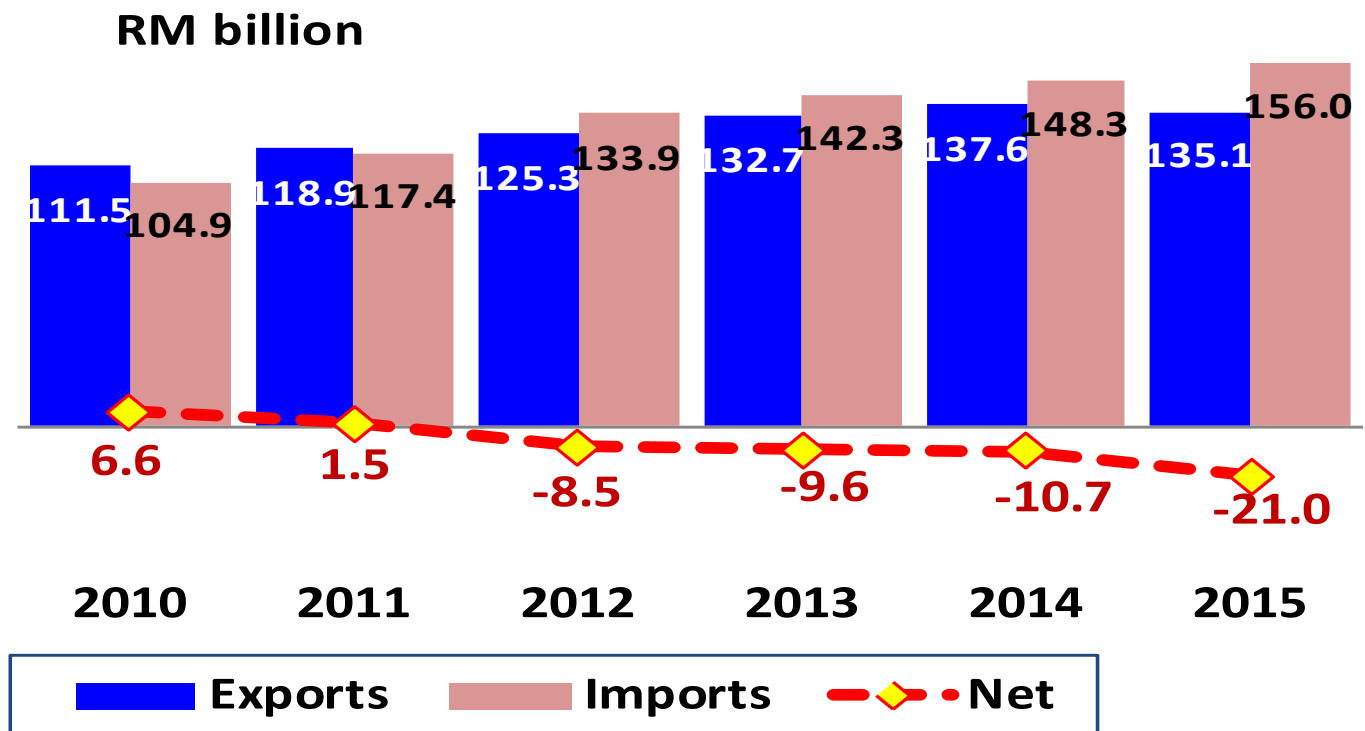


Exports and Imports by Components, 2015

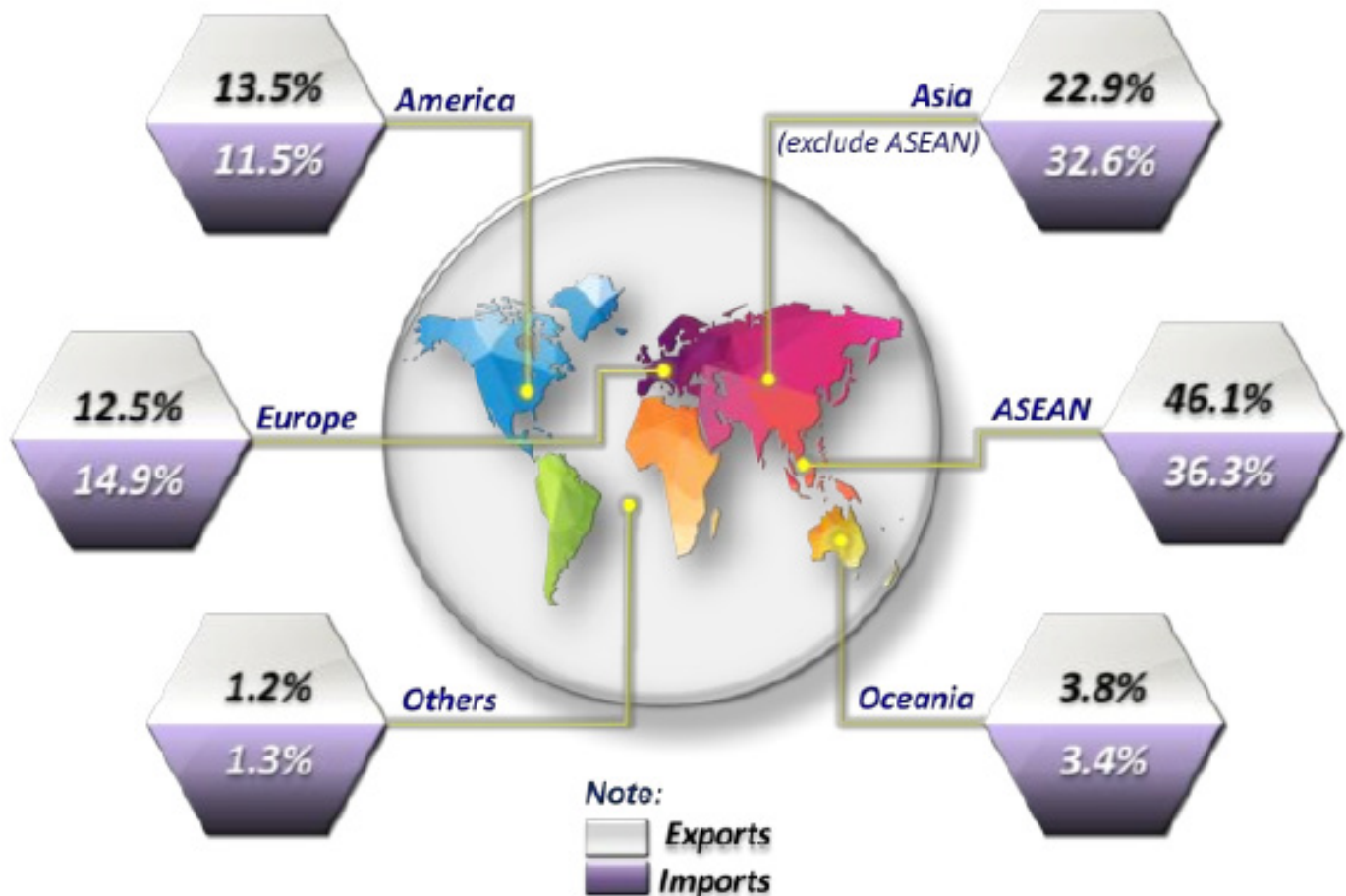
Components	Exports		Imports	
	RM bil.	Growth (y-o-y) %	RM bil.	Growth (y-o-y) %
Travel	68.5	-7.4	41.3	1.3
Transport	15.7	0.3	40.9	-1.7
Technical, trade-related and other business services	14.7	-13.1	22.2	5.9
Telecommunications, computer and information services	10.4	14.9	12.5	22.1
Manufacturing services on physical inputs owned by others	8.4	5.6	0.2	31.5
Professional and management consulting services	5.6	12.3	5.9	12.0
Construction	4.0	43.9	10.6	22.0
Personal, cultural and recreational services	1.5	62.7	3.4	8.1
Insurance and pension services	1.5	-3.2	9.2	1.9
Maintenance and repair services n.i.e.	1.4	16.3	1.2	23.9
Research and development services	1.4	31.4	1.1	31.7
Financial services	1.3	18.4	1.7	25.2
Government goods and services n.i.e.	0.4	32.8	1.0	55.2
Charges for the use of intellectual property n.i.e.	0.4	46.6	4.9	4.5
Total	135.1	-1.9	156.0	5.2

Source: Department of Statistics, Malaysia.

Trade in Services, 2010 - 2015

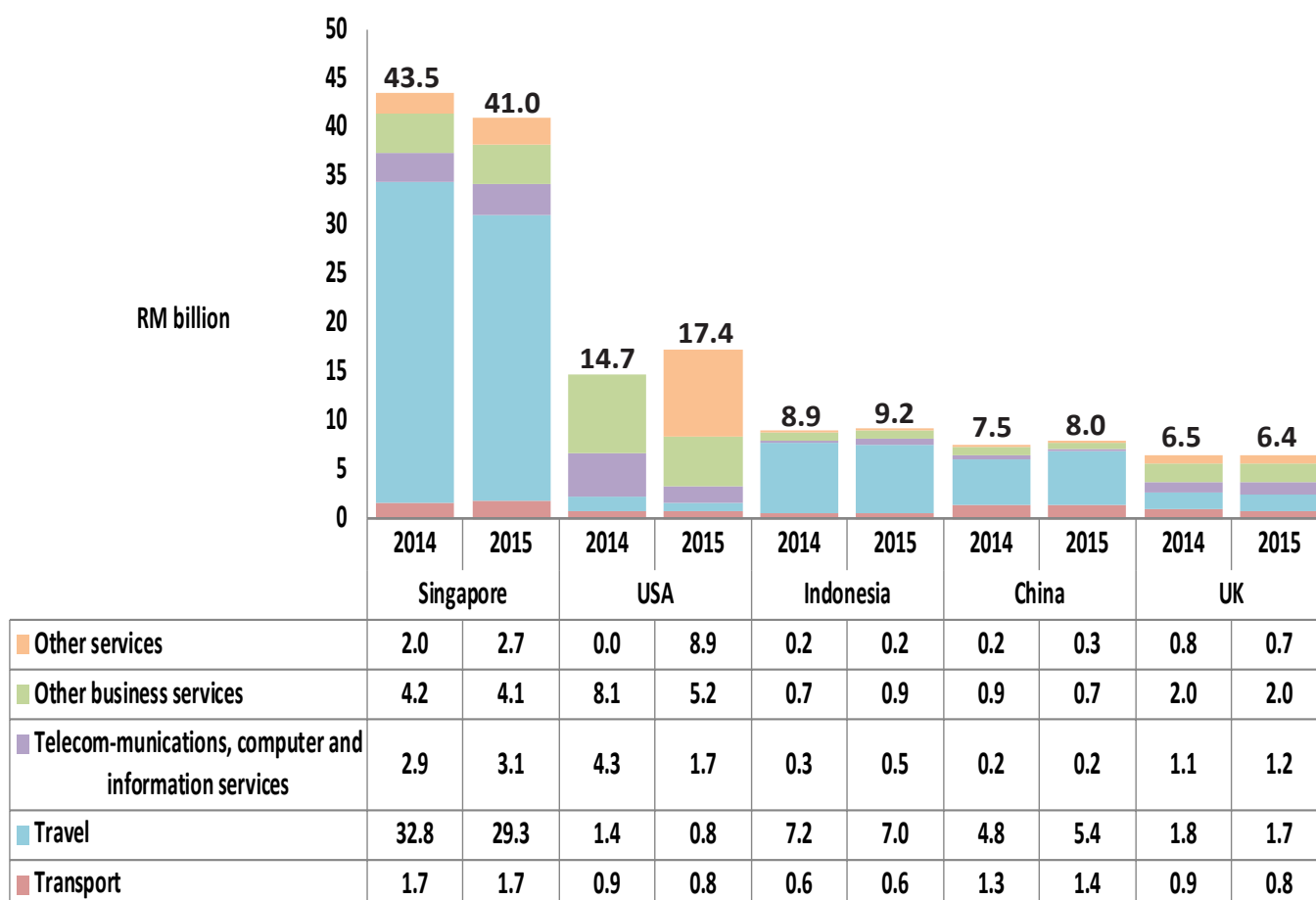


Percentage Share of Exports and Imports by Region, 2015

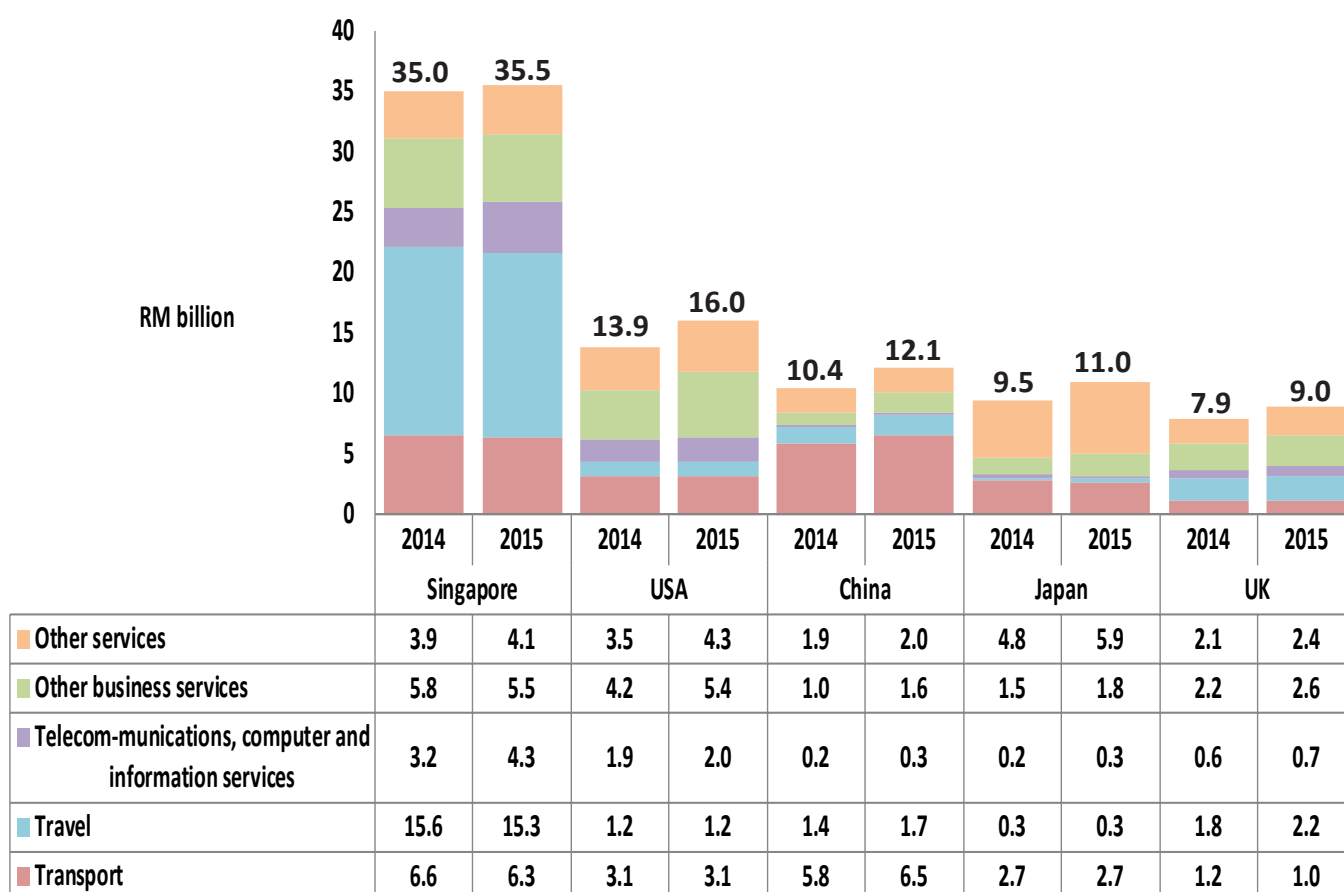


Source: Department of Statistics, Malaysia.

Major Export Destinations by Components, 2014 and 2015



Major Import Sources by Components, 2014 and 2015

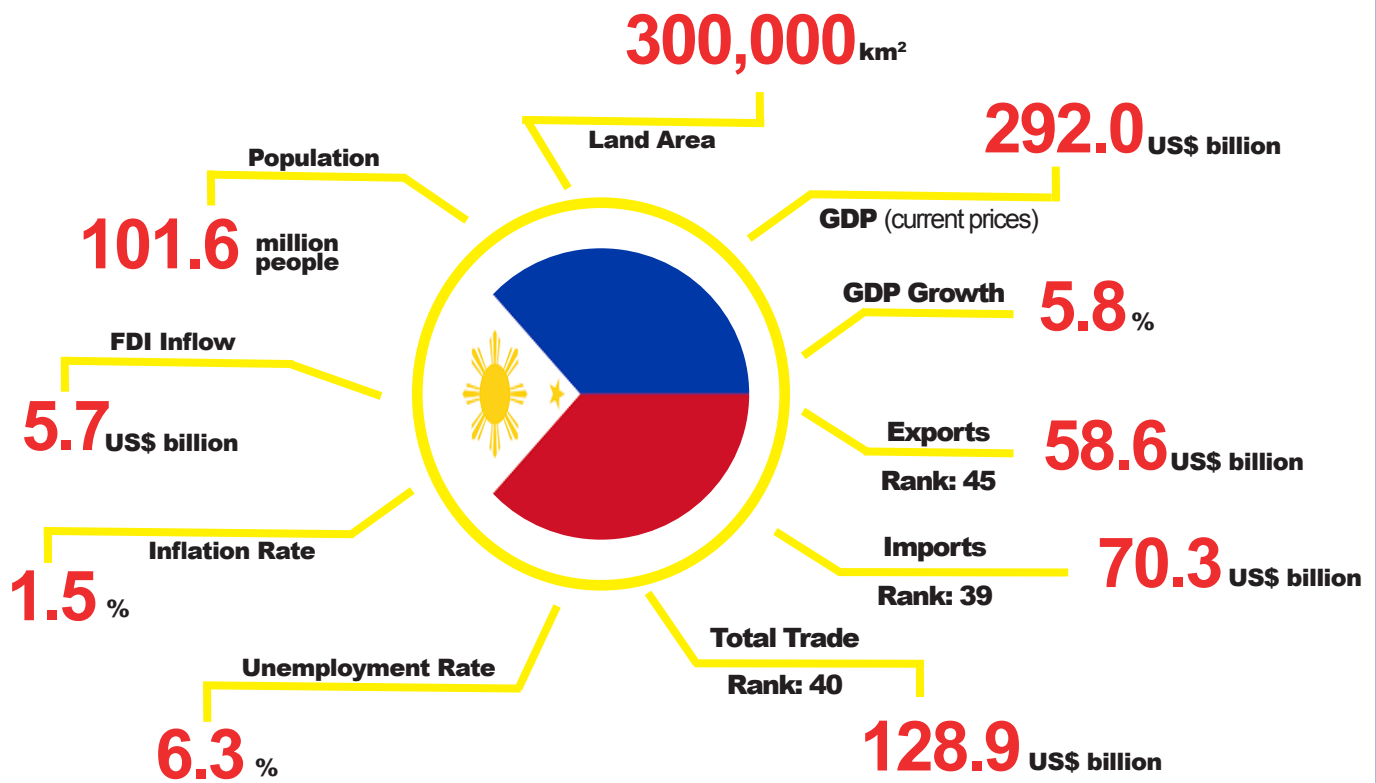


Source: Department of Statistics, Malaysia.

'ASEAN and You...'

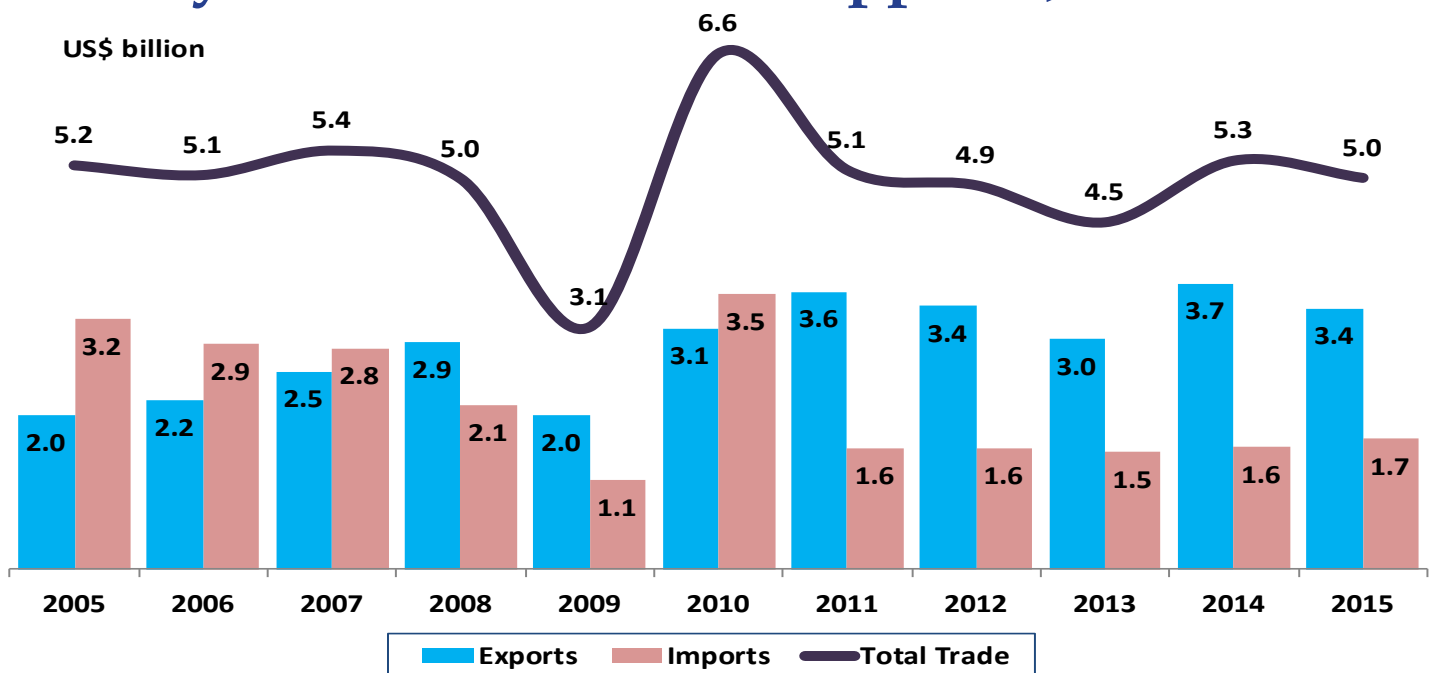


Philippines Economic Indicators 2015



Sources: ASEAN Statistics, IMF, WTO and Wikipedia

Malaysia's Trade with Philippines, 2005 - 2015



Source: Department of Statistics, Malaysia.



INTERNATIONAL REPORT

World Economic Forum

Global Competitiveness Report

2016-2017 Rankings

1 Switzerland Score 5.81	2 Singapore Score 5.72	3 USA Score 5.70	4 Netherlands Score 5.57	5 Germany Score 5.57
6 Sweden Score 5.53	7 UK Score 5.49	8 Japan Score 5.48	9 Hong Kong Score 5.48	10 Finland Score 5.44

25 Malaysia Score 5.81	34 Thailand Score 5.81	41 Indonesia Score 5.81	57 Philippines Score 5.81
58 Brunei Score 5.81	60 Viet Nam Score 5.81	89 Cambodia Score 5.81	93 Lao PDR Score 5.81

Source: http://www3.weforum.org/docs/GCR2016-2017/05FullReport/TheGlobalCompetitivenessReport2016-2017_FINAL.pdf



DID YOU KNOW?



MRT Sungai Buloh - Kajang Line

MRT

31

STATIONS

EXPECTED TO COMPLETE BY

DECEMBER

2016

51

KILOMETER

9.5

KILOMETER UNDERGROUND PASSAGE



Daily ridership estimated to be about

400

THOUSAND PEOPLE

Providing services to

1.2

MILLION PEOPLE

One train capacity

1,200

PASSENGERS

Train frequency

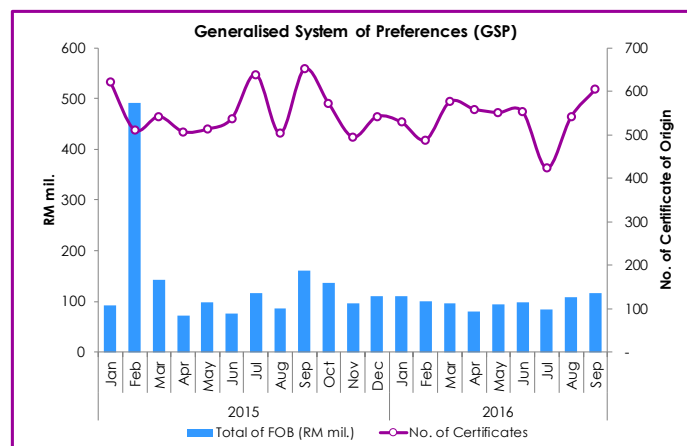
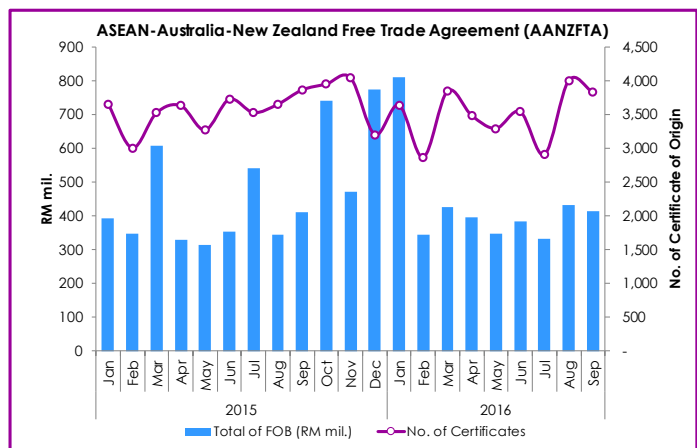
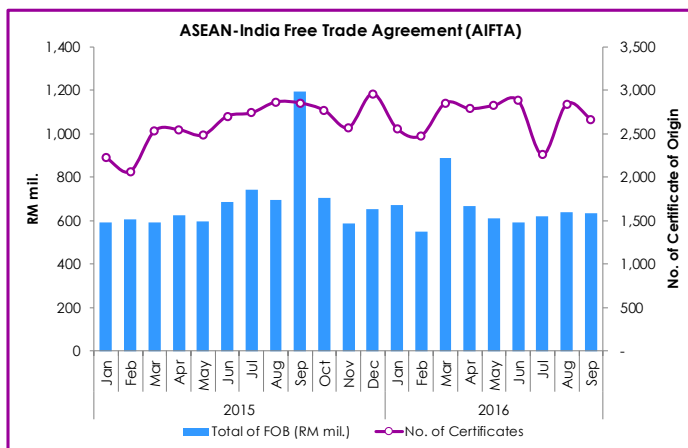
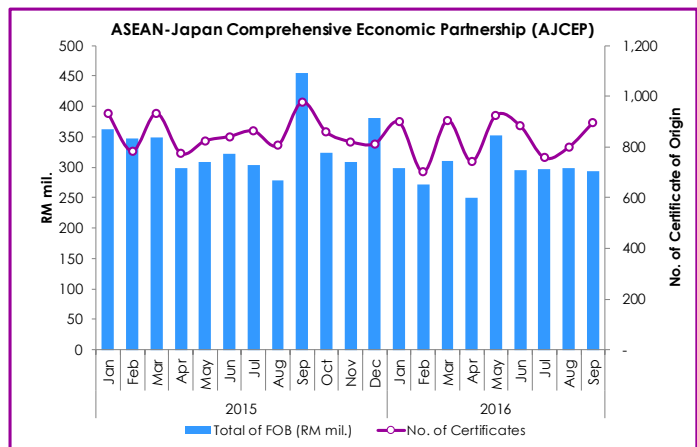
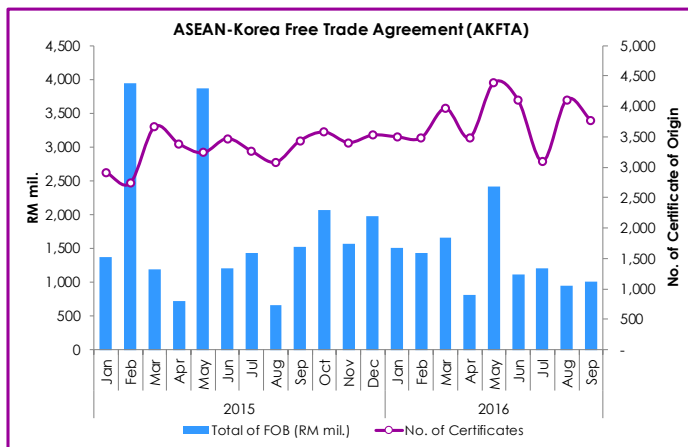
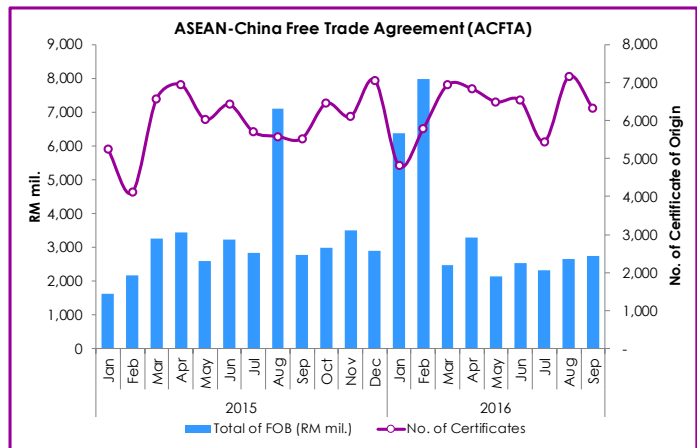
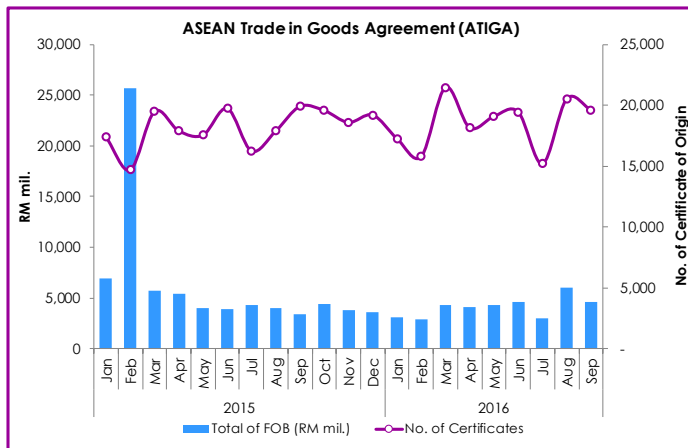
3.5

MINUTES



Source: <http://www.mymrt.com.my/en/sbk/home>

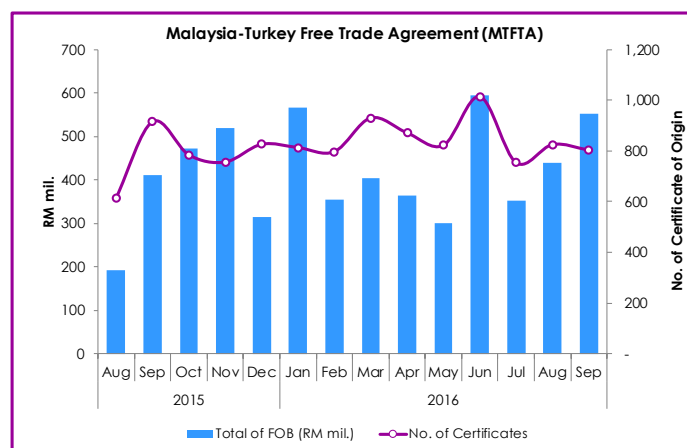
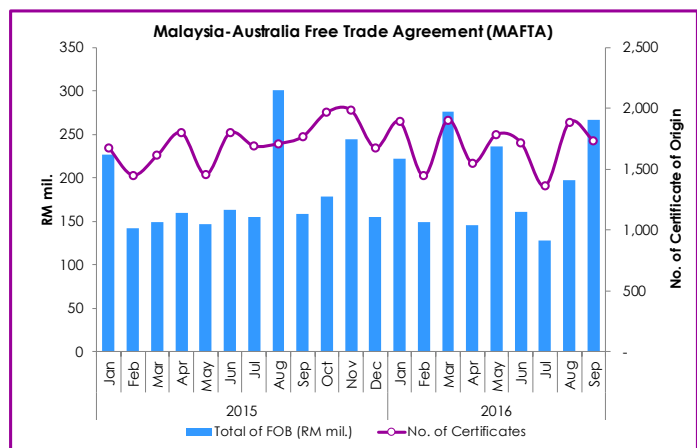
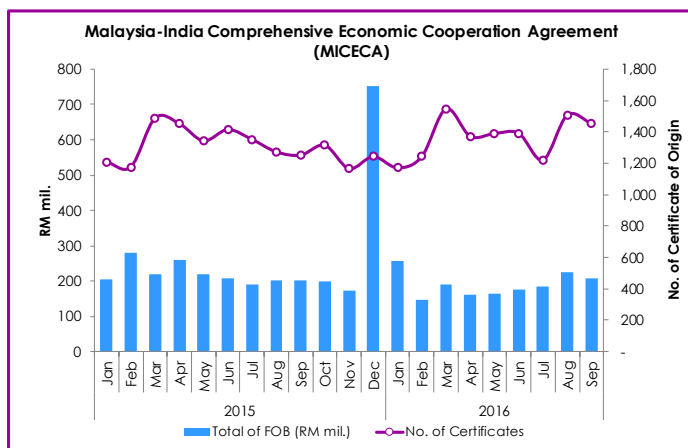
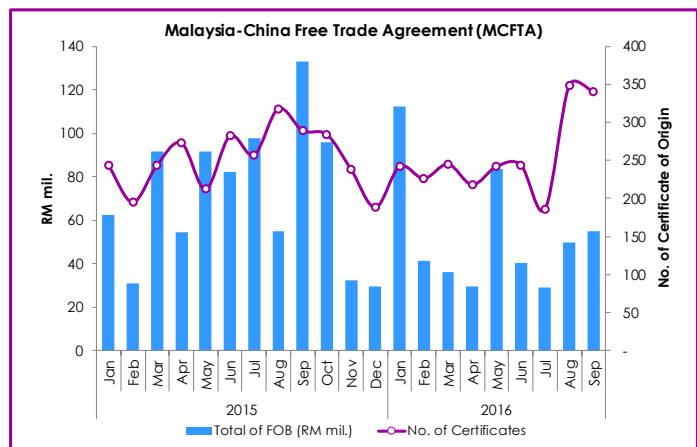
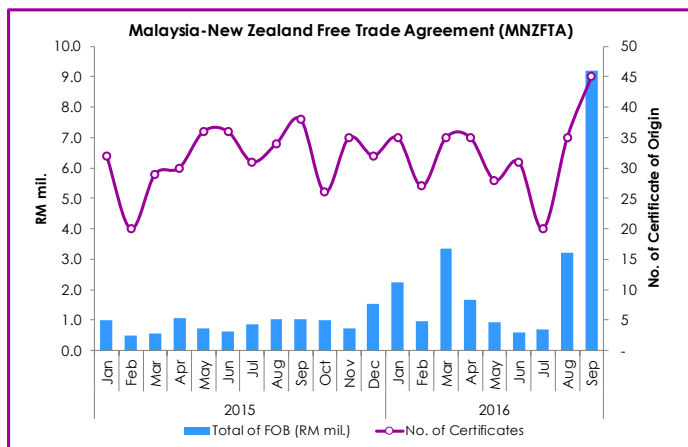
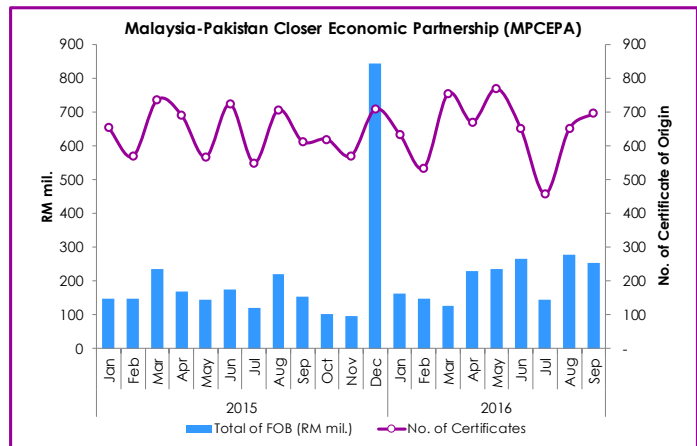
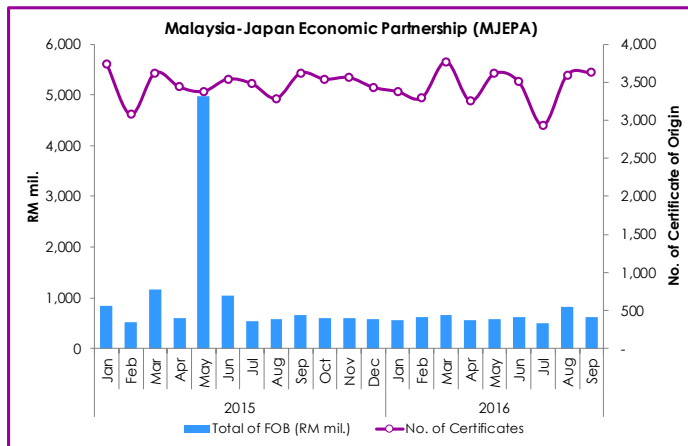
Number and Value of Preferential Certificates of Origin (PCOs)



Note: The preference giving countries under the GSP scheme are Liechtenstein, the Russian Federation, Japan, Switzerland, Belarus, Kazakhstan and Norway.

Source: Ministry of International Trade and Industry, Malaysia

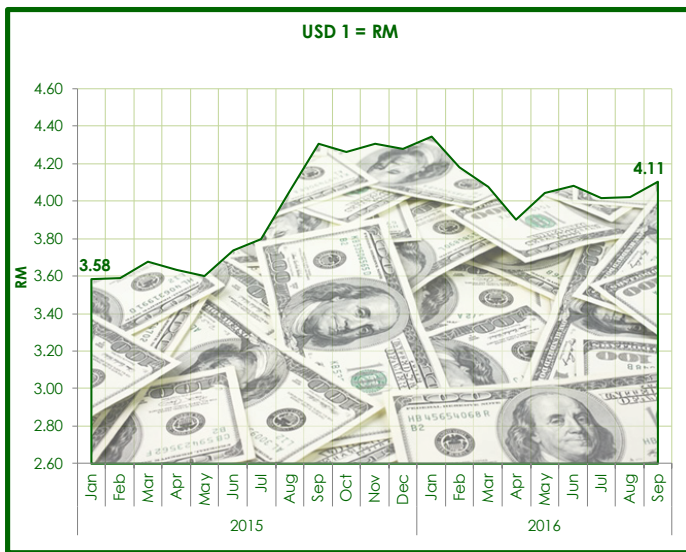
Number and Value of Preferential Certificates of Origin (PCOs)



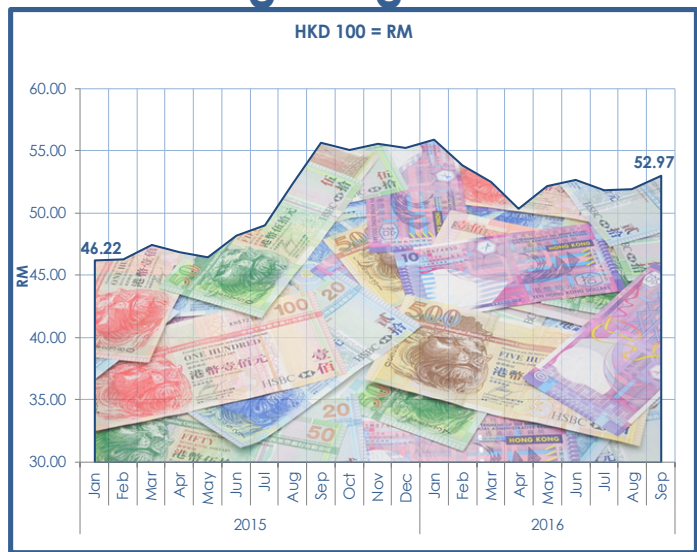
Source: Ministry of International Trade and Industry, Malaysia

Malaysian Ringgit Exchange Rate with Selected Countries, January 2015 - September 2016

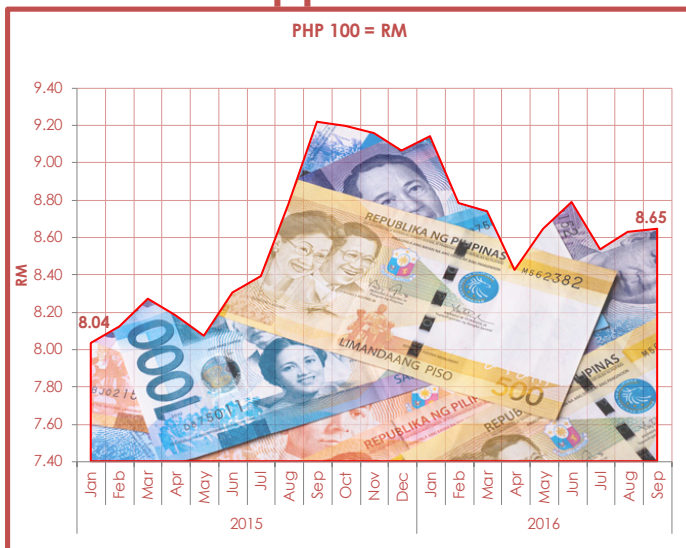
US Dollar




Hong Kong Dollar




Philippine Peso



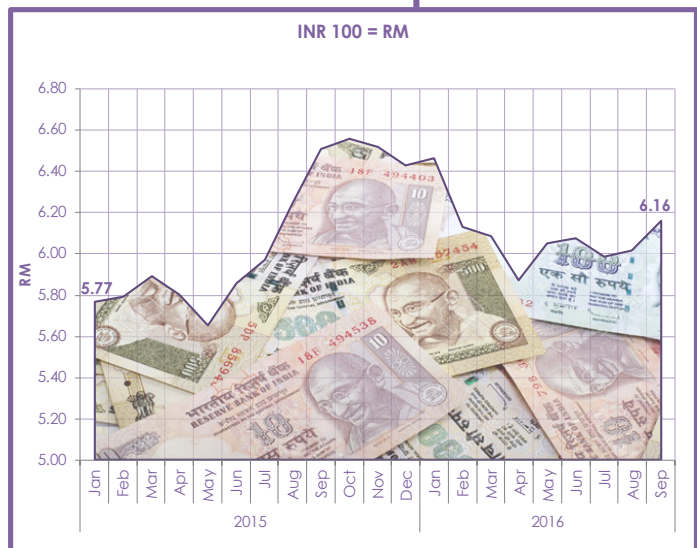
Indonesian Rupiah



Vietnamese Dong



Indian Rupee



Source : Bank Negara Malaysia

Commodity Prices



CRUDE PETROLEUM (BRENT) -per bbl-

14 Oct 2016 : US\$52.0, ▲ 0.04%*
Average Priceⁱ : 2015: US\$53.6
2014: US\$99.5



CRUDE PALM OIL -per MT-

14 Oct 2016 : US\$691.5, ▼ 6.6%*
Average Priceⁱ : 2015: US\$616.9
2014: US\$823.3



SUGAR -per lbs-

14 Oct 2016 : US¢ 22.9, ▼ 2.2%*
Average Priceⁱ : 2015: US¢ 13.2
2014: US¢ 16.6



RUBBER SMR 20 -per MT-

14 Oct 2016 : US\$1,545.5, ▲ 4.9%*
Average Priceⁱ : 2015: US\$1,364.3
2014: US\$1,718.3



COCOA SMC 2 -per MT-

14 Oct 2016 : US\$2,005.9, ▼ 5.3%*
Average Priceⁱ : 2015: US\$2,077.0
2014: US\$2,615.8



COAL -per MT-

14 Oct 2016 : US\$44.1, unchanged
Average Priceⁱ : 2015: US\$49.9
2014: US\$59.8



SCRAP IRON HMS -per MT-

14 Oct 2016 : US\$230.0 (high), unchanged
US\$220.0 (low), ▲ 4.8%
Average Priceⁱ : 2015: US\$239.6
2014: US\$370.0

HIGHEST and LOWEST 2015/2016

Crude Petroleum (Brent) -per bbl-



Highest

14 Oct 2016 : US\$52.0
15 May 2015 : US\$66.8

Lowest

15 January 2016 : US\$28.9
18 December 2015 : US\$36.9

Crude Palm Oil -per MT-




Highest

15 Sept. 2016 : US\$785.5
16 January 2015 : US\$701.0


Lowest

15 January 2016 : US\$545.5
4 September 2015 : US\$500.5

Domestic Prices 14 October 2016



Billets
(per MT)
RM1,550 – RM1,600



Steel Bars
(per MT)
RM1,800 – RM1,950

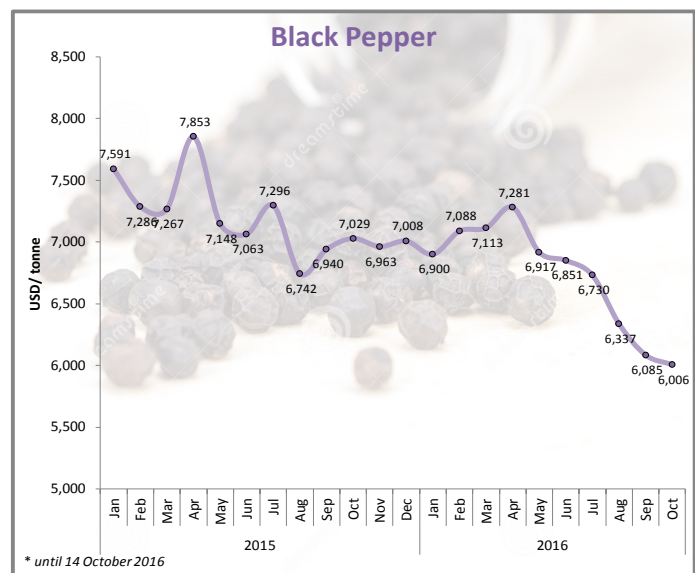
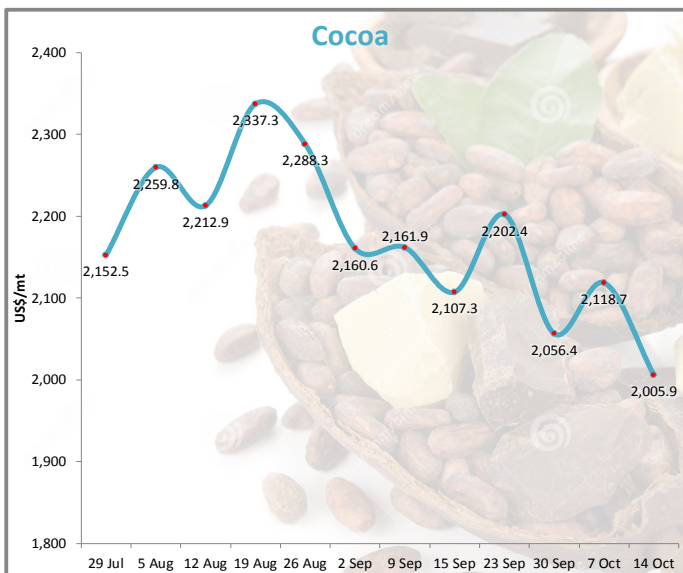
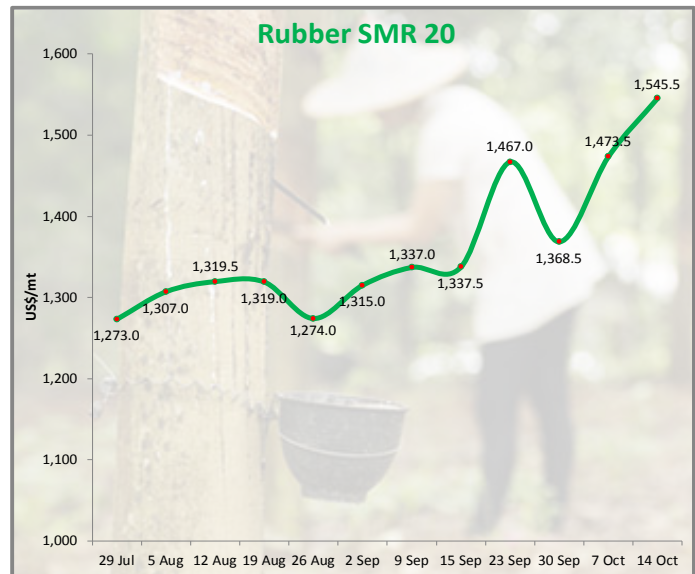
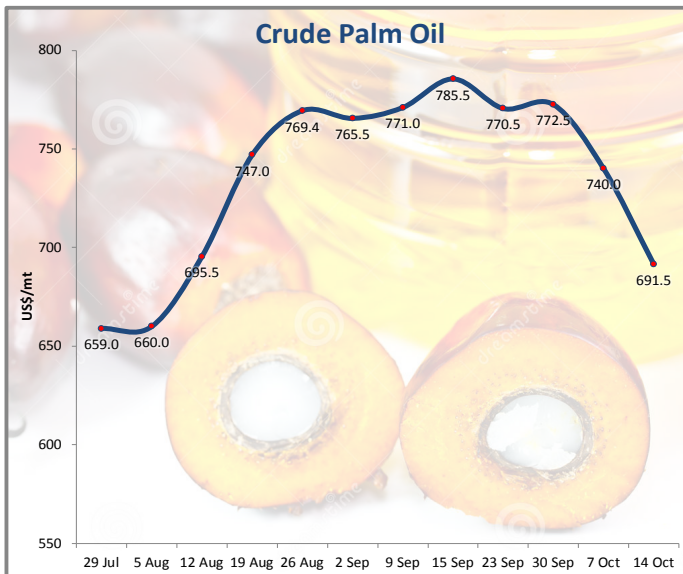
Notes: All figures have been rounded to the nearest decimal point

* Refer to % change from the previous week's price

ⁱ Average price in the year except otherwise indicated

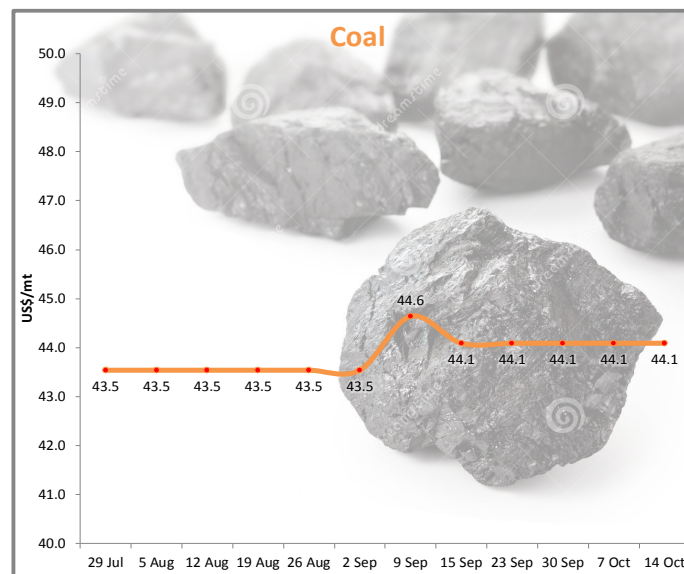
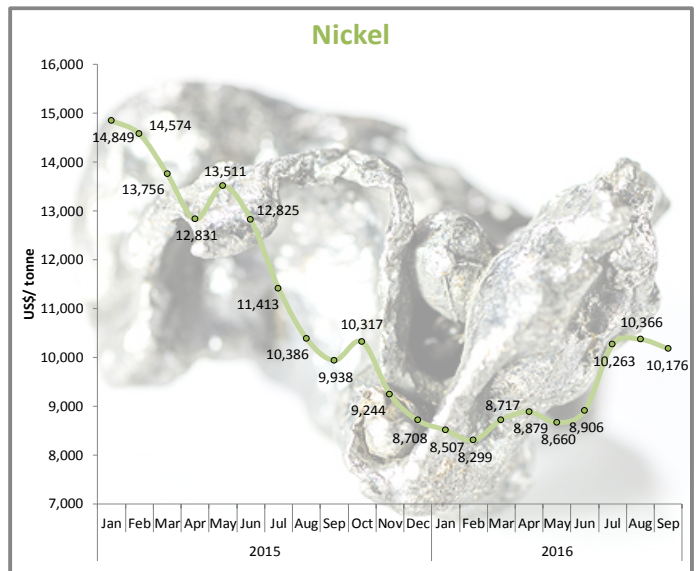
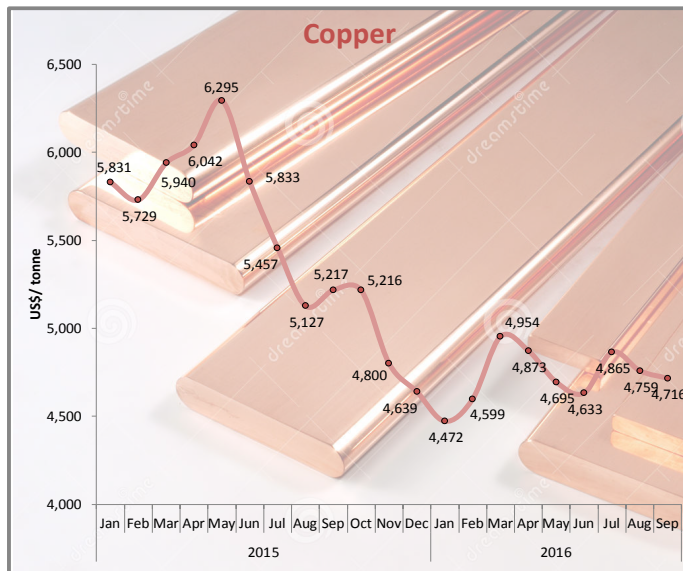
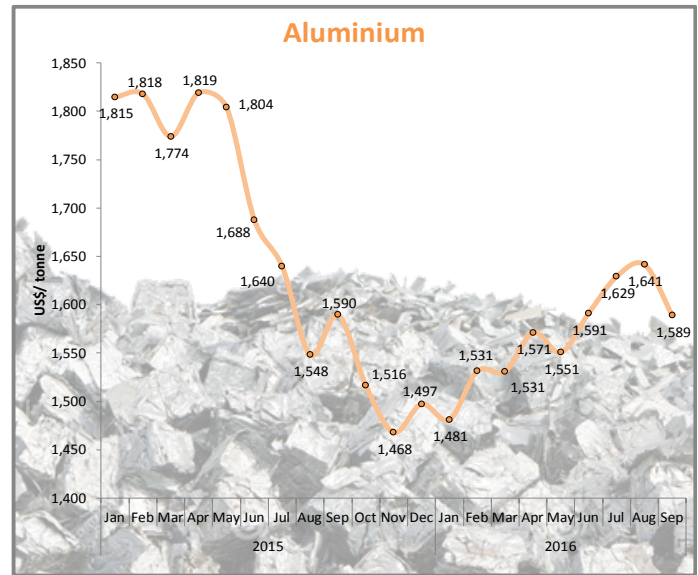
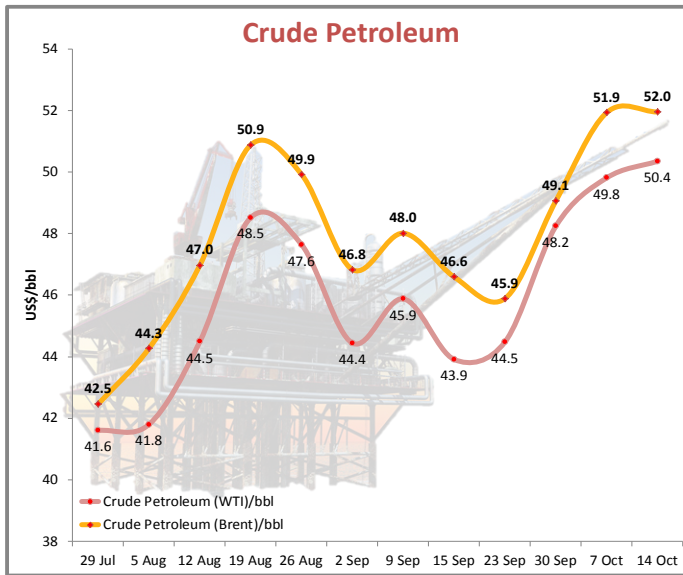
Sources: Ministry of International Trade and Industry Malaysia, Malaysian Palm Oil Board, Malaysian Rubber Board, Malaysian Cocoa Board, Malaysian Iron and Steel Industry Federation, Bloomberg and Czarnikow Group.

Commodity Price Trends



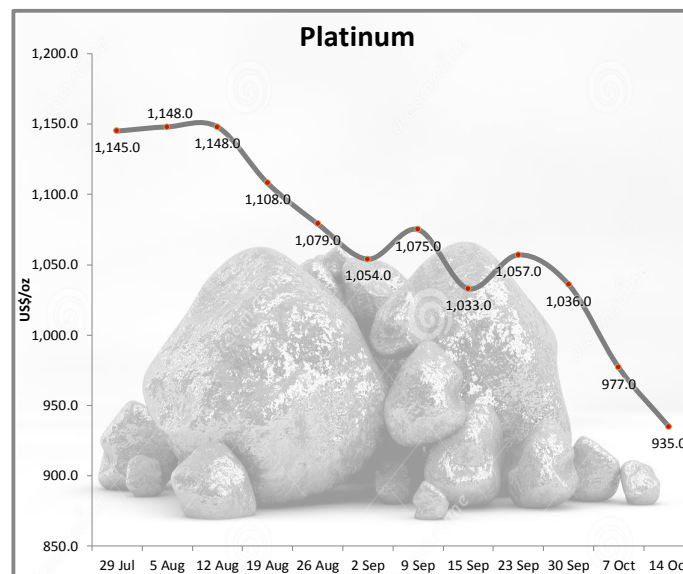
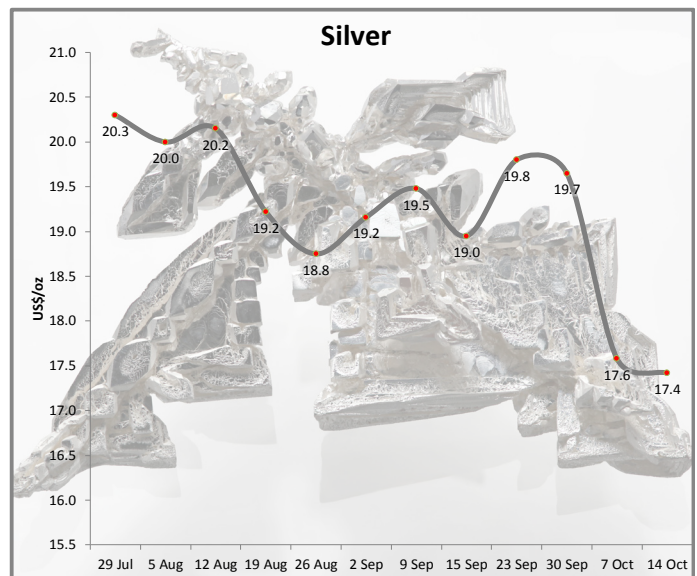
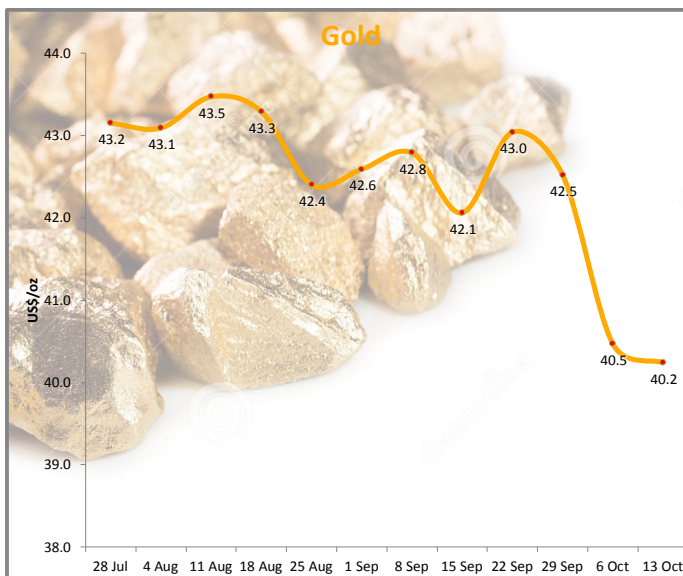
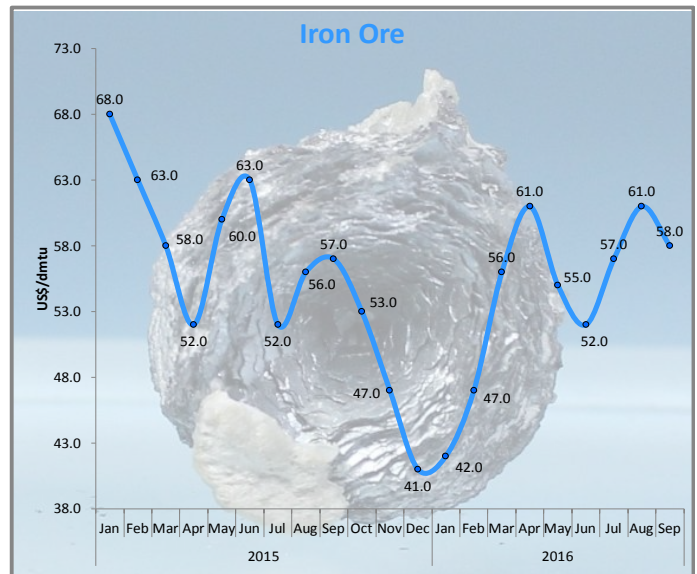
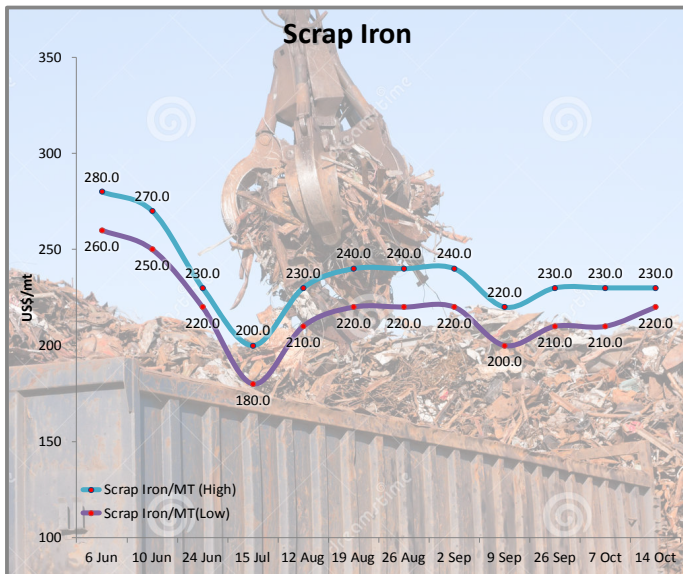
Sources: Ministry of International Trade and Industry Malaysia, Malaysian Palm Oil Board, Malaysian Rubber Board, Malaysian Cocoa Board, Malaysian Pepper Board, Bloomberg and Czarnikow Group, World Bank, World Gold Council, The Wall Street Journal.

Commodity Price Trends



Sources: Ministry of International Trade and Industry Malaysia, Malaysian Iron and Steel Industry Federation, Bloomberg and Czarnikow Group, World Bank, World Gold Council, The Wall Street Journal.

Commodity Price Trends



Sources: Ministry of International Trade and Industry Malaysia, Malaysian Iron and Steel Industry Federation, Bloomberg and Czarnikow Group, World Bank.

MITI Programme

Seminar Amalan Terbaik: Perkongsian Strategik ke Arah Memacu Inovasi dan Produktiviti di Dewan Perdana MITI

13 Oktober 2016



MITI Programme

MITI Day


17 October 2016



MITI Programme

MITI Day 17 October 2016





Announcement

ECONOMIC CENSUS

2016

Better Data for a Better Future

Objectives

- Identify new sources of growth to the economy
- Formulate national economy programme and policies
- Asses the implementation of the national development policy such as the 11thMP, SME Master Plan and Services Sector Blueprint
- New benchmark for economy statistics
- Increase capacity of national statistics

Use

- Constructing economic indicators
- Government – monitoring national plans, SME development
- Private, academic and researchers
- Future economic surveys
- Business planning and decisions

Benefits of Economic Census

Entrepreneurs, Companies & Business

- To identify industrial structure and product trends
- To monitor changing patterns and growth trends for future investment
- To make business planning and decisions
- To gauge their business performance
- To compare their business operations to industry norms

Industry Associations & Chamber of Commerce

- To understand more about industrial structure;
- To share information about the industry with their members;
- To assist business in marketing and investment planning.

Government

- To identify new sources of growth to the economy;
- To formulate national economy programmes; and
- To assess the implementation of the national development policy such as The Economic Transformation Programme, Eleventh Malaysia Plan and Small and Medium Enterprise (SME) Masterplan 2012 -2020.

To Update Economic Indicators

- Rebasing of indices i.e. Gross Domestic Product (GDP) and Index of Industrial;
- Compilation of Supply & Use Table (SUT), Input-Output Table (I-O), Tourism Satellite Account (TSA), Information & Communication Technology Satellite Account and System of Environmental – Economic Accounting (SEEA);
- Development of SME's profile.

Source : Department of Statistics, Malaysia

MITI @ Your Service

MITI AUXILIARY POLICE



AHMAD RITHAUDDEEN
ZAINAL ARIPIIN

Chief of Auxiliary Police

MOHD RIDZUAN
RAZALI



Auxiliary Police



OMAR
ABU BAKAR

Auxiliary Police

RIDZUAN
ABU BAKAR



Auxiliary Police



SANE
RAZALI

Auxiliary Police

HASSAN
SALLEH



Auxiliary Police



ZAFES
ZAMALUDDIN

Auxiliary Police

VICKNESWARAN
A/L BAHUMALAI



Auxiliary Police



SYAHRUL NAIM
YA'ACOB

Auxiliary Police

FADZALINA
ABD HADI



Auxiliary Police

Our Deepest Condolences...

MITI Weekly Bulletin Editorial Committee wishes to express our sincere and heartfelt condolences to the people of Thailand on the passing of His Majesty King Bhumibol Adulyadej.



Dear Readers,

Kindly click the link below for any comments in this issue. MWB reserves the right to edit and republish letters as reprints.

<http://www.miti.gov.my/index.php/forms/form/13>

