

Weekly BULLETIN



MINISTRY OF INTERNATIONAL TRADE AND INDUSTRY

VOLUME 517

31 December 2018 | NO. ISSN : 2180-0448

Happy New Year 2019

Let us pray and work together to ensure that the progress that we have achieved this year will continue in the years to come.

*Darell Leiking
MITI Minister*

MALAYSIA'S PERFORMANCE IN A SNAPSHOT

IMD World Competitiveness Yearbook 2018

Doing Business 2019



Note: Numbers refer to DB ranking 2019

22nd

(85.17)

2017: 24th (83.53)

MALAYSIA'S RANKING

8th

2018

2017: 13th

ECONOMIC PERFORMANCE

23rd

2018

2017: 25th

GOVERNMENT EFFICIENCY

17th

2018

2017: 19th

BUSINESS EFFICIENCY

33rd

2018

2017: 32nd

INFRASTRUCTURE



www.miti.gov.my

[MITIMalaysia](https://www.facebook.com/MITIMalaysia)

[mitimalaysia](https://www.instagram.com/mitimalaysia)

[MITIMalaysia](https://www.twitter.com/MITIMalaysia)

[MITIMalaysiayoutube](https://www.youtube.com/MITIMalaysiayoutube)

RM1 million for the Nation



The Branding Association of Malaysia (BAM) and Malaysia Entrepreneurs' Development Association (PUMM) have been working together on a patriotic campaign entitled "Branding Entrepreneurs for Malaysia".

This project involves 100 leading Malaysian brands representing their respective industries to do something meaningful for our beloved new Malaysia. We want to use action to demonstrate our wholehearted support for this massive 'rebranding exercise' of our nation. Each company is contributing RM10,000 to Tabung Harapan Malaysia. To date, a total of RM1,000,000 has been collected.

We are most honoured to have YB Ignatius Darell Leiking, Minister of International Trade and Industry receiving the mock cheque on behalf of our government.

Should you have any further questions or require any clarifications, please do not hesitate to contact the Secretariat office:

Telephone: 03-56117266 / 03-80768263

Email: secretariat@brandingmalaysia.com / pummkl@gmail.com

Supply and Use Tables, 2015

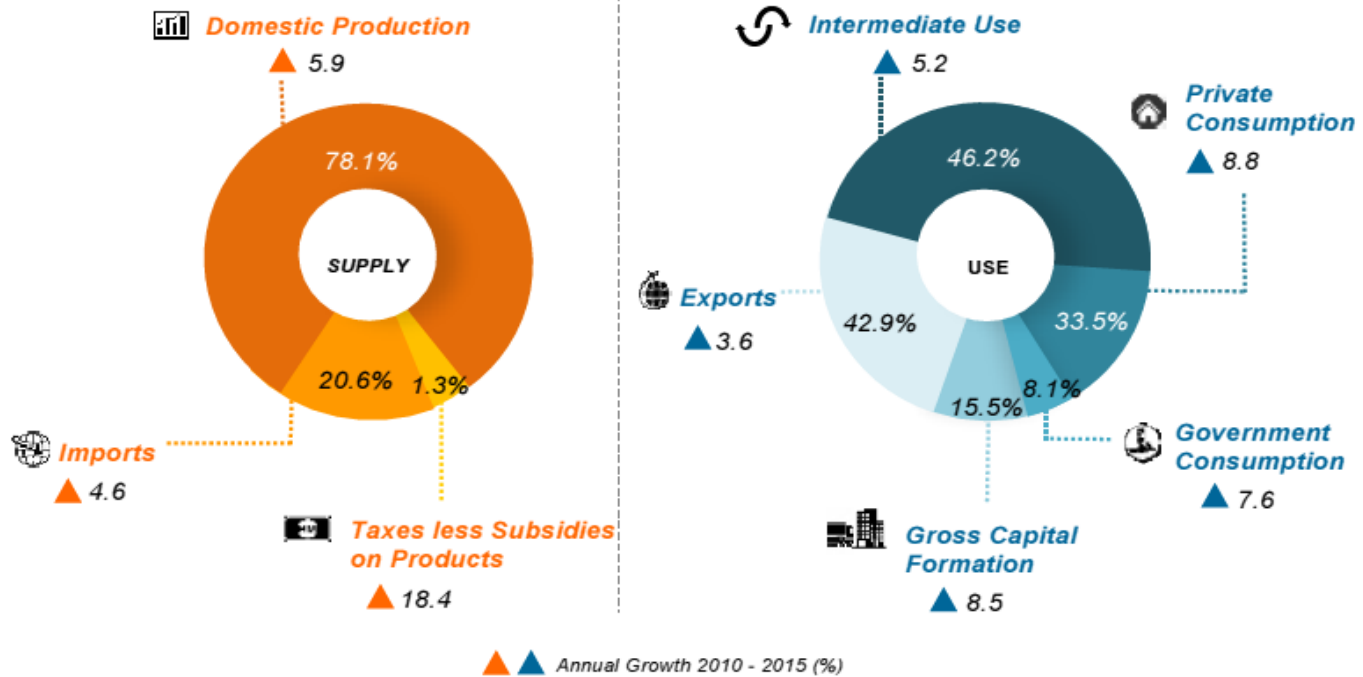
Total Supply and Use increased 5.7% for the period of 2010 to 2015

Total Supply and Use

2015 : RM3,538.3 billion

2010 : RM2,676.4 billion

▲ 5.7%



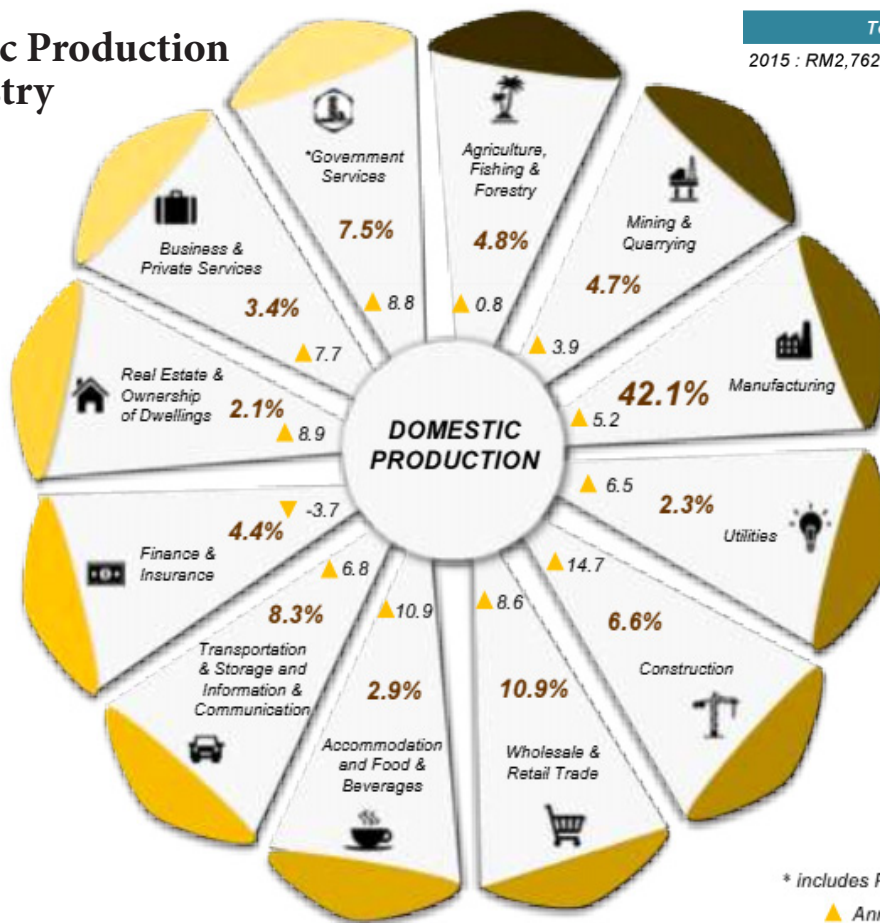
Domestic Production by Industry

Total Domestic Production

2015 : RM2,762.4 billion

2010 : RM2,074.2 billion

▲ 5.9%



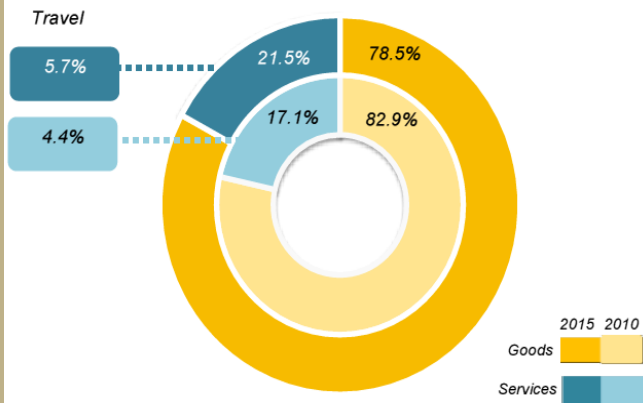
Source: Department of Statistics, Malaysia

Supply and Use Tables, 2015

Total Imports

2015 : RM728.8 billion 2010 : RM582.0 billion

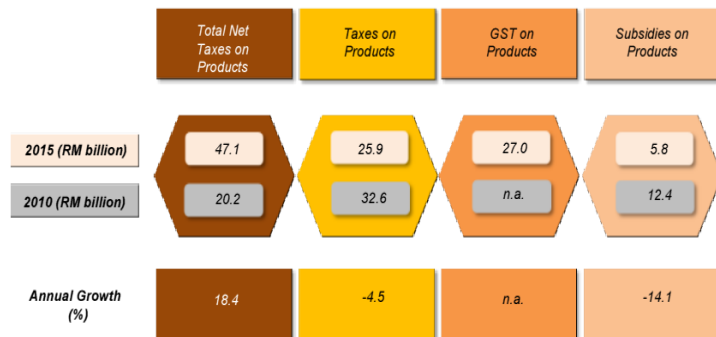
▲ 4.6%



Total Net Taxes on Products

2015 : RM47.1 billion 2010 : RM20.2 billion

▲ 18.4%

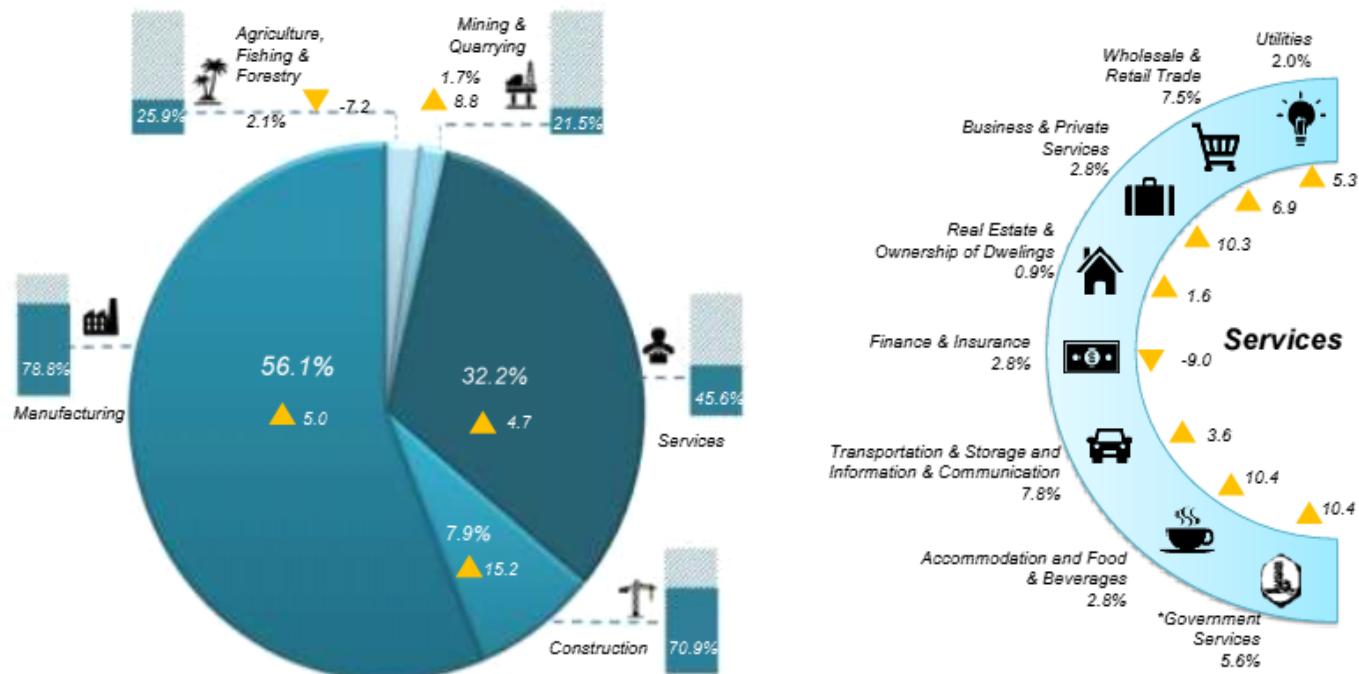


Intermediate Use by Industry

Total Intermediate Use

2015 : RM1,634.3 billion 2010 : RM1,269.0 billion

▲ 5.2%

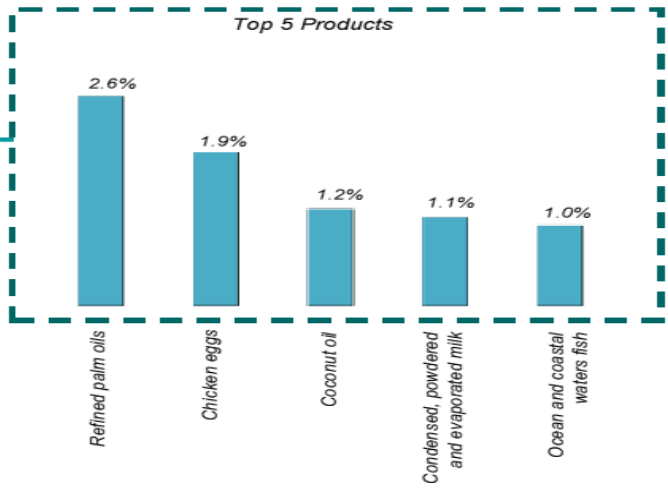
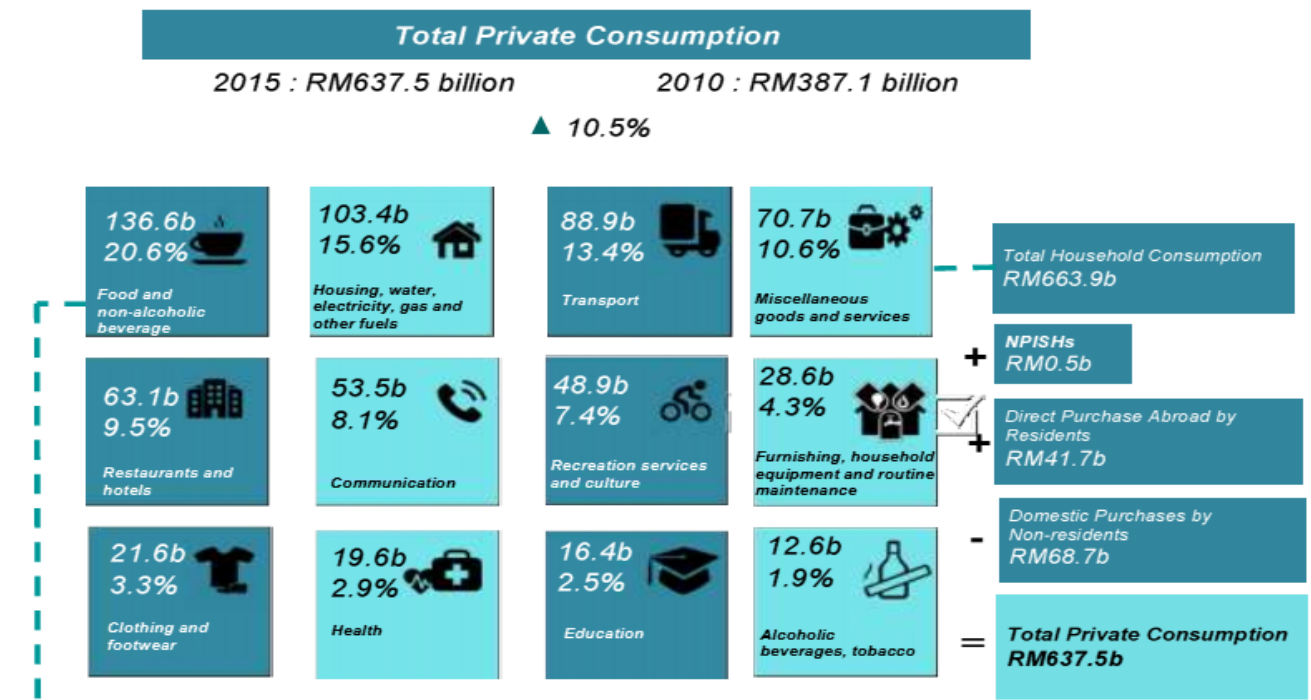
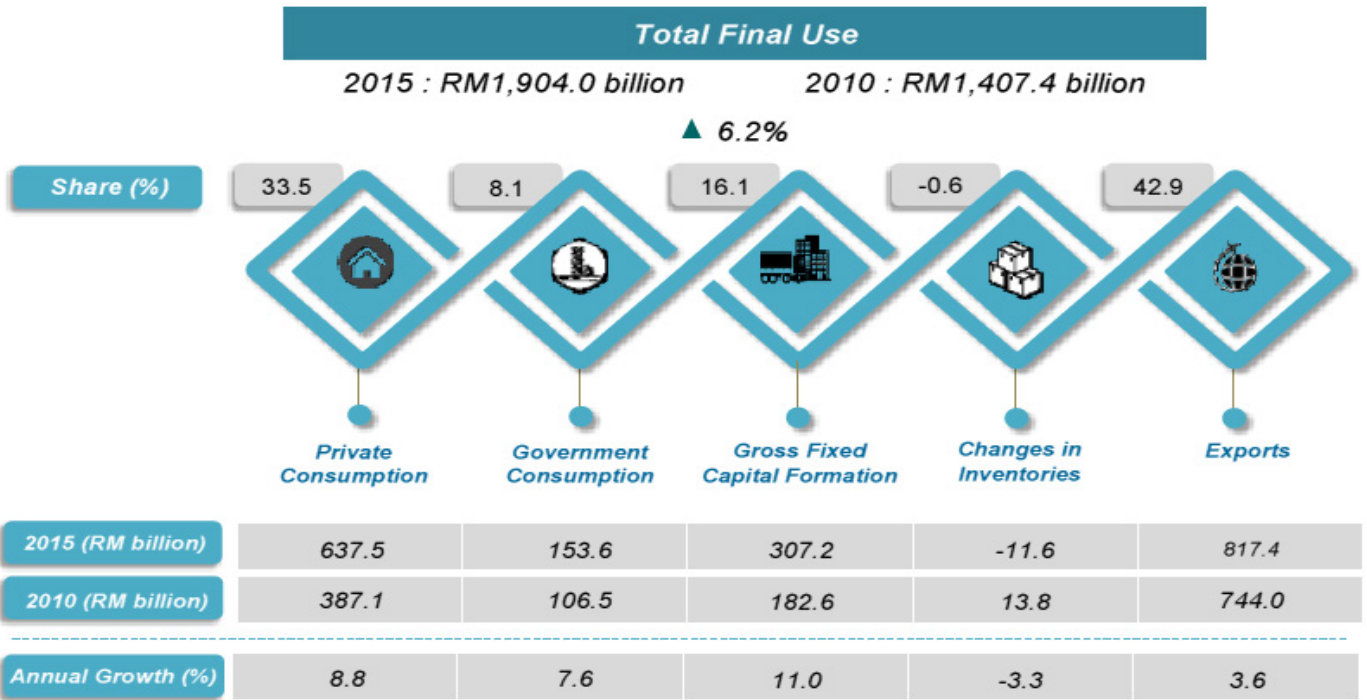


* includes Private Education and Health

▲ Annual Growth 2010 - 2015 (%)

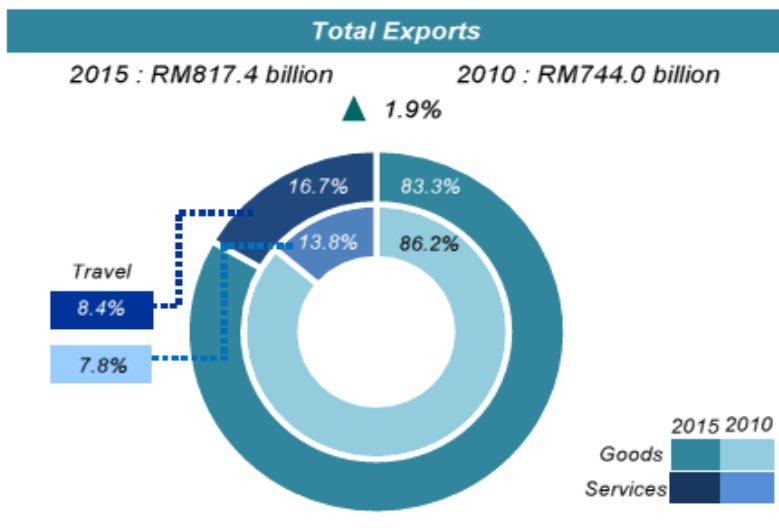
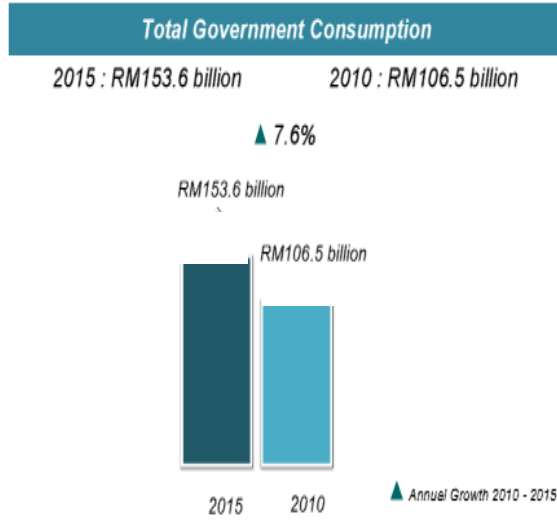
Source: Department of Statistics, Malaysia

Supply and Use Tables, 2015



Source: Department of Statistics, Malaysia

Supply and Use Tables, 2015



Total Gross Fixed Capital Formation

2015 : RM307.2 billion 2010 : RM182.6 billion

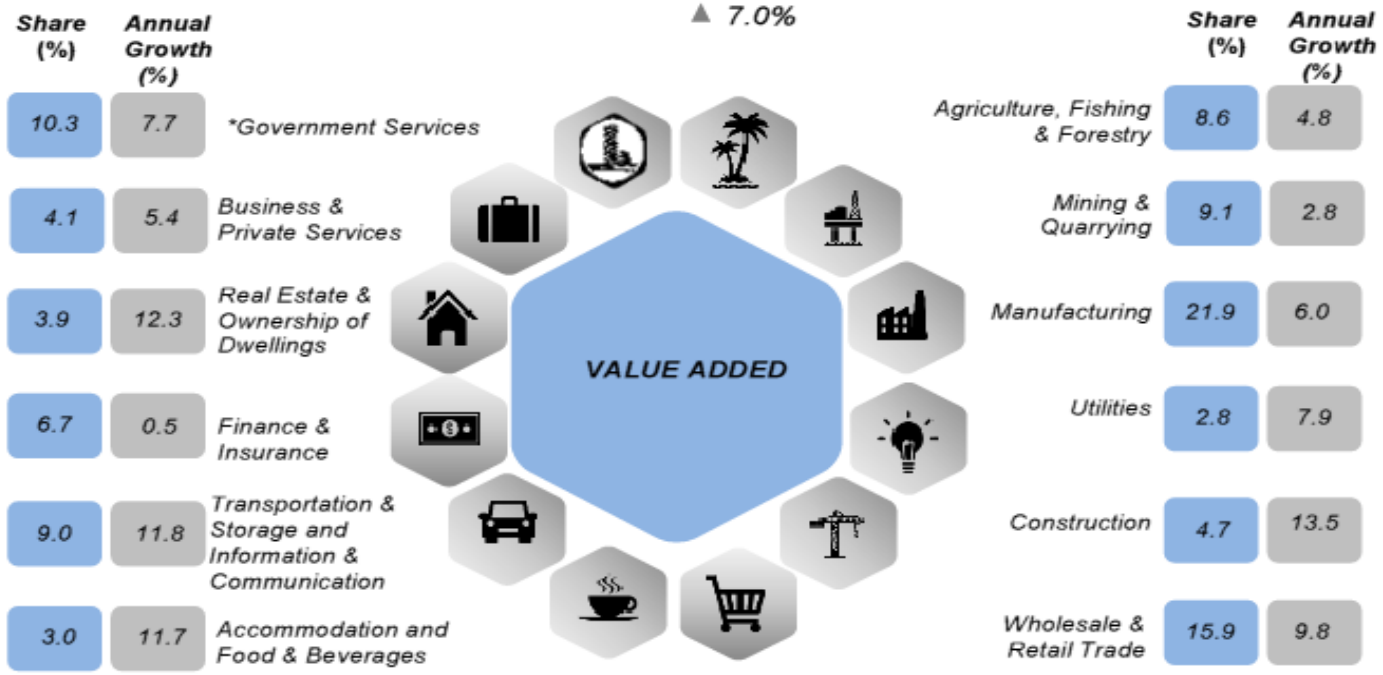
▲ 11.0%

	Total	Agriculture, Fishing & Forestry	Mining & Quarrying	Manufacturing	Construction	Services
Share (%)	100.0	3.5	18.5	18.6	1.7	57.7
2015 (RM billion)	307.2	10.6	56.9	57.2	5.1	177.4
2010 (RM billion)	182.6	5.0	27.2	37.9	2.9	109.6
Annual Growth (%)	11.0	16.4	15.9	8.6	12.0	10.1

Total Value Added

2015 : RM1,128.1 billion 2010 : RM805.2 billion

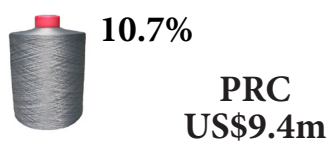
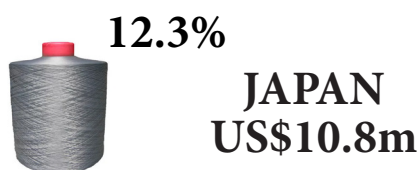
▲ 7.0%



Source: Department of Statistics, Malaysia

Malaysia Statistics

Malaysia was the largest exporter of filament tow as specified in Note 1 to chapter 55, of polyesters* in 2017



Notes :

- % Share in Malaysia's export
- *Refers to HS 550120

Source: <http://www.trademap.org/Index.aspx>

Malaysia's
Top Five Export
Destinations

72.7%
JAPAN
US\$16.8m

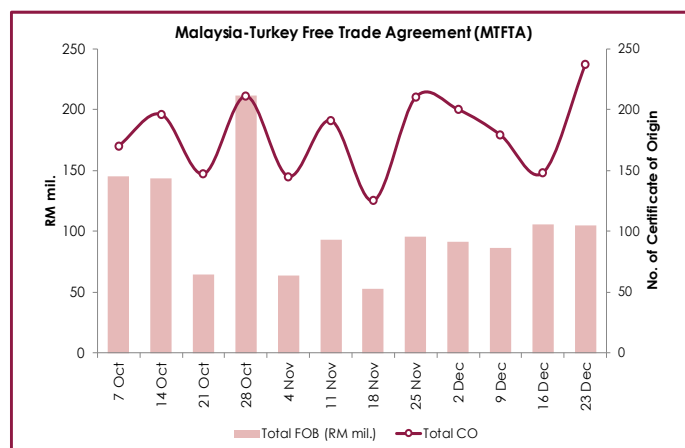
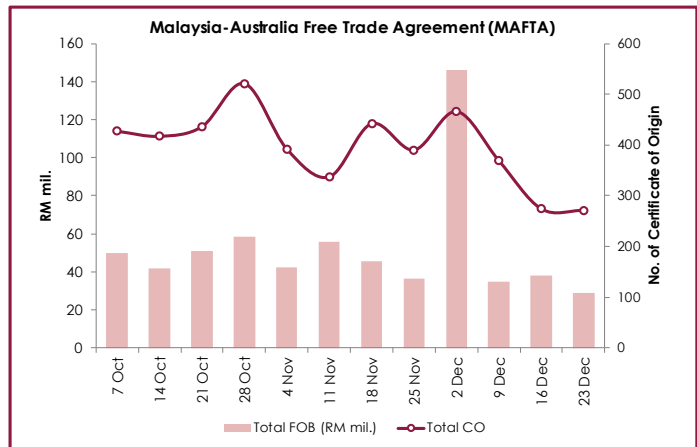
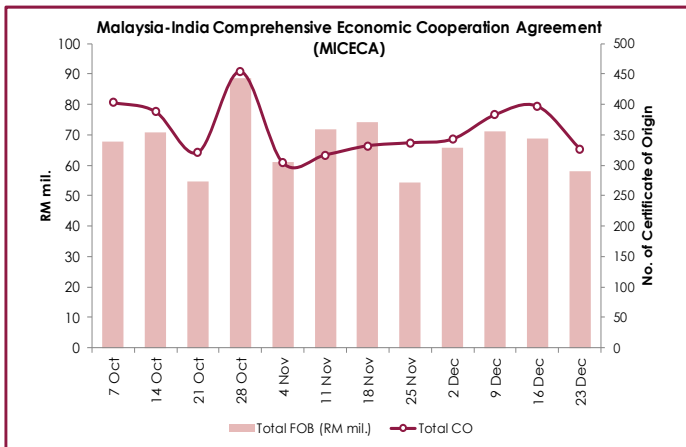
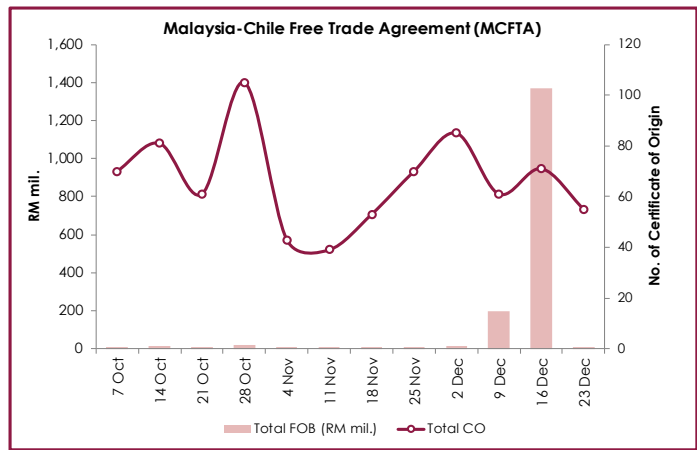
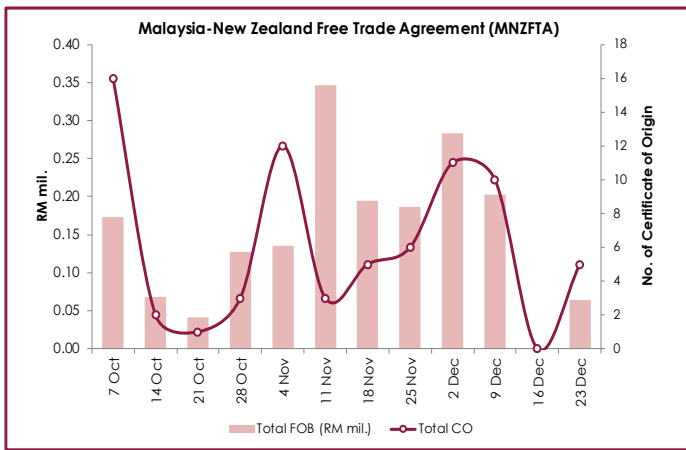
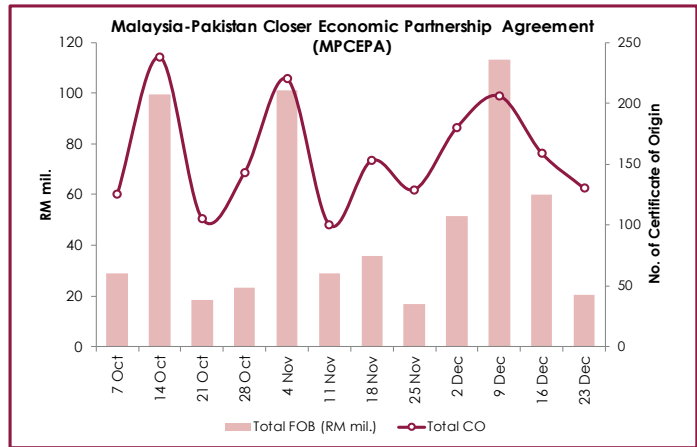
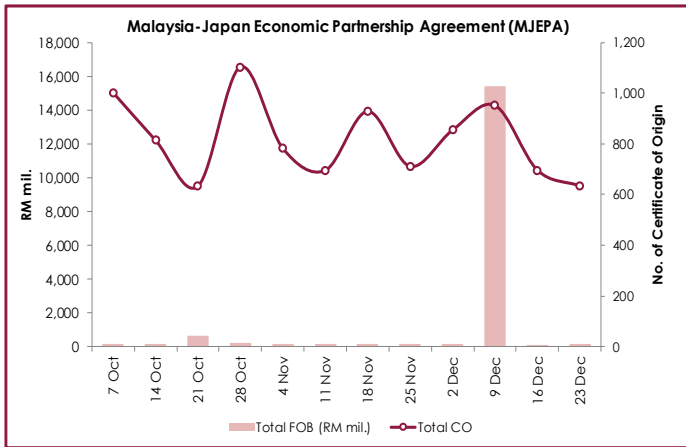
26.0%
INDONESIA
US\$6.0m

0.7%
SENEGAL
US\$0.2m

0.3%
MOZAMBIQUE
US\$0.1m

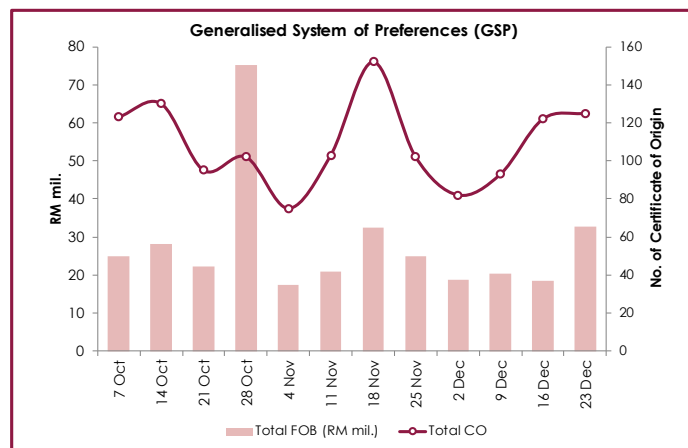
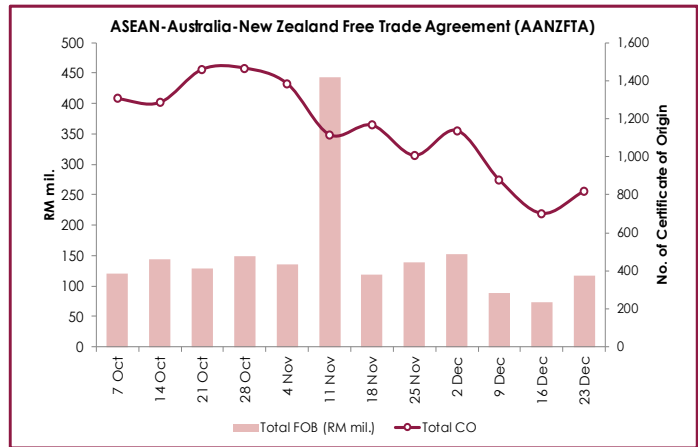
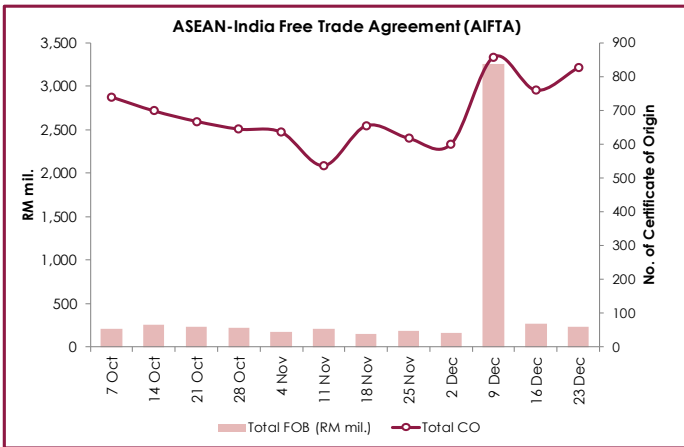
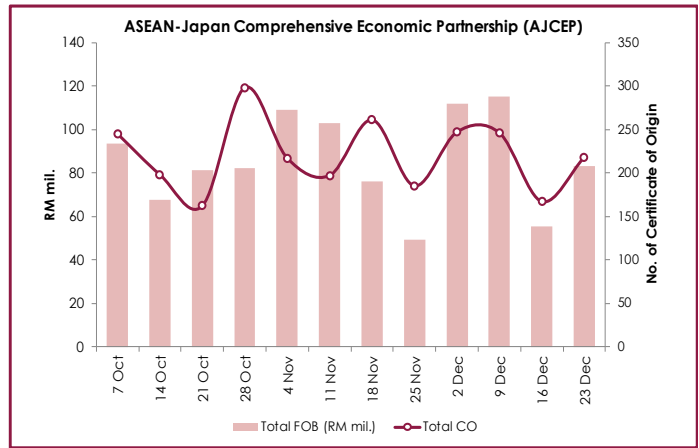
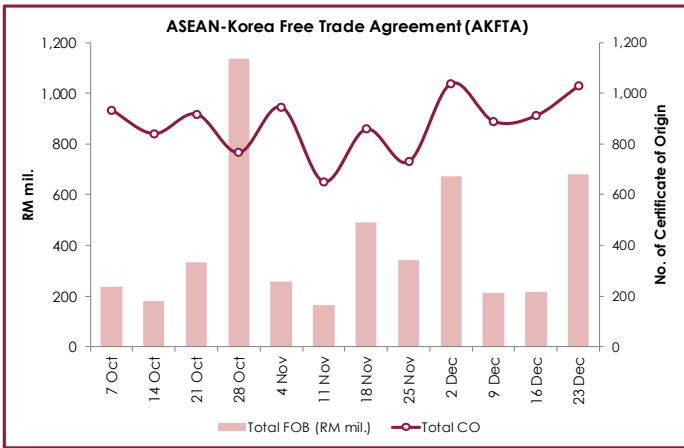
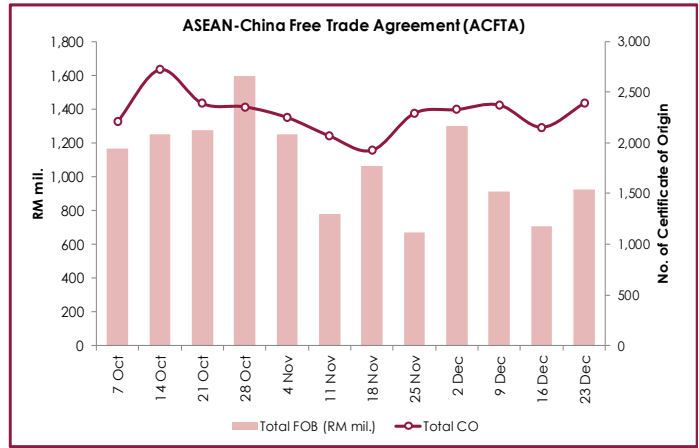
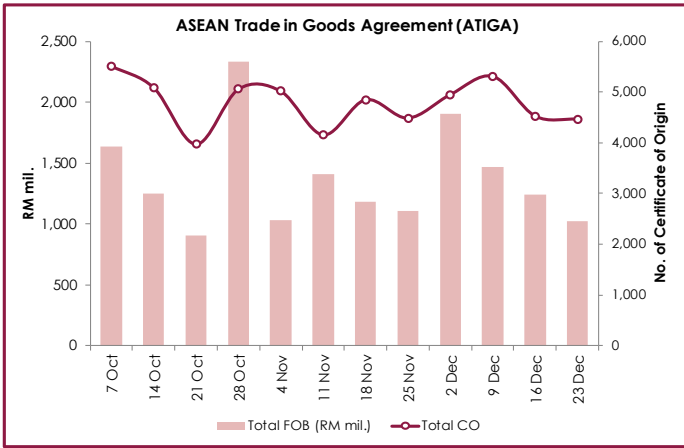
0.3%
GHANA
US\$0.1m

Number and Value of Preferential Certificates of Origin (PCOs)



Note: *Provisional Data
Source: Ministry of International Trade and Industry, Malaysia

Number and Value of Preferential Certificates of Origin (PCOs)



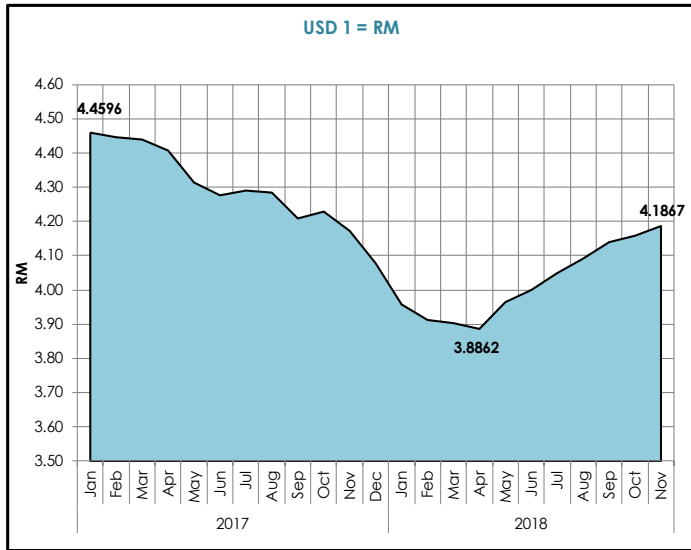
Note: The preference giving countries under the GSP scheme are Liechtenstein, the Russian Federation, Japan, Switzerland, Belarus, Kazakhstan and Norway.

Note: *Provisional Data

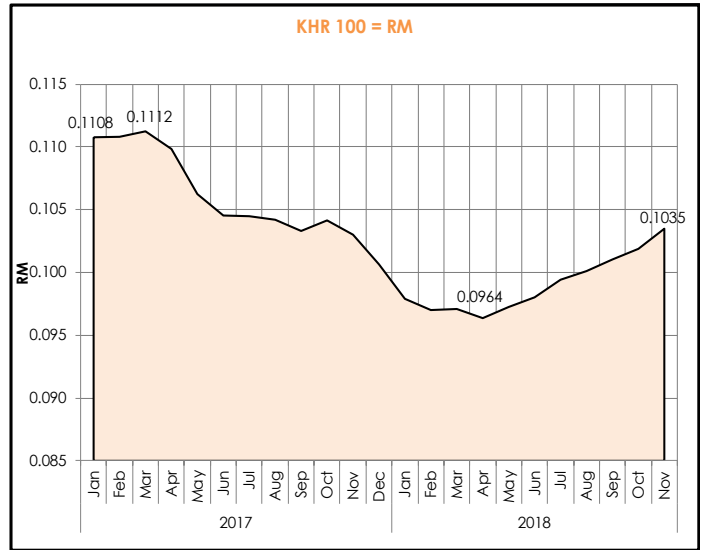
Source: Ministry of International Trade and Industry, Malaysia

Malaysian Ringgit Exchange Rate with Selected Countries, January 2017 - November 2018

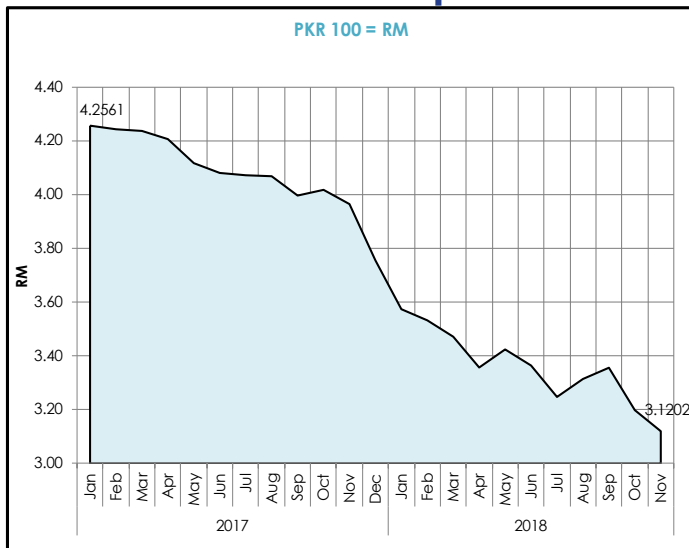
US Dollar



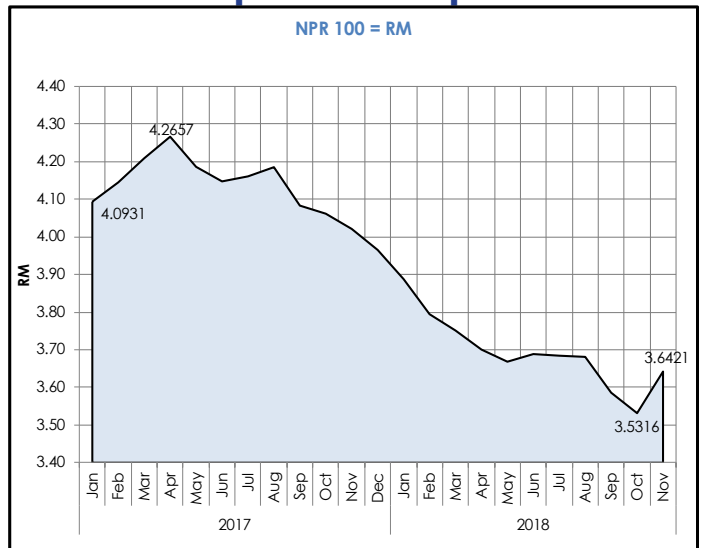
Cambodian Riel



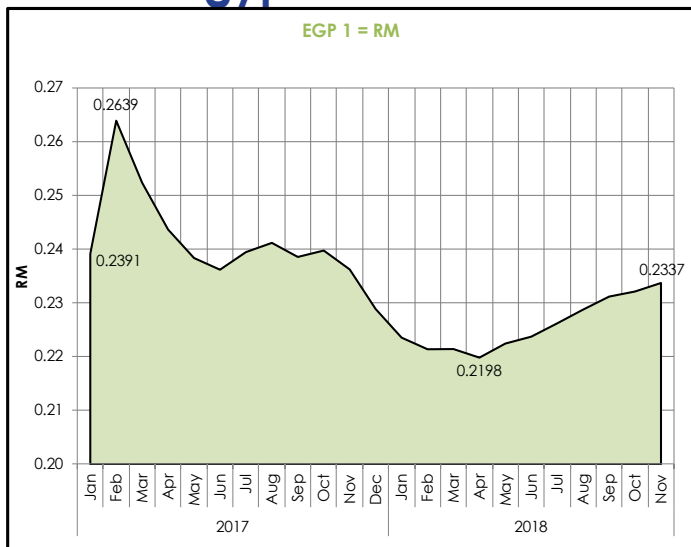
Pakistani Rupee



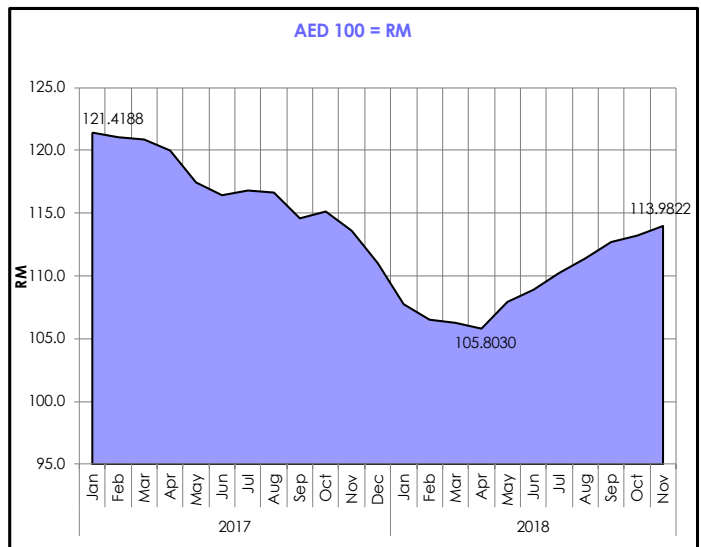
Nepalese Rupee



Egyptian Pound



United Arab Emirates Dirham



Source : Bank Negara Malaysia

Commodity Prices

CRUDE PETROLEUM (BRENT) -per bbl-



▼ **3.0%***
US\$52.2
28 Dec 2018

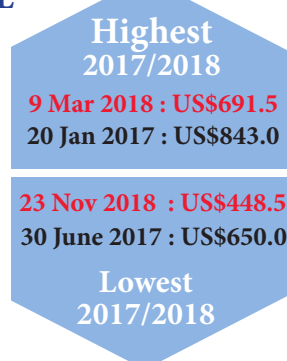


Average Price 2017ⁱ: US\$55.0

CRUDE PALM OIL -per MT-



▲ **4.8%***
US\$503.7
28 Dec 2018



Average Price 2017ⁱ: US\$719.7

RUBBER SMR 20 -per MT-



▼ **0.6%***
US\$1,281.5
28 Dec 2018

Average Price 2017ⁱ: US\$1,646.6

COCOA SMC 2 -per MT-



▲ **3.7%***
US\$1,594.1
28 Dec 2018

Average Price 2017ⁱ: US\$1,439.0

SUGAR -per lbs-

▲ **0.4%***
US¢12.4
28 Dec 2018

Average Price 2017ⁱ: US¢15.8

COAL -per MT-



▼ **1.2%***
US\$75.2
28 Dec 2018

Average Price 2017ⁱ: US\$57.2

SCRAP IRON HMS -per MT-



⊖ **%*** ⊖ **%***
US\$350.0 US\$320.0
(high) (low)
28 Dec 2018

Average Price 2017ⁱ: US\$314.5

Domestic Prices

28 Dec 2018



Billets
(per MT)
RM2,100 - RM2,200



Steel Bars
(per MT)
RM2,150 - RM2,300

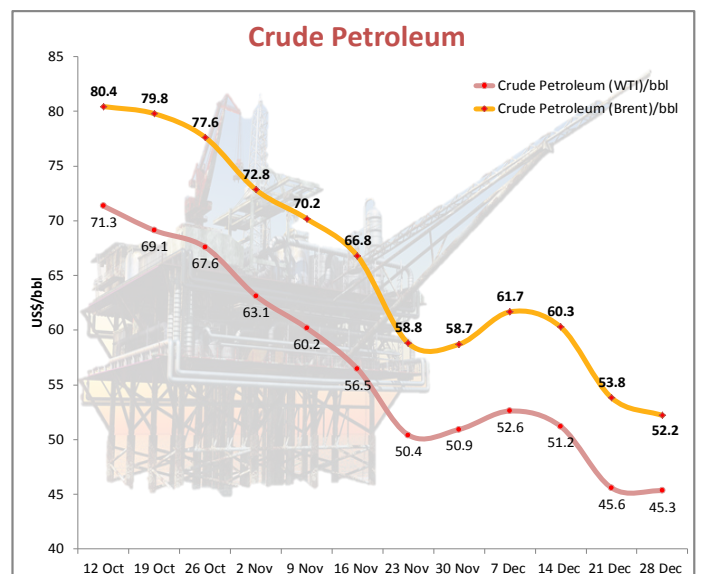
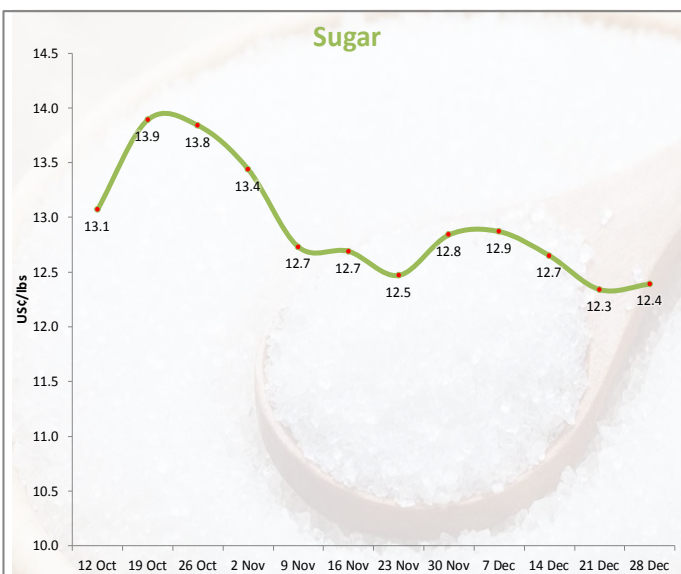
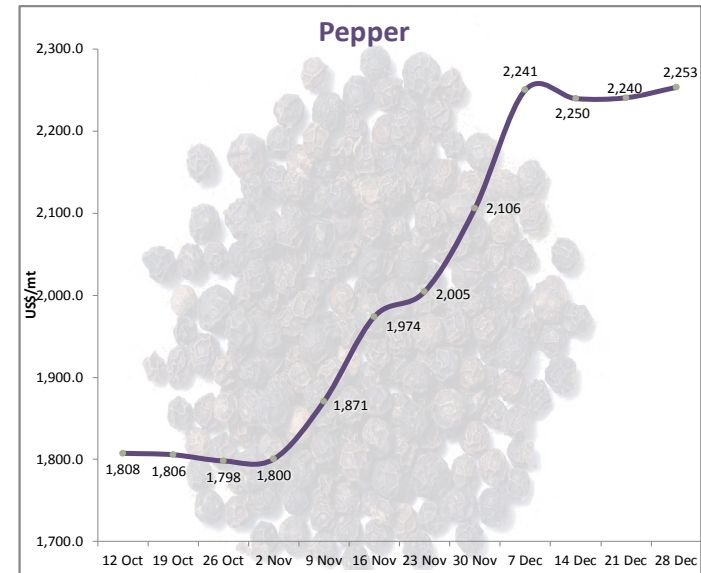
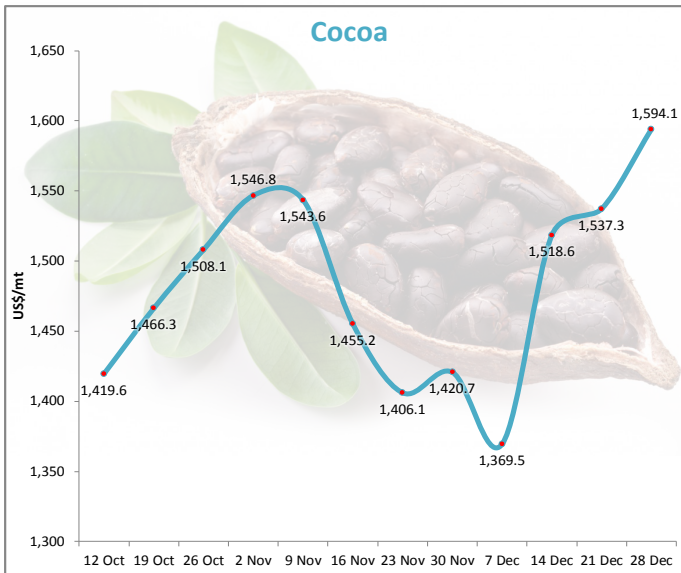
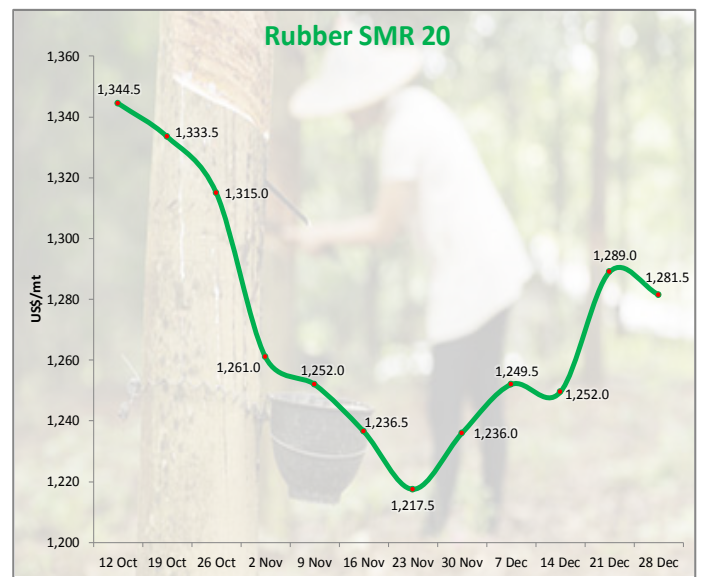
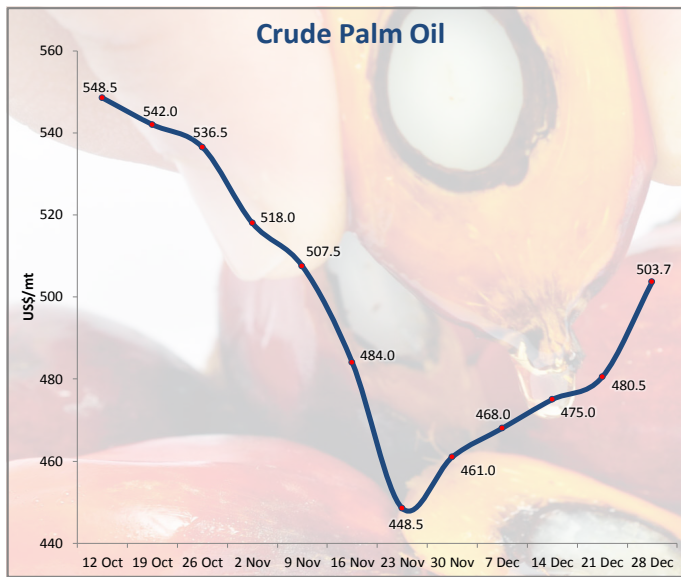
Notes: All figures have been rounded to the nearest decimal point

* Refer to % change from the previous week's price

ⁱ Average price in the year except otherwise indicated

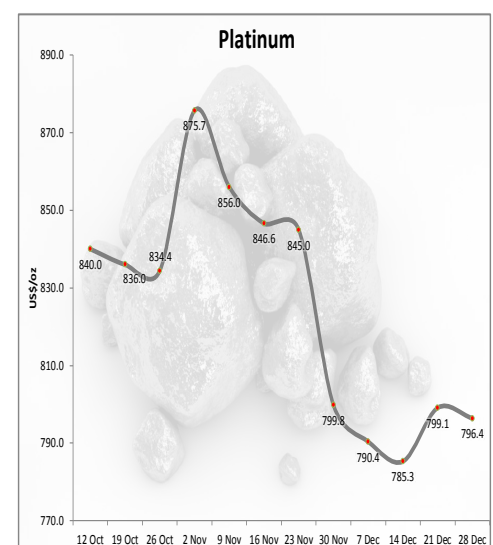
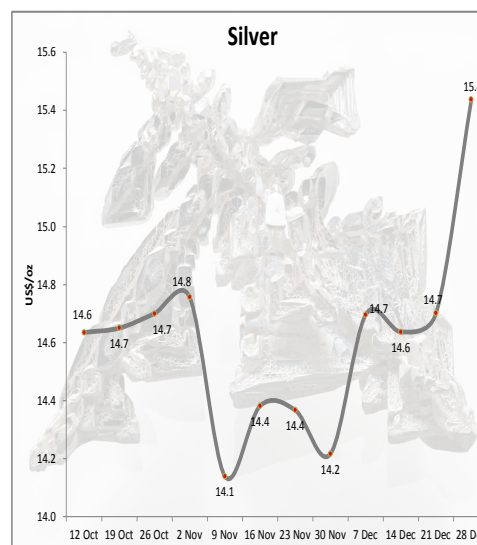
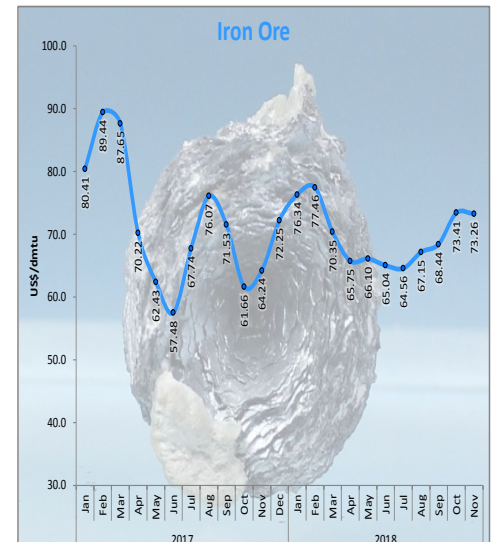
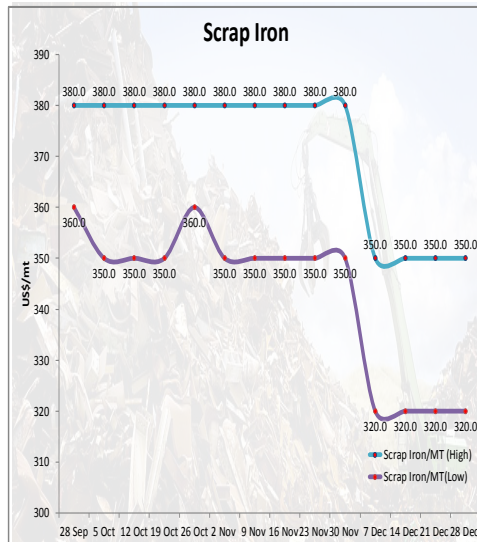
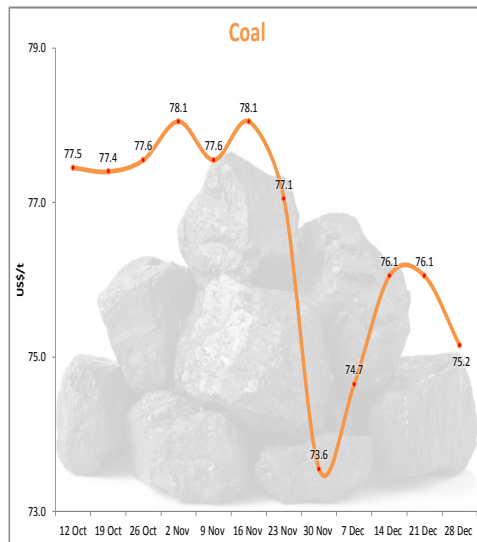
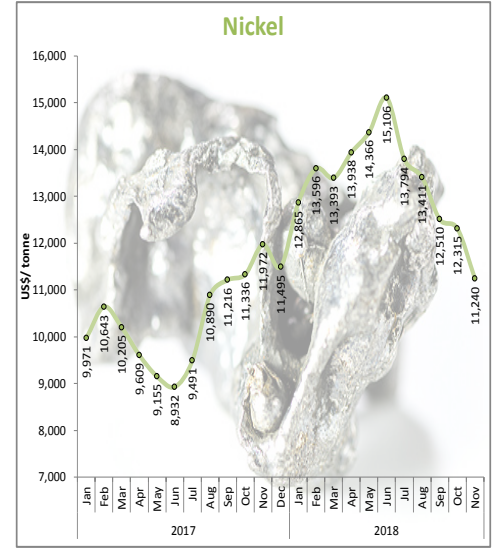
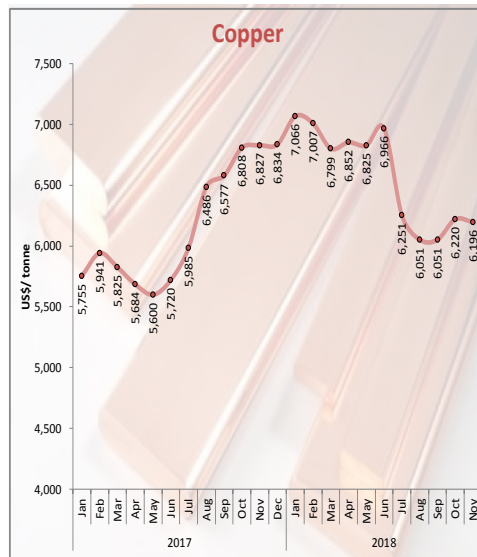
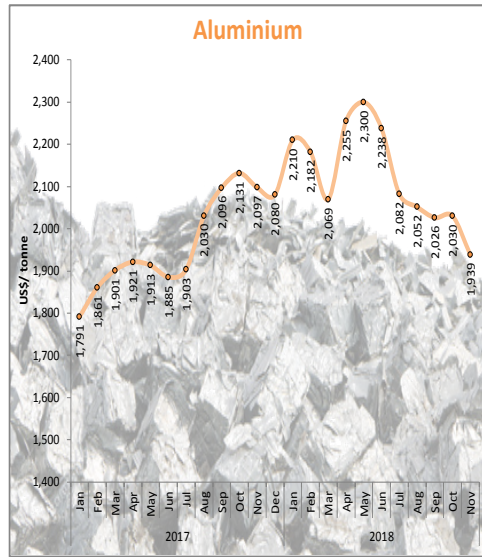
Sources: Ministry of International Trade and Industry Malaysia, Malaysian Palm Oil Board, Malaysian Rubber Board, Malaysian Cocoa Board, Malaysian Iron and Steel Industry Federation, and Bloomberg.

Commodity Prices Trends



Sources: Ministry of International Trade and Industry Malaysia, Malaysian Palm Oil Board, Malaysian Rubber Board, Malaysian Cocoa Board, Malaysian Pepper Board, Bloomberg and Czarnikow Group, World Bank, World Gold Council, The Wall Street Journal.

Commodity Prices Trends



Sources: Ministry of International Trade and Industry Malaysia, Malaysian Iron and Steel Industry Federation, Bloomberg and Czarnikow Group, World Bank, World Gold Council, The Wall Street Journal.

Minister had received RM1 million from the Branding Entrepreneurs for Malaysia Project 28 December 2018





Glossary

Air quality standards

Levels of air pollutants prescribed by regulations that may not be exceeded during a specified time in a defined area.

Source : Environment Source Detail : Compedium of Environment, DOSM

Alam sekitar

Term frequently used in reference to global warming due to greenhouse gas emissions from human activities.

Source : Environment Source Detail : Compedium of Environment, DOSM

Ammoniacal nitrogen

A component of nitrogen which is adopted as an indicator to determine pollution by sewage. It is formed from microbiology activity and usually exists inside surface water and groundwater. The main sources of NH₃-N were domestic sewage and livestock farming.

Source : Environment Source Detail : Compedium of Environment, DOSM

Ancillary activity

An Ancillary Activity is a supporting activity undertaken within an enterprise in order to create the conditions within which the principal or secondary activities can be carried out.

Source : National Accounts Source Detail : Gross Domestic Product (GDP), DOSM

Aquaculture

Aquaculture refer to the production process involving the culturing or farming (including harvesting) of aquatic organisms (fish, molluscs, crustaceans, plant) using techniques designed to increase the production of the organism beyond the natural capacity of the environment.

Source : Environment Source Detail : Compedium of Environment, DOSM

Aquifer

Underground geologic formation or group of formations, containing groundwater that can supply wells and springs.

Source : Environment Source Detail : Compedium of Environment, DOSM

Architectural Services:

Refers to the provision of architectural services on a fee or contract basis. These services must be provided by establishments operated by persons registered under Section (A) of the Register of Architects and Section (B) of the Register of Building Draughtsman maintained by the Board of Architects under the provisions of the Architects Act, 1967 (Revised 1973). Architectural consulting activities which concerns building design and drafting and often supervision of construction, town and city planning and landscape architecture.

Source : Services Source Detail : Services Statistics, Professional, DOSM

Assets

Assets are entities that must be owned by some unit, or units, and from which economic benefits are derived by their owner(s) by holding or using them over a period of time.

Source : National Accounts Source Detail : National Accounts Capital Stock Statistics, DOSM



For more information, kindly click the following links:

http://www.miti.gov.my/index.php/pages/view/4761Vintage_English.pdf

NEW GUIDELINE ON APPLICATION FOR CLASSIC AND VINTAGE VEHICLES IMPORT LICENSE (AP)

Please be informed effective 1 July 2018 (Sunday), a new guideline on application for classic and vintage vehicles Import License (AP) will be enforced. All application received by MITI on 1 July 2018 onward will be subjected to the terms and conditions under this new guideline.

For more information, kindly click the following links:

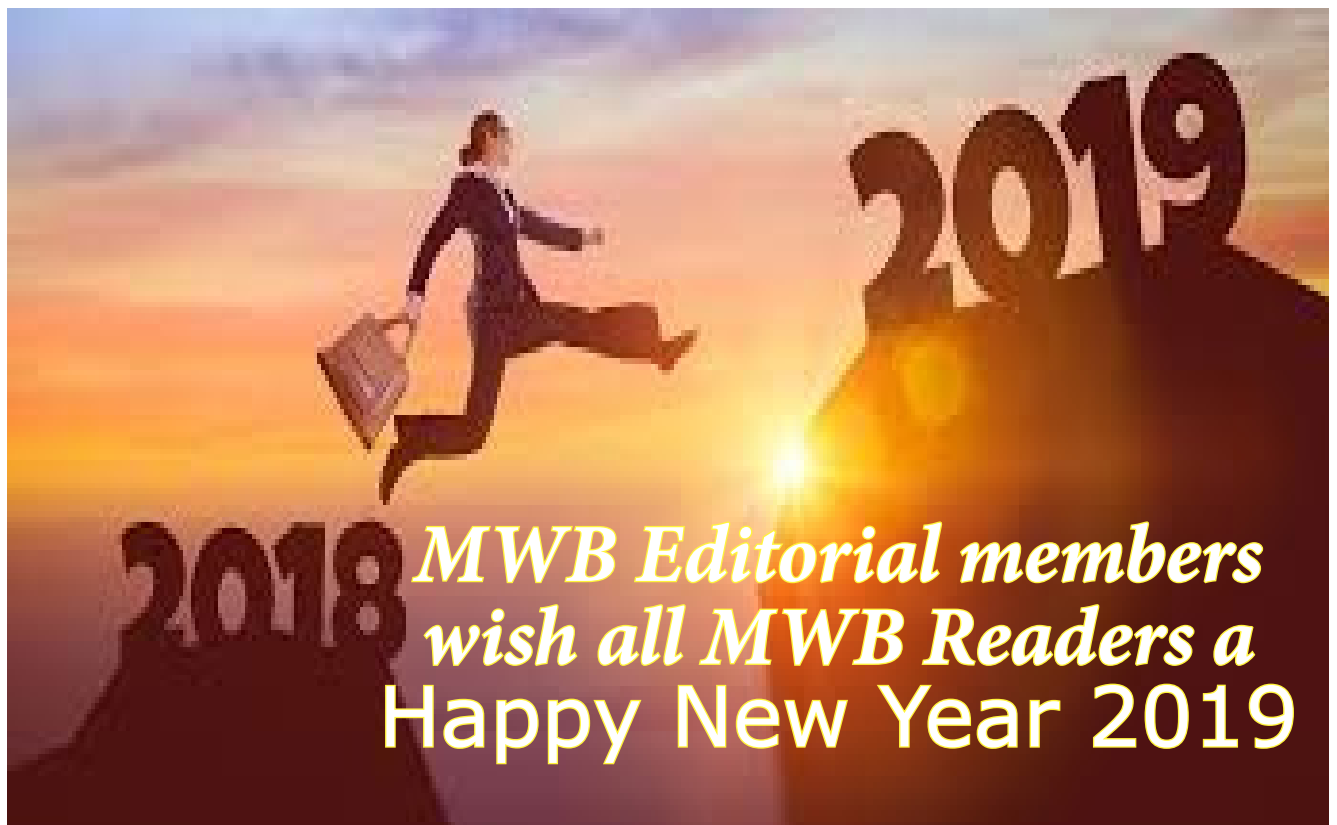
http://www.miti.gov.my/miti/resources/Approve%20Permit/AP%20Announcement/Lampiran_GP_Classic_and_Vintage_English.pdf

Issuance of APEC Business Travel Card is temporarily suspended

Immigration Department of Malaysia has issued a notice that due to unavoidable circumstances, the issuance of APEC Business Travel Card is temporarily suspended and ABTC card will not be printed for approved applicants until further notice.

Kindly refer:

<http://www.imi.gov.my/index.php/en/resources-and-archives/announcement/1784-notice-of-apec-card-production-suspended-time.html>




@ Your Service MITI Washington



Name : Mohd Firdaus Mohd Ali
Designation : First Secretary (Economy)
MITI Washington
Contact No : +1-202-572-9739
Email : firdausali

MITI Weekly Bulletin (MWB) Mobile Apps



MITI MWB APPs is now available for IOS, Android and Windows platforms. MWB APPs can be download from **Gallery of Malaysian Government Mobile APPs (GAMMA)** at the link: <http://gamma.malaysia.gov.my/#/appDetails/85>

Feedback

Send us your suggestions



Dear Readers,

Kindly click the link below for any comments in this issue. MWB reserves the right to edit and republish letters as reprints. <http://www.miti.gov.my/index.php/forms/form/13>