

Launching of MITI Report 2018

YB Datuk Darell Leiking, the Minister of International Trade and Industry, launched the MITI Report 2018 at MITI Tower, on 25th of June 2019, together with the Productivity Report 2018/2019. Malaysia leveraged on the improved trend of private investments, underpinned by business-friendly policies and clear economic direction. Despite the challenging external environment, Malaysia managed to attain gross domestic product (GDP) growth of 4.7% in 2018, compared to 5.9% in 2017, which was largely supported by strong domestic demand and well-diversified economy.

On the investment front, Malaysia's private investments in the manufacturing, services and primary sectors recorded RM201.7 billion in 2018, a 0.55% increase



against RM200.6 billion recorded in 2017. Total foreign investments more than doubled at RM58 billion last year, against RM21.5 billion in 2017; accounting for 66.4% of approved investments. In 2018, total trade continued to be resilient; expanding by 5.9% to RM1.88 trillion compared with RM1.771 trillion in 2017. Malaysia witnessed the greatest achievements in terms of trade surplus in 2018, which widened by 22.3% to RM120.52 billion, registering the fastest growth rate in 10 years, as well as the largest trade surplus since 2012. This was the 21st consecutive year of trade surplus since 1998, driven by total exports almost reaching the RM1 trillion mark. Despite uncertainties in the global environment, exports rose by 6.8% to reach a value of RM998.28 billion whereas imports increased by 4.9% to RM877.76 billion.

In 2019, Malaysia aims to achieve steady economic growth of between 4.3 and 4.8 percent for 2019, supported by private sector activity, stable income and employment growth, coupled with sustained business capacity expansion. In terms of investments, the first quarter of 2019 showed encouraging signs whereby approvals increased by 3.1 percent to RM53.9 billion, driven primarily by the robust performance of the manufacturing sector. The approved investment is forecasted to create a total of 41,200 job opportunities in manufacturing (22,970 jobs), services (18,000 jobs) and primary sectors (240 jobs). Concurrently, realised investments for FDI in the first quarter of 2019 increased to RM21.7 billion as compared to RM12.9 billion in the last quarter of 2018. Trade rebounded in April 2019, whereby total trade expanded by 2.6 percent to RM159.55 billion. After two months of negative year-on-year growth, exports for the month of April 2019 increased by 1.1% to RM85.2 billion.

MITI and Agencies remain committed to our mandate to attract quality investments, increase trade, and create employment opportunities for the rakyat. In this regard, we will double our efforts to promote investments in more high-value, diverse and complex products driven by the catalytic sub-sectors namely chemicals, E&E and machinery & equipment and also industries with high potential growth particularly aerospace and medical devices. In addition, high-tech industries such as the automotive sector and high-value knowledge-intensive services will also be promoted.

MITI will intensify efforts to strengthen sectoral growth, facilitate structural reforms and provide quality infrastructure. Towards this, MITI launched the Industry4WRD National Policy to transform local companies in the manufacturing sector and manufacturing related services through systematically embracing Industry4.0. Moreover, the inclusion of new agencies under MITI, namely the Department of Standards Malaysia, SIRIM Berhad, MIMOS Berhad, Export-Import Bank of Malaysia Berhad and InvestKL, will further complement as well as bring about diverse capabilities and institutional strengths.

Ministry of International Trade and Industry, 25 June 2019

Malaysia's Labour Productivity remains strong by 2.2% in 2018

Malaysia registered a labour productivity growth of 2.2% at RM91,971 in 2018 as compared to RM89,925 in 2017. The growth in productivity contributed to the country's Gross Domestic Product (GDP) of 4.7%, while employment grew at 2.4%.

The Productivity Report 2018/2019 is the 26th Edition published by Malaysia Productivity Corporation (MPC) with the theme "Driving Productivity of the Nation". The findings and analysis in this report are based on productivity data released by the Department of Statistics Malaysia (DOSM).

According to the report, the services sector recorded the highest performance with growth in labour productivity at 3.5% that is equivalent to RM86,921, followed by construction at 3.4% (RM43,882), manufacturing at 2.4% (RM121,841) and mining and quarrying 2.1% (RM1,494,710). While, agriculture sector registered a contraction of 0.2% at RM53,943. Among the sectors, productivity levels of mining and quarrying and manufacturing had surpassed the national productivity level.

In terms of productivity level (labour productivity per person employed in 2017 USD), Malaysia remains ahead of selected Asian countries. Malaysia at USD68,321 is ahead of Thailand (USD33,839), China (USD32,848), Indonesia (USD28,057) and the Philippines (USD21,300). However, compared with selected developed countries, Malaysia lagged behind Singapore (USD 145,864), USA (USD 126,979) and Korea (USD76,850).



The nine priority subsectors Productivity Nexus have strengthened productivity through the 43 sector-level initiatives by encouraging collaborations between industry players, associations, academicians and relevant agencies. Such public-private sector cooperation has created awareness, better understanding and facilitated the adoption of productivity enhancement programmes including Productivity Champion, Industry Productivity Specialists (IPS), Recognition for High Productivity Enterprise (HPE) using local talent, ezBE Assessment Tool, e-Productivity Gain Measurement (ePGM) and Best Practices Online Database (BOND).

MPC has also undertaken various initiatives to support Government's agenda in providing conducive business environments through Good Regulatory Practice (GRP), which work to enhance transparency, predictability and accountability. Under GRP, various programmes were carried out such as Modernising Business Licensing (MBL), Regulatory Impact Analysis (RIA), Cutting Red Tape (MyCURE), Reducing Unnecessary Regulatory Burdens (RURB), and removing Non-Tariff Measures (NTMs) that impede business growth.

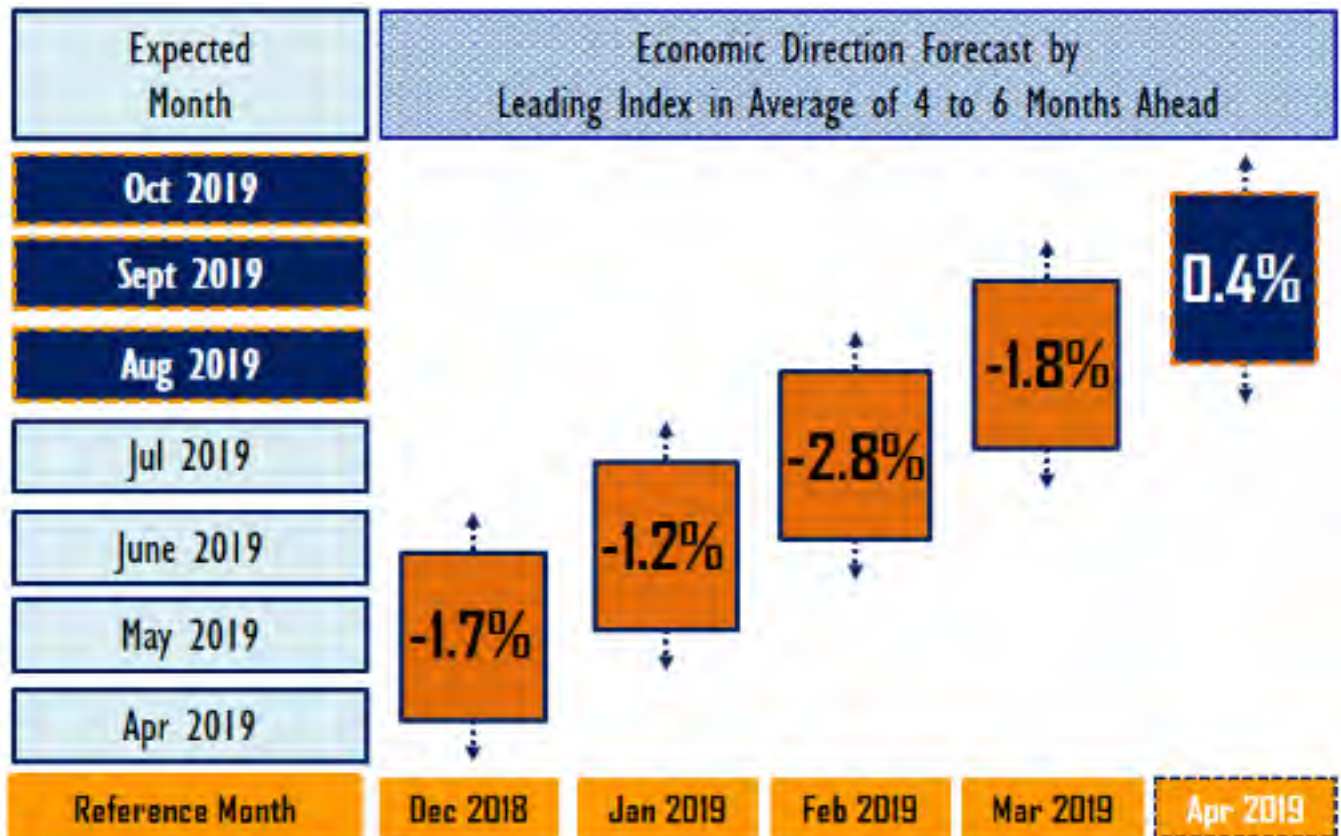
MPC has assumed the principal role of a Delivery Management Office (DMO) to ensure successful implementation of the initiatives by coordinating, monitoring and evaluating performance of productivity strategies by both the public and private sector players. MPC continues to work together with the Ministry of International Trade and Industry (MITI) and Ministry of Economic Affairs (MEA) as well as other relevant ministries, agencies and other stakeholders in monitoring the progress of productivity efforts, initiatives and strategies that are implemented under the Malaysia Productivity Blueprint (MPB).

The Productivity Report 2018/2019, can be accessed through www.mpc.gov.my and Nexus Productivity Portal www.wayup.my

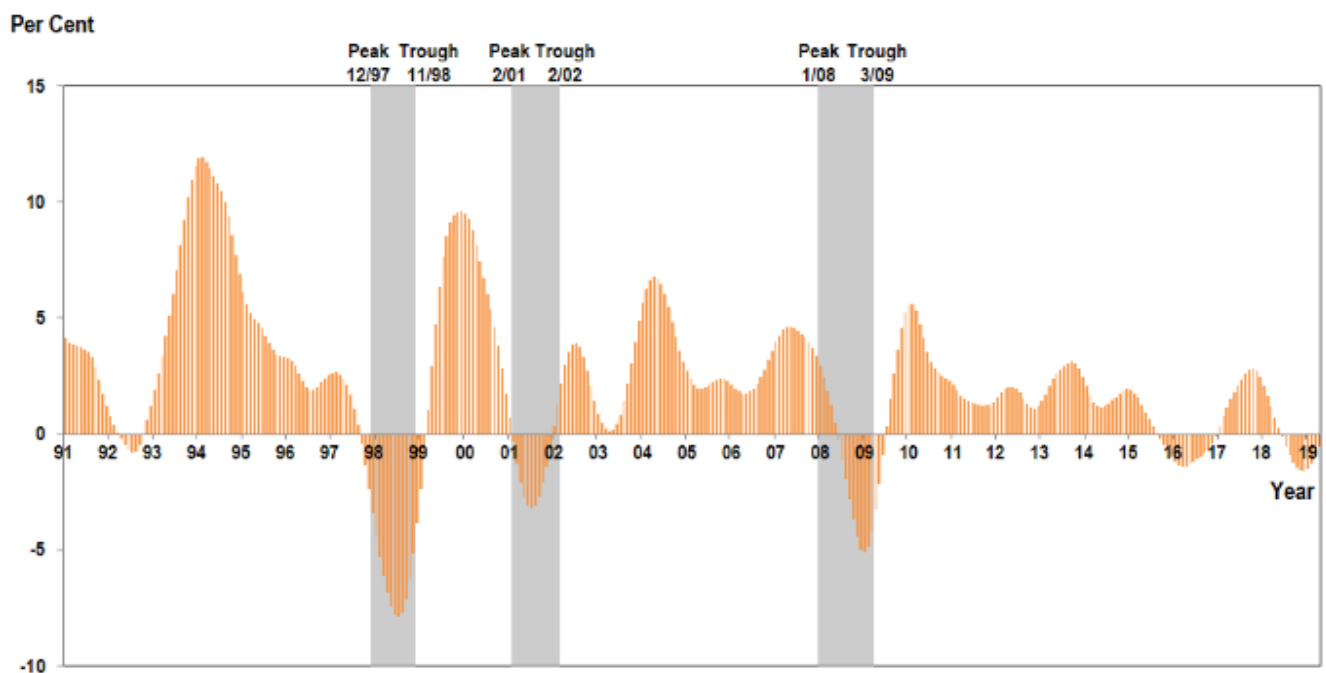
Ministry of International Trade and Industry, 25 June 2019

Economics Indicators: Leading, Coincident & Lagging Indexes, April 2019

Stronger Leading Index in April indicates a **better economic performance** in August to October 2019



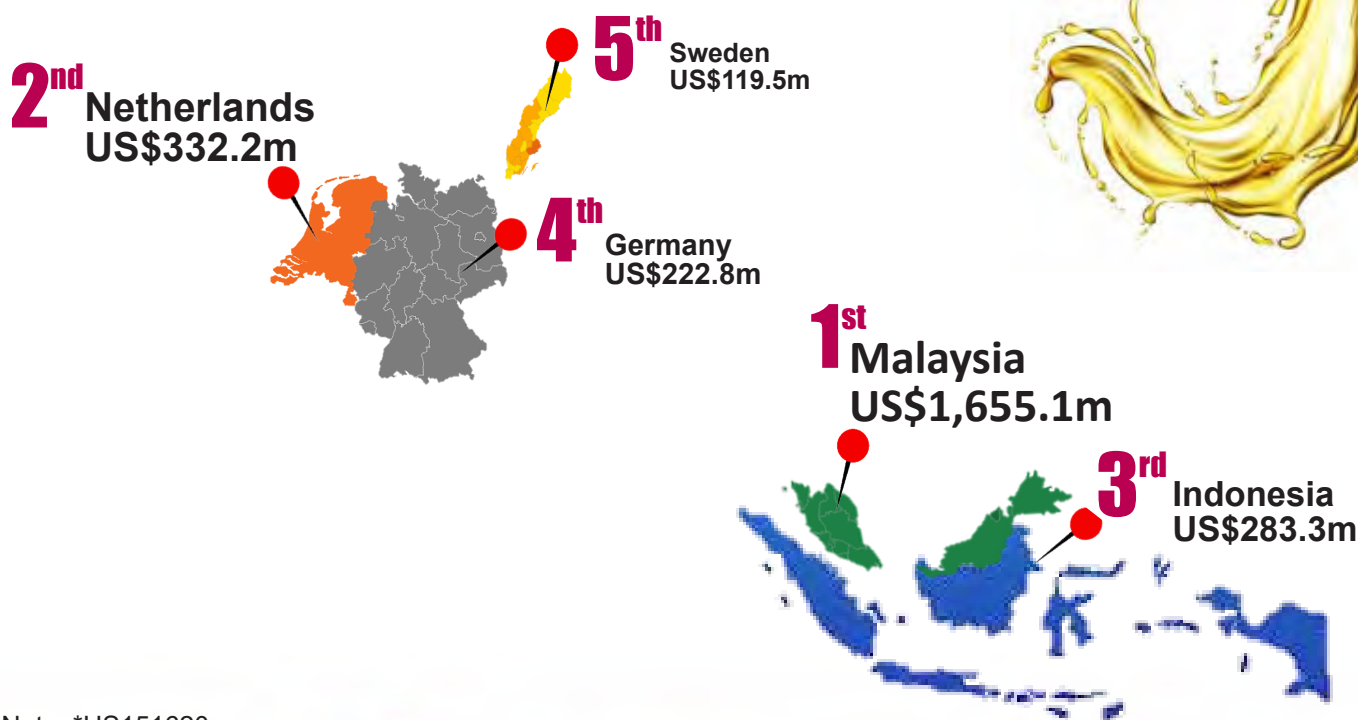
Annual growth rate of leading index (smoothed) and business cycle (grey shaded areas), January 1991 to April 2019



Source: Department of Statistics, Malaysia

World Largest Exporters of Vegetable Fats and Oils*

In 2018, **Malaysia** remains as the **major exporter** with **46.7%** contribution of world Vegetable Fats and Oils



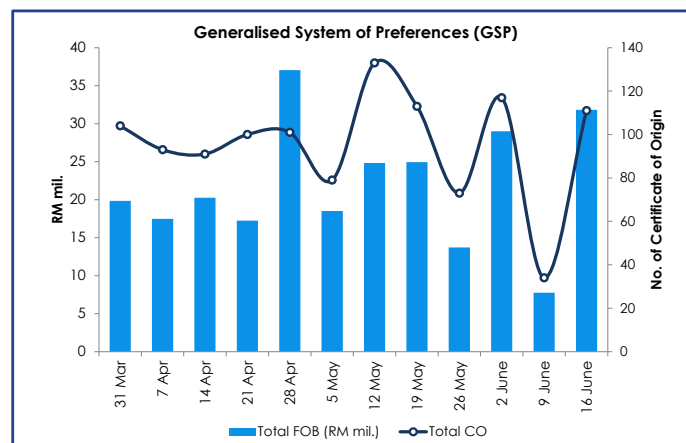
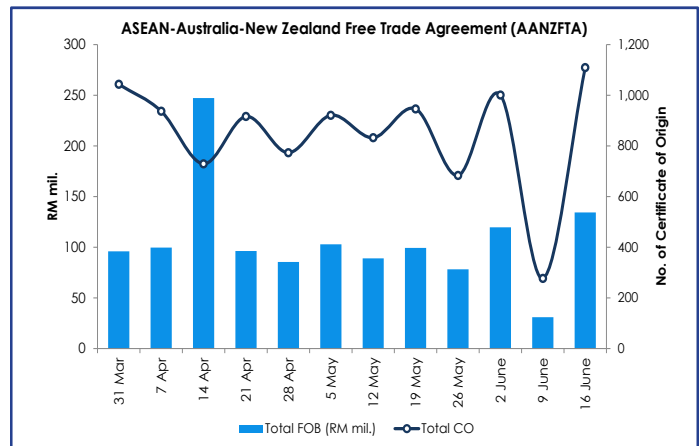
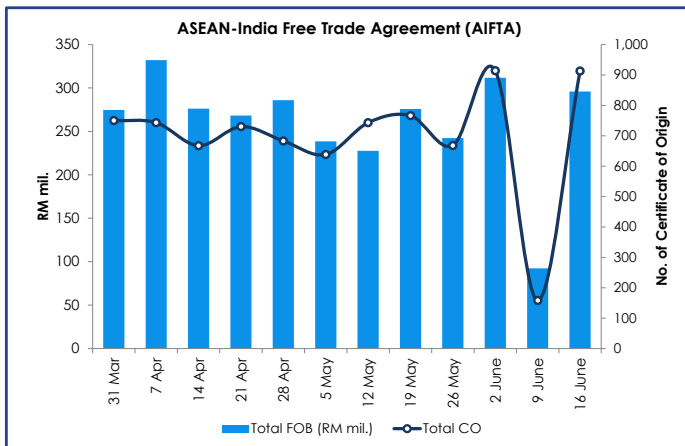
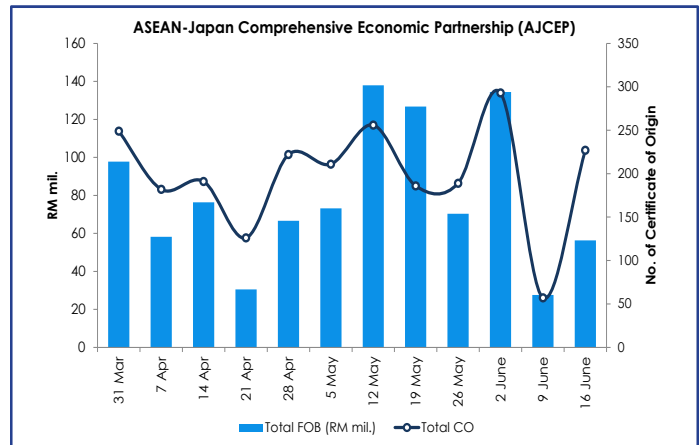
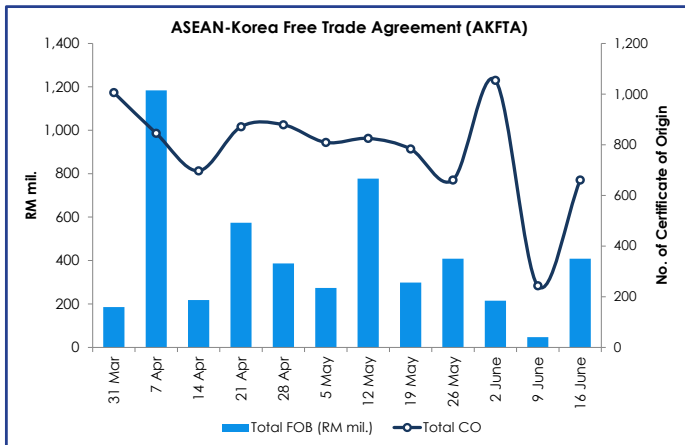
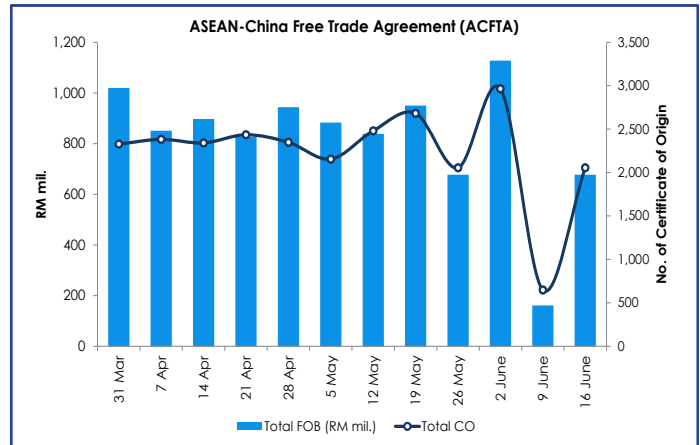
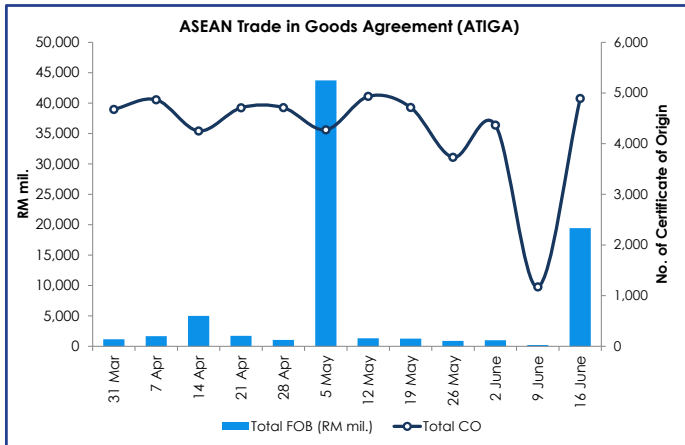
Note: *HS151620

Top Five Vegetable Fats and Oil Export Destinations



Source: <http://www.trademap.org/index.aspx>

Number and Value of Preferential Certificates of Origin (PCOs)

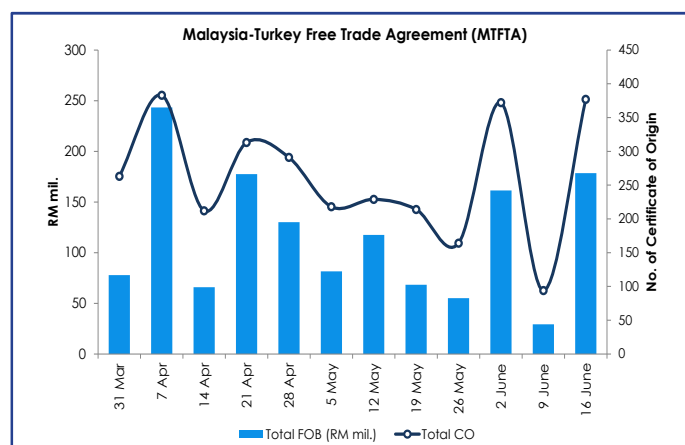
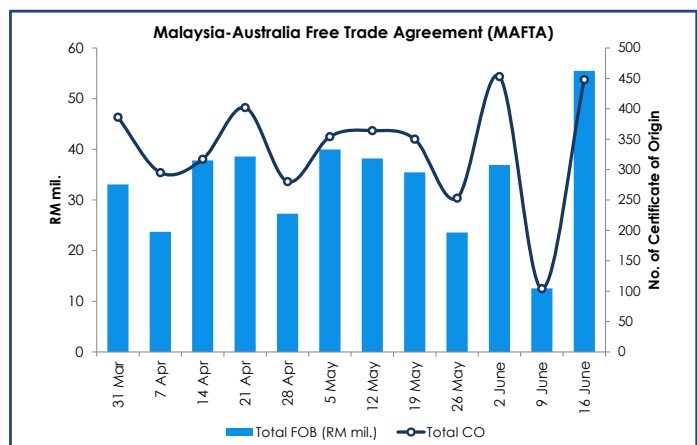
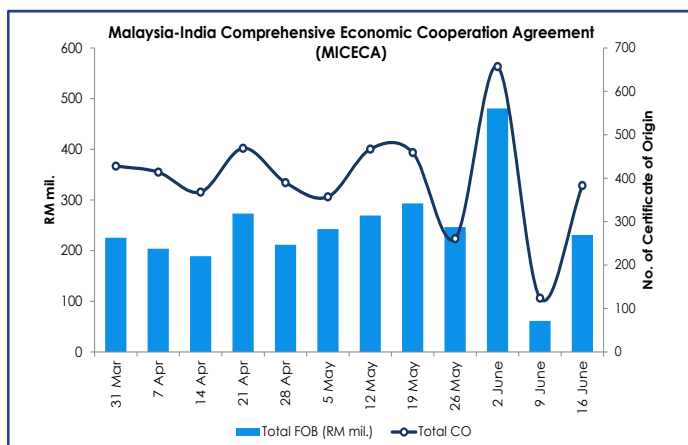
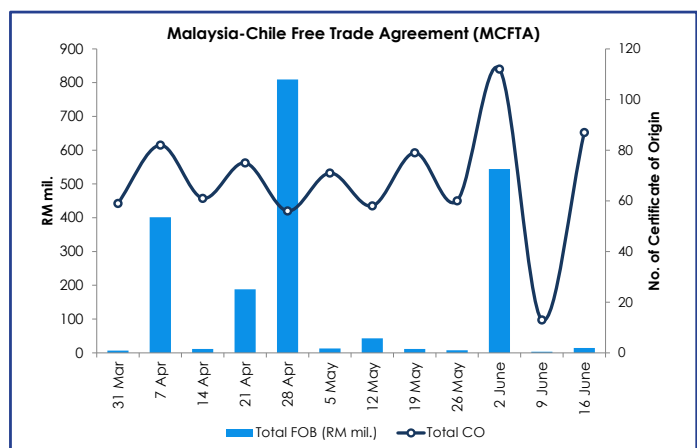
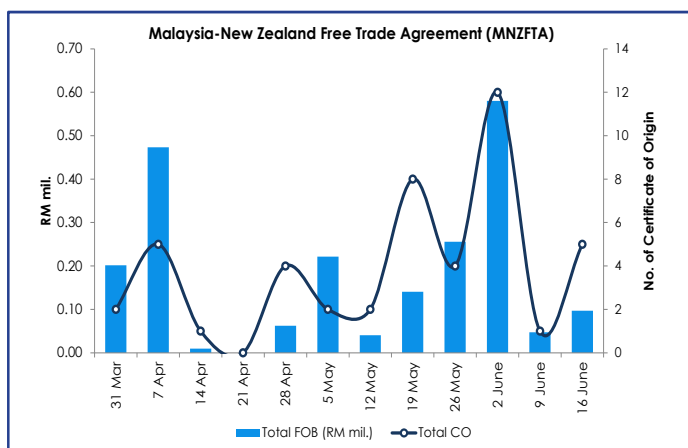
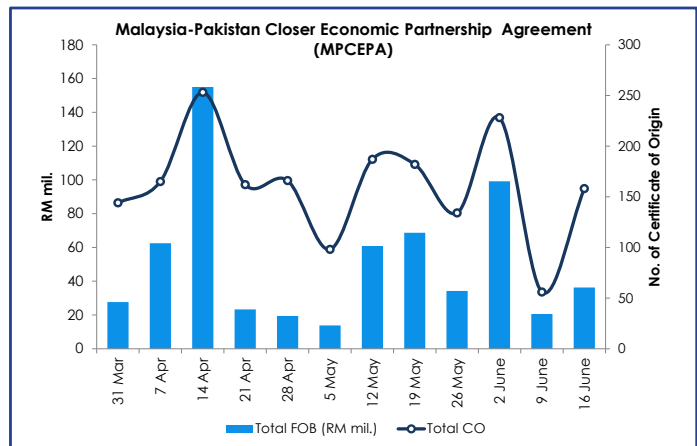
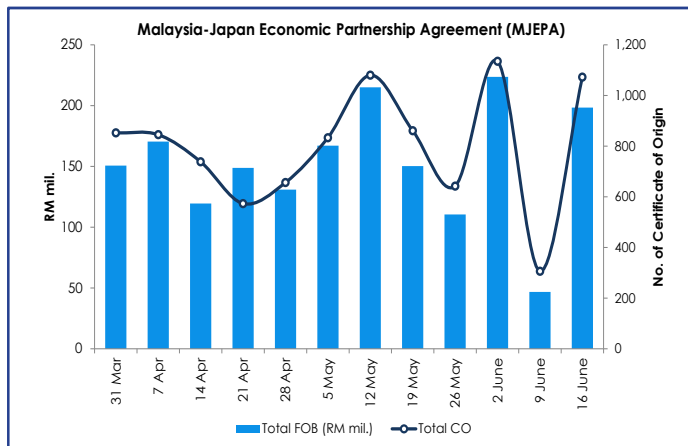


Note: The preference giving countries under the GSP scheme are Liechtenstein, the Russian Federation, Japan, Switzerland, Belarus, Kazakhstan and Norway.

Note: *Provisional Data

Source: Ministry of International Trade and Industry, Malaysia

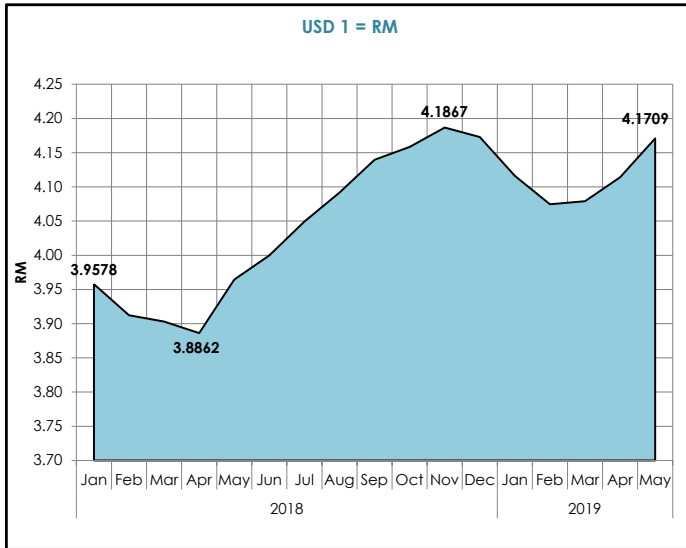
Number and Value of Preferential Certificates of Origin (PCOs)



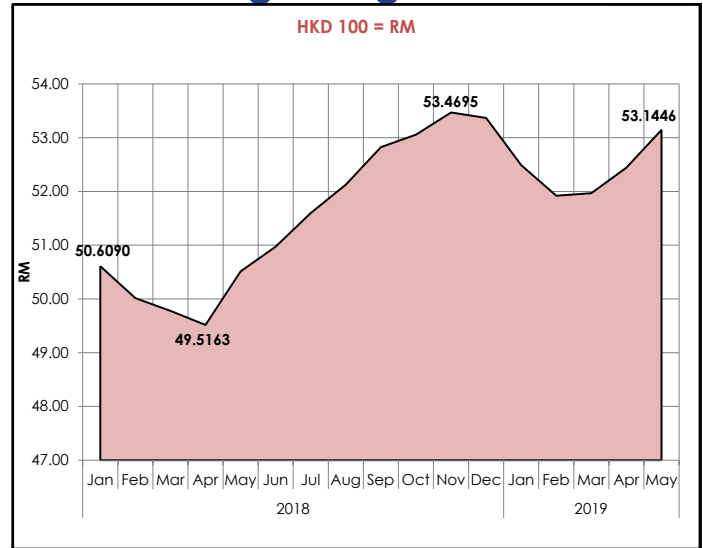
Note: *Provisional Data
Source: Ministry of International Trade and Industry, Malaysia

Malaysian Ringgit Exchange Rate with Selected Countries, January 2018 - May 2019

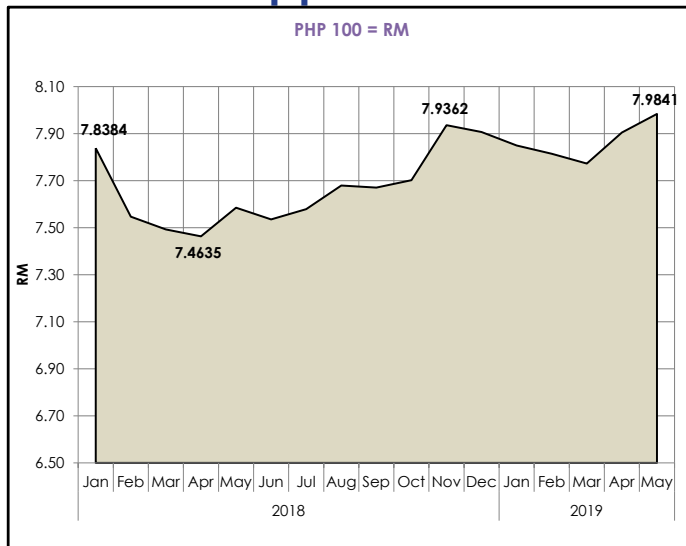
US Dollar



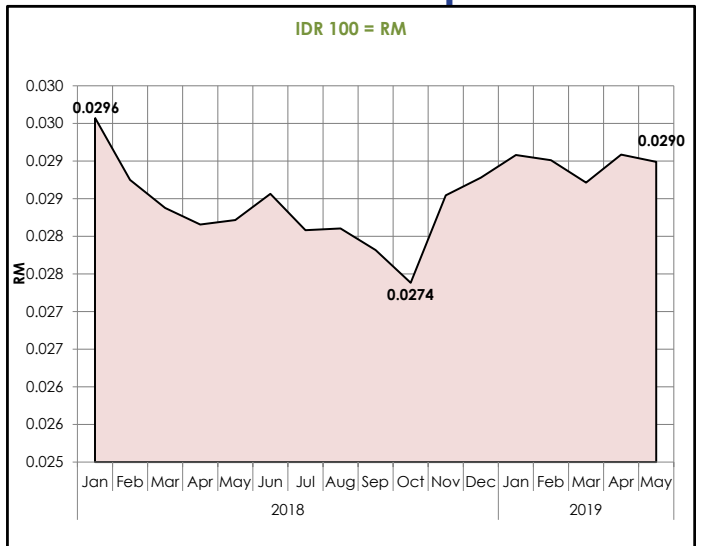
Hong Kong Dollar



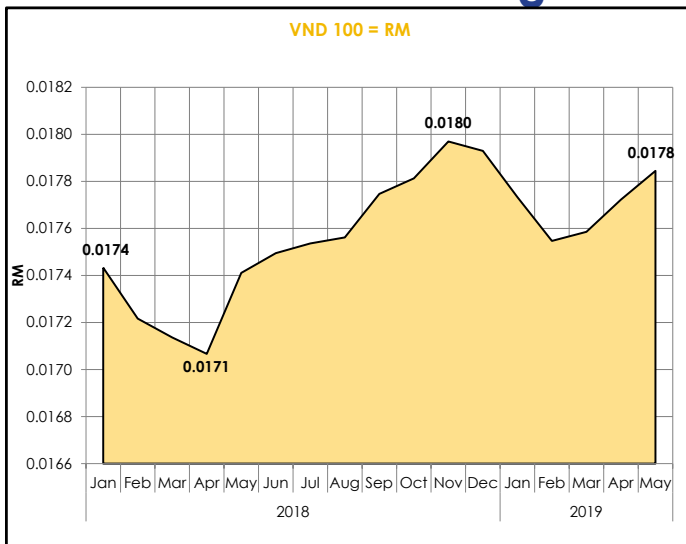
Philippine Peso



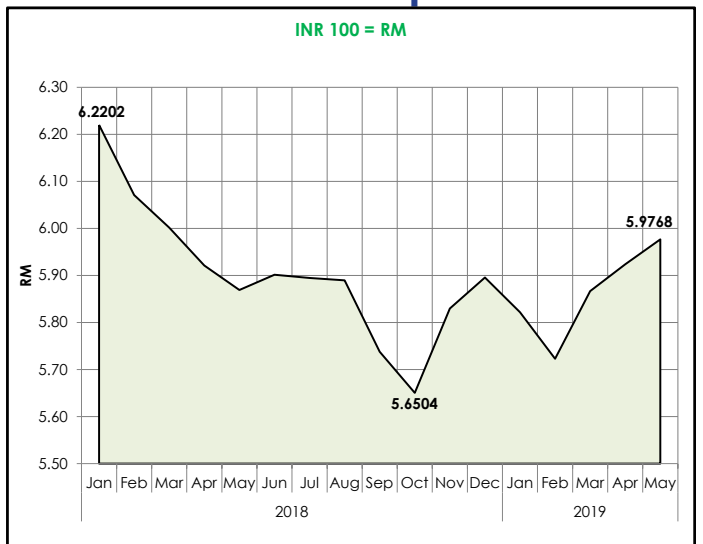
Indonesia Rupiah



Vietnamese Dong



Indian Rupee



Source : Bank Negara Malaysia

Commodity Prices

CRUDE PETROLEUM (BRENT) -per bbl-



▲ 5.1%*
US\$65.2
21 June 2019

Highest
2018/2019

17 May 2019 : US\$72.2
5 Oct 2018 : US\$84.2

4 Jan 2019 : US\$57.1
28 Dec 2018 : US\$52.2

Lowest
2018/2019

Average Price 2018ⁱ: US\$71.5

CRUDE PALM OIL -per MT-



▼ 3.0%*
US\$491.5
21 June 2019

Highest
2018/2019

22 Feb 2019 : US\$567.0
9 Mar 2018 : US\$691.5

31 May 2019 : US\$503.0
23 Nov 2018 : US\$448.5

Lowest
2018/2019

Average Price 2018ⁱ: US\$600.1

RUBBER SMR 20 -per MT-



▼ 3.3%*
US\$1,497.5
21 June 2019

Average Price 2018ⁱ: US\$1,371.0

COCOA SMC 2 -per MT-



▼ 1.7%*
US\$1,620.5
21 June 2019

Average Price 2018ⁱ: US\$1,535.6

SUGAR -per lbs-

▼ 3.4%*
US\$12.9
21 June 2019



Average Price 2018ⁱ: US\$12.3

COAL -per MT-



⊖ %*
US\$54.6
21 June 2019

Average Price 2018ⁱ: US\$66.9

SCRAP IRON HMS -per MT-




▼ 3.0%* : ▼ 3.3%*
US\$320.0 : US\$290.0
(high) : (low)
21 June 2019

Average Price 2018ⁱ: US\$380.7 (high)


Average Price 2018ⁱ: US\$359.6 (low)

Domestic Prices

21 June 2019



Billets
(per MT)
RM1,950 - RM2,100



Steel Bars
(per MT)
RM2,080 - RM2,230

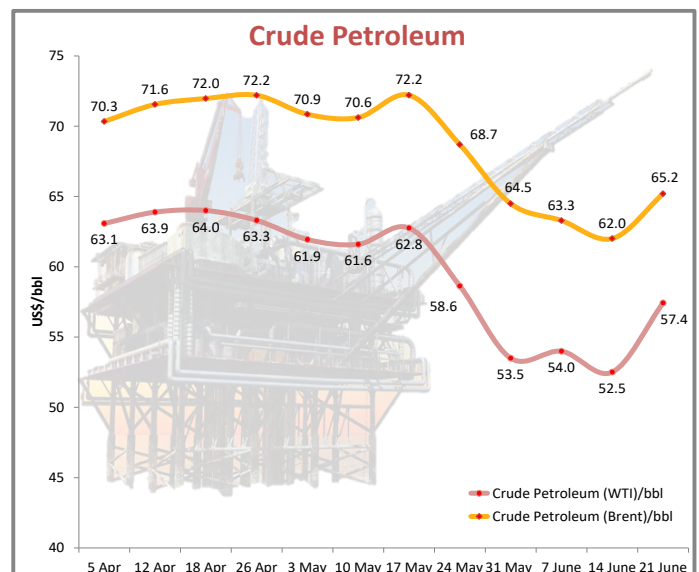
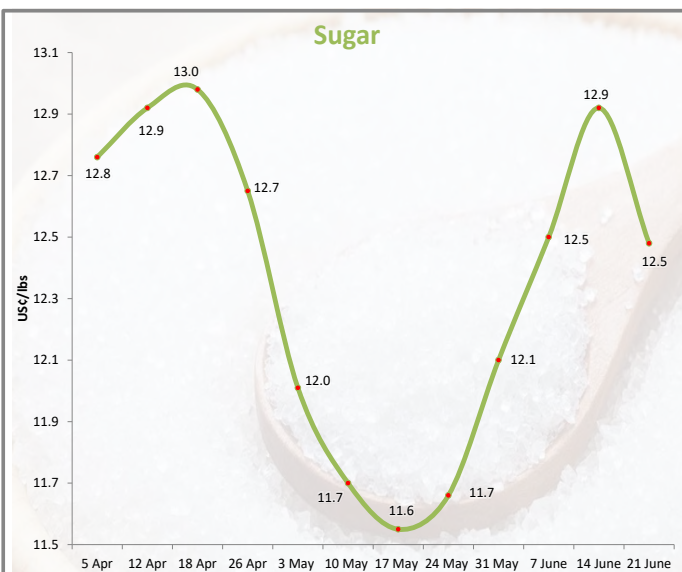
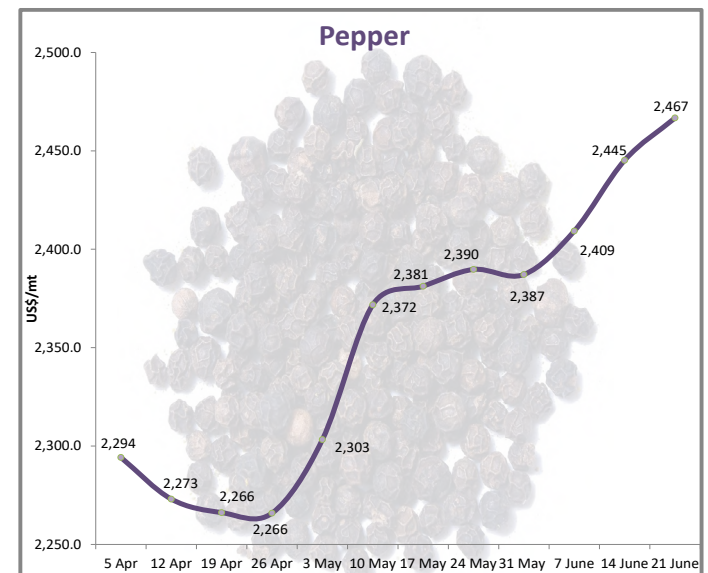
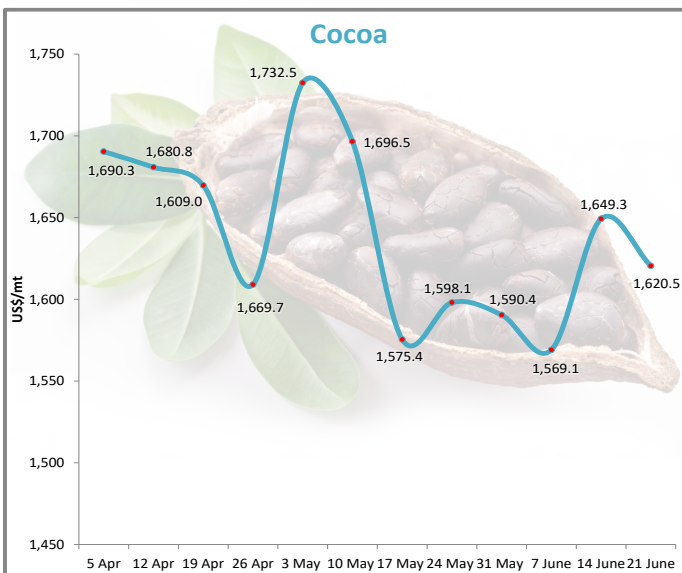
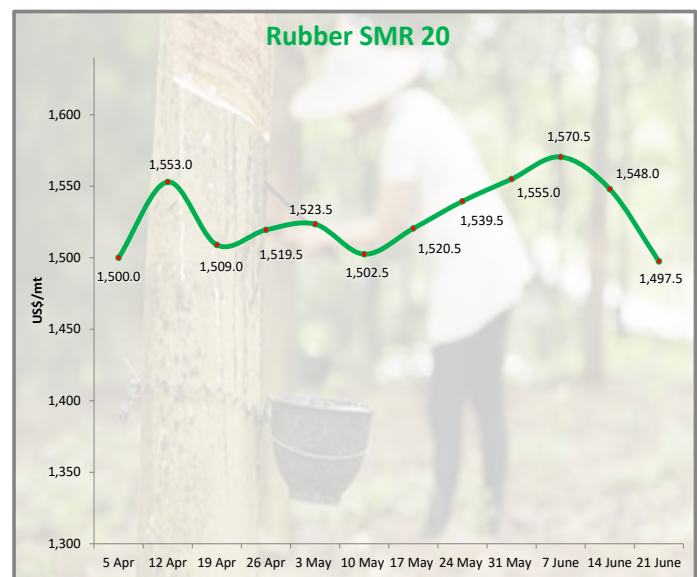
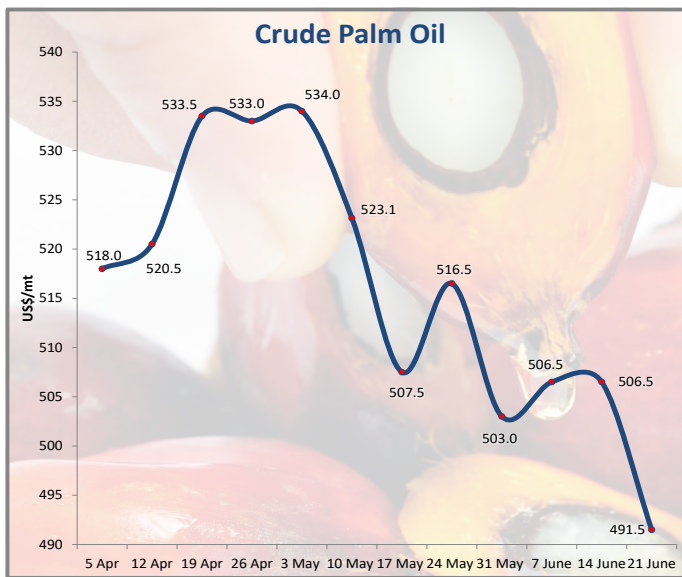
Notes: All figures have been rounded to the nearest decimal point

* Refer to % change from the previous week's price

i Average price in the year except otherwise indicated

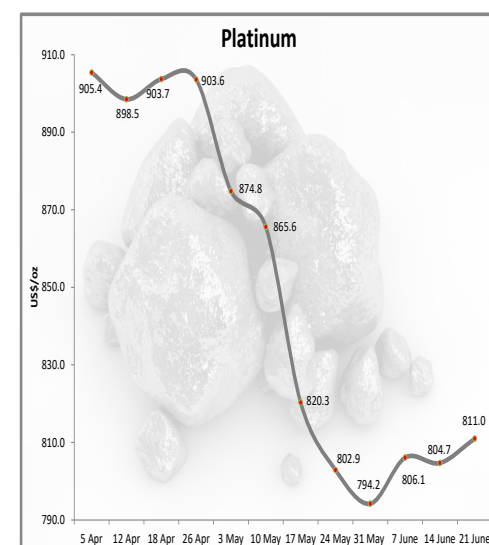
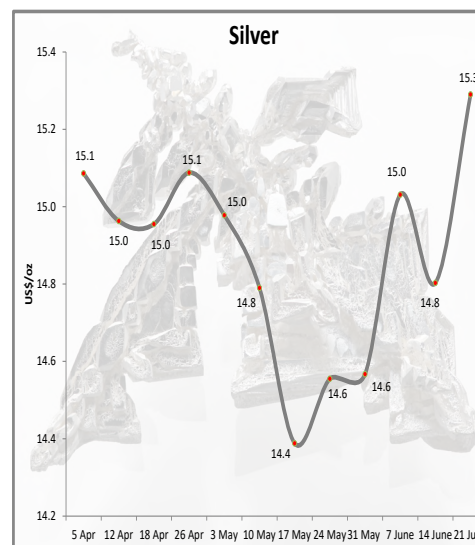
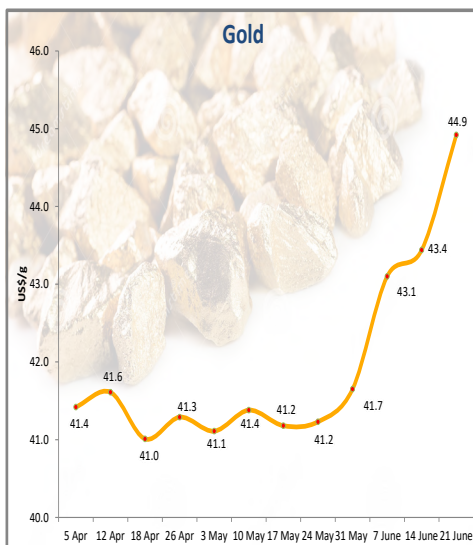
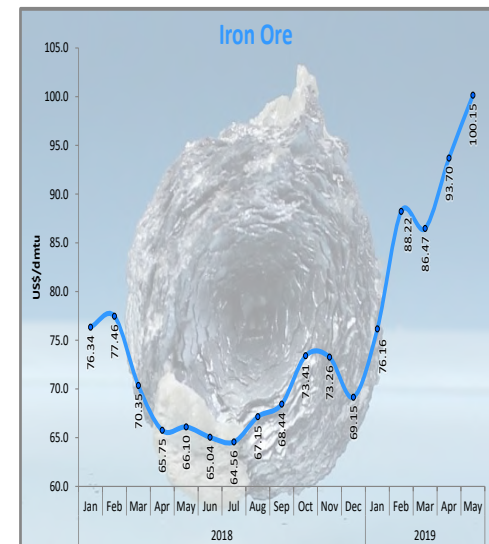
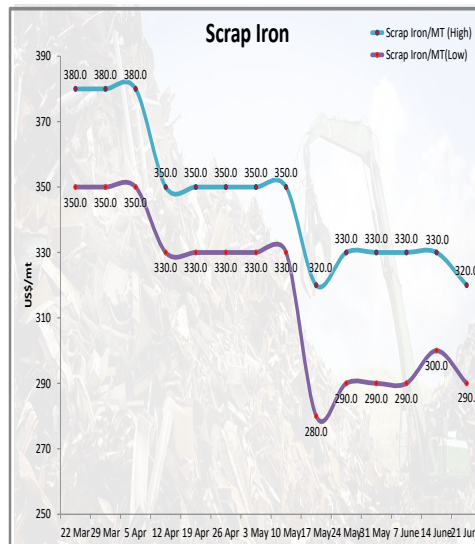
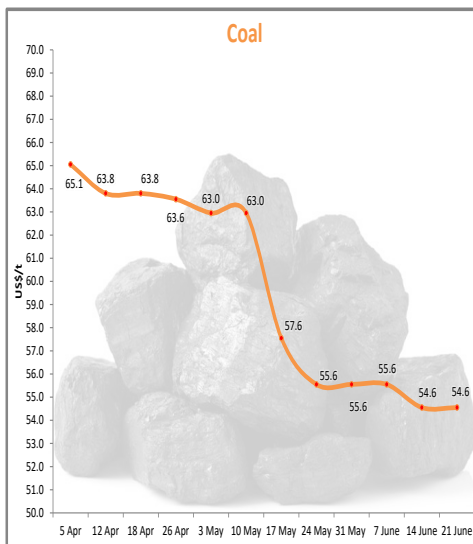
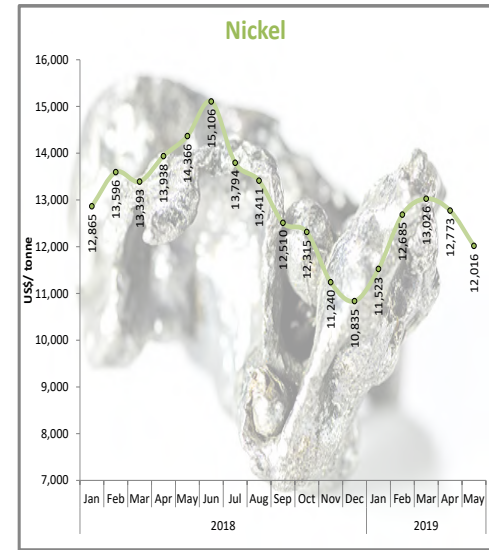
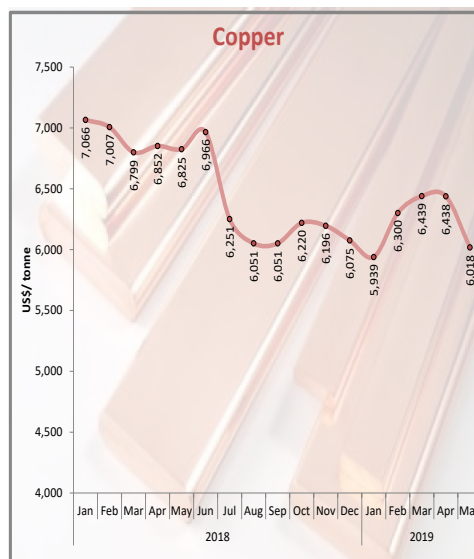
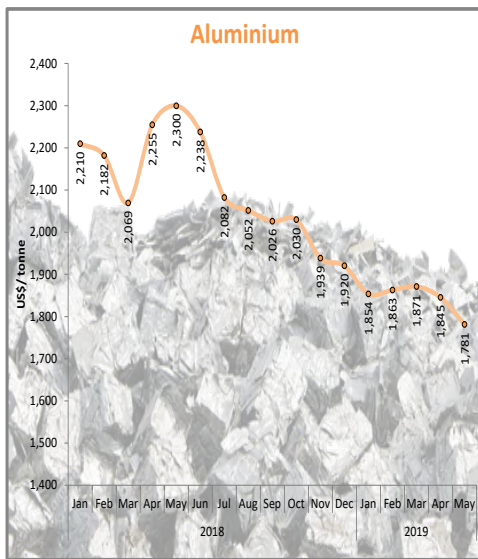
Sources: Ministry of International Trade and Industry Malaysia, Malaysian Palm Oil Board, Malaysian Rubber Board, Malaysian Cocoa Board, Malaysian Iron and Steel Industry Federation, and Bloomberg.

Commodity Price Trends



Sources: Ministry of International Trade and Industry Malaysia, Malaysian Palm Oil Board, Malaysian Rubber Board, Malaysian Cocoa Board, Malaysian Pepper Board, Bloomberg and Czarnikow Group, World Bank, World Gold Council, The Wall Street Journal.

Commodity Price Trends



Sources: Ministry of International Trade and Industry Malaysia, Malaysian Iron and Steel Industry Federation, Bloomberg and Czarnikow Group, World Bank, World Gold Council, The Wall Street Journal.

YB Minister attended Officiating Ceremony of Malaysia Fest 2019 by Prime Minister in Bangkok, Thailand 21 June 2019



MITI Minister attended the 34th ASEAN Summit 21-23 June 2019

MITI PROGRAMMES



MITI Deputy Minister addressed the opening reception of China International SME Forum (CISMEF), 23 June 2019



Majlis Networking MITI dan Agensi bersama Sektor Swasta 24 Jun 2019



MITI PROGRAMMES

Launching of MITI Report and Productivity Report 25 Jun 2019



MITI PROGRAMMES



MINISTRY OF INTERNATIONAL TRADE AND INDUSTRY

INDUSTRY4WRD READINESS ASSESSMENT

Get your firm assessed. Be ready for Industry 4.0.

All you need to know about Industry4WRD RA



What is it?

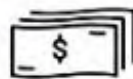
Trained assessors will help you to understand your readiness for Industry 4.0 and make recommendations on where to start your transformation.

Who is eligible?



- ✓ Manufacturing and its related services sector
- ✓ Incorporated under the Companies Act (1965/2016)/ Registration of Business Act (1956)
- ✓ Hold a valid license
- ✓ In operation for more than 3 years

What are the benefits?



To identify areas of improvement in terms of people, process and technology.



Receive comprehensive readiness report.



Be entitled to apply for financial incentives.



Process Flow

A FEW SIMPLE STEPS

Incentives for RA

- 500 SMEs will be selected for free assessment.
- Others will get tax exemption on RA fees up to RM27k.



Enquiries

- General: i4.0@miti.gov.my
- RA: industry4wrd@mpc.gov.my



Readiness Assessment




Apply online at www.miti.gov.my/industry4wrd



Evaluation by Committees




Onsite Assessment



Receive RA Report

Business Intervention



Develop Intervention Proposal



Apply for Financial Incentives



Implement the Intervention Plan



MINISTRY OF INTERNATIONAL TRADE AND INDUSTRY

<https://www.miti.gov.my/>

INDUSTRY4WRD RELATED INCENTIVES

Having the extra capital allows SMEs to flourish and prosper. Find the suitable fund for your company.

01 | LOANS

Soft Loan Scheme for Automation and Modernisation (SLSAM)

- targets manufacturing sectors
- 4.0% interest rate per annum for SMEs
- www.midf.com.my

Industry Digitalisation Transformation Fund (IDTF)

- targeted sectors: AI, Robotics, Automation etc.
- provides a 2% interest rate subsidy
- www.bpmb.com.my

Coming Soon!

1. Intervention Fund*

- 70:30 matching grant up to RM500,000.

2. Industry4WRD DISF*

- 60:40 matching grant

*participation in Industry4WRD RA is a prerequisite to apply

Domestic Investment Strategic Fund (DISF)

- 50:50 matching grant to companies adopting Industry 4.0 enabling technologies
- targets manufacturing and services sectors
- www.mida.gov.my

02 | GRANTS

Digital Transformation Acceleration Program (DTAP) Pilot Grant

- 1:1 matching grant
- targets large corporate and mid-tier companies in Malaysia
- assists companies to tap on the expertise of Digital Transformation Labs (DTL)
- www.mdec.my

Automation Capital Allowance (Automation CA)



For Labour Intensive Industries:

- Automation CA of 200% on the first RM4 million expenditure incurred within 5 years

For other industries:

- Automation CA of 200% on the first RM2 million expenditure incurred within 5 years

• www.mida.gov.my

All you need to know...

Industry4WRD



Glossary

Gross Value Added

Gross value added is the value of output less the value of intermediate consumption; it is a measure of the contribution to GDP made by an individual producer, industry or sector.

Source : National Accounts

Source Detail : Gross Domestic Product (GDP), DOSM

Gross Value Added at Basic Prices

Gross value added at basic prices is output valued at basic prices less intermediate consumption valued at purchasers' prices.

Source : National Accounts

Source Detail : Gross Domestic Product (GDP), DOSM

Gross Value Added at Producers Prices

Gross value added at producers prices is output valued at producers' prices less intermediate consumption valued at purchasers' prices.

Source : National Accounts

Source Detail : Gross Domestic Product (GDP), DOSM

Ground Level Ozone (O3)

A pungent, colourless and toxic gas that contributes to photochemical smog. O₃ is formed as a result of chemical reaction in the air between Volatile Organic Compounds (VOCs) and Nitrogen Oxide (NO_x). By the late afternoon or early evening, usually O₃ concentration is high and dominating API readings in some areas. Under the sunlight influence, and reaction between NO_x and VOC that released from motor vehicles exhaust and industrial which form the O₃ in the earth's surface. Under the influence of sunlight, Nitrogen Oxide (NO_x) and Volatile Organic Compounds (VOCs) emitted from motor vehicle exhaust and industry react to form O₃ in the earth's surface.

**Source : Environment
DOSM**

Source Detail : Compendium of Environment Statistics Malaysia,

Groundwater Run-off

Groundwater that is discharged into a stream channel as spring or percolated water.

Source : Environment

Source Detail : Compendium of Environment Statistics, DOSM

Habitat

Place where an organism or population (human, animal, plant, micro-organism) lives.

Source : Environment

Source Detail : Compendium of Environment Statistics, DOSM

Hazardous Wastes

Wastes that, owing to their toxic, infectious, radioactive or flammable properties pose a substantial actual or potential hazard to the health of humans and other living organisms and the environment.

Source : Environment

Source Detail : Compendium of Environment Statistics

MITI @ Your Service

REGIONAL AND INTERNATIONAL RELATION DIVISION

Mohamad Iqbal Mohd Noor
Senior Director



Annaletchumy A/P Harivanandan
Pa to Senior Director



Hazrul Imran Azahar
Senior Principal
Assistant Director



Mohd Zulfadhli
Bin Rosli
Assistant Director



Asmidar Abdul Rahman
Principal
Assistant Director



Izzat Baihaqi
Abu Bakar
Assistant
Director



Siti Arfah Kamarzaman
Principal
Assistant Director



Noraini Mahmud
Administrative
Assistant



Zuriana Ibrahim
Senior
Assistant Director



Mohd Riza Saidin
Administrative
Assistant



Nurul Alia Razani
Senior
Assistant Director



Siti Hajar
Kuni Kuya
Administrative
Assistant



Shukri Puteh
Office Assistant



NEXT AWARD CYCLE

ANUGERAH KECEMERLANGAN INDUSTRI (AKI) 2019/2020

NOMINATIONS OPENING SOON

Read More on AKI

For more information, kindly click the following links:

<https://www.miti.gov.my/index.php/pages/view/aki?mid=535>


RMK-11 HIGH VALUE ADDED AND COMPLEX PRODUCT DEVELOPMENT PROGRAMME

CALLING INTERESTED APPLICANTS TO APPLY FOR GRANT UNDER RMK-11 HIGH VALUE ADDED COMPLEX PRODUCT DEVELOPMENT PROGRAMME (PDP) AND MARKET DEVELOPMENT PROGRAMME (MDP)

CLICK HERE FOR MORE INFORMATION

For more information, kindly click the following links:

http://www.miti.gov.my/index.php/pages/view/4761Vintage_English.pdf


Industry4WRD

NATIONAL POLICY ON INDUSTRY 4.0

ATTRACT CREATE TRANSFORM

For more information, kindly click the following links:

<https://www.miti.gov.my/index.php/pages/view/industry4WRD>


Industry4WRD

READINESS ASSESSMENT

REGISTRATION FOR ASSESSING BODY IS NOW OPEN

For more information, kindly click the following links:

https://www.miti.gov.my/index.php/pages/view/industry4WRD?mid=559#tab_547_2202

Blow the whistle, help fight fraud, bribe and corruption

Whistleblower Protection Act 2010 (Act 711)

Contact Mr. Huzaimi Hashim (MITI Investigation Officer) huzaimi@sprm.gov.my / 03-6200 0039MITI & AGENCIES
ADOPT AND IMPLEMENT NO GIFT POLICY

Thank you for helping us in ensuring the success of this policy.

MITI POCKET TALK

A SERIES OF SESSION FOR THE PRIVATE SECTOR

Information on the benefits of
**Free Trade Agreements
(FTAs)** and current updates

Introduction on **Preferential
Certificates of Origin (PCO)**
application procedures



Enjoy **LOWER Tariffs**
on Imports

Gain **COMPETITIVE
EDGE** by utilising
the FTAs

Tentative Schedule for MITI Pocket Talks 2019

NO	DATE	VENUE	TOPIC
1	18 July (Thursday)	MITI PAHANG	Introduction to FTA & Preferential Certificate of Origin (PCO)
2	22 August (Thursday)	MITI HQ (SEMINAR 1)	
3	19 September (Thursday)	MITI PERAK	
4	17 October (Thursday)	MITI HQ (SEMINAR 1)	
5	14 November (Thursday)	MITI KELANTAN	



When?

**Once
a month**



Where?

**MITI Tower Kuala Lumpur
or
MITI Regional Offices**



Fees?

**Free of Charge
with light
refreshments**

For more information, please contact the Secretariat



03-6200 0468/69/57



allaki@miti.gov.my

DASAR ANTI RASUAH MITI

MITI komited dalam melaksanakan semua polisi dan prosedur bagi mencegah, memantau dan menghapuskan sebarang bentuk rasuah kepada semua anggota kerja dan aktiviti MITI dan perhubungannya dengan pihak-pihak yang berkepentingan ke arah penyampaian perkhidmatan yang cekap dan berintegriti selaras dengan visi dan misi MITI serta aspirasi Negara.



KEMENTERIAN
PERDAGANGAN ANTARABANGSA DAN INDUSTRI

Klik pautan untuk maklumat lanjut:

[https://www.miti.gov.my/miti/resources/%20Banner%20Announcement%202019/Dasar_ABMS_MITI - Sign_KSU.pdf](https://www.miti.gov.my/miti/resources/%20Banner%20Announcement%202019/Dasar_ABMS_MITI_-_Sign_KSU.pdf)



DASAR PENERIMAAN & PEMBERIAN HADIAH MITI

Setiap pegawai/kakitangan MITI TIDAK BOLEH MENERIMA, sama ada secara peribadi atau menerusi anggota keluarga atau kenalan lain apa-apa hadiah, keraian, manfaat atau layanan luar biasa kecuali yang dibenarkan oleh mana-mana peruntukan undang-undang, dasar dan garis panduan yang berkuat kuasa.

HADIAH HANYA BOLEH DITERIMA TERTAKLUK KELULUSAN KETUA JABATAN



MINISTRY OF INTERNATIONAL TRADE AND INDUSTRY

Klik pautan untuk maklumat lanjut:

<https://www.miti.gov.my/miti/resources/%20Banner%20Announcement%202019/eposterDASARPEMBERIANPENERIMAHADIAH-1.jpg>



In conjunction with the 62nd World Statistics Congress (WSC) of the International Statistical Institute (ISI) 62nd ISI WSC 2019 Malaysia will organize the World Stats Run 2019!

Register at: <http://www.racexasia.com/event/world-stats-run-2019/>

Wholesale & Retail Trade Census 2019
 “Data Drives Business”
 March - September 2019

DEPARTMENT OF STATISTICS MALAYSIA

www.dosm.gov.my f @ StatsMalaysia #myretailcensus2019

PASARAYA

WRC 2019
 Hasil Perangkaan Burang & Runcit
 Wholesale & Retail Trade Census

For more information, kindly visit:

https://www.dosm.gov.my/v1/index.php?r=column/cone&menu_id=N0FVaDR4Y1hGMk1NNi9jS2ZQRFFLZz09#

62nd ISI WORLD STATISTICS CONGRESS 2019
 18 - 23 August 2019, Kuala Lumpur

Come. Connect. Create.

Organised by:

ISI International Statistical Institute

DEPARTMENT OF STATISTICS MALAYSIA

BANK NEGARA MALAYSIA

Malaysia Institute of Statistics

Supported by:

Malaysia Convention Bureau

Malaysia Tourism Board

www.isi2019.org

ISI 2019 Kuala Lumpur

Early Bird Registration : 1st December 2018 - 31st May 2019

For more information, kindly visit <http://www.isi2019.org/>

MITI Report 2018 was available for download through MITI Website at:
https://www.miti.gov.my/miti/resources/MITI%20Report/MITI_Report_2018.pdf



Productivity Report 2018/2019 was available for download at:
<http://www.mpc.gov.my/wp-content/uploads/2019/06/MPC-PRODUCTIVITY-REPORT-FULL-REPORT-2018-2019.pdf>



YOUR VIEWS MATTER!

PARTICIPATE IN THE MITI PORTAL SURVEY

(14 June - 14 July 2019)

Our quick survey should not take more than 5 minutes of your time.

Take the survey now!!



MITI Portal Survey 2019

We are currently conducting a survey of MITI's official Portal (www.miti.gov.my) to identify if it meets your expectations in terms of design, contents and functionality. There are 10 questions in this survey and it should take you between 2 to 5 minutes to complete.

You may choose to answer the survey in [English](#) or [Bahasa Melayu](#).

This survey is open until **14 July 2017 (Sunday)**. Please be assured that the information provided will be used solely for the purpose of this survey. Your feedback is important for us to enhance the Portal and serve you better.

*Note: Feel free to forward the survey links to your colleagues.

Thank you for your participation.

MITI Weekly Bulletin (MWB) Mobile Apps



MITI MWB APPs is now available for IOS, Android and Windows platforms. MWB APPs can be download from **Gallery of Malaysian Government Mobile APPs (GAMMA)** at the link: <http://gamma.malaysia.gov.my/#/appDetails/85>

Feedback

Send us your suggestions



Dear Readers,

Kindly click the link below for any comments in this issue. MWB reserves the right to edit and republish letters as reprints. <http://www.miti.gov.my/index.php/forms/form/13>