

EXPORT & IMPORT INDEXES, MAY 2023

Export & Import Unit Value Indices declined by 0.2 per cent respectively

EXPORTS

Animal & Vegetable
Oils & Fats
▼ 1.9%

Mineral Fuels
▼ 0.1%

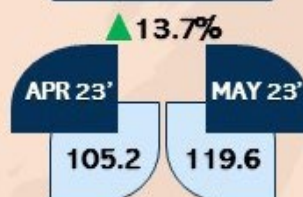
Miscellaneous
Manufactured
Articles
▼ 0.1%

Mineral Fuels
▲ 29.5%

Miscellaneous
Manufactured Articles
▲ 25.2%

Machinery & Transport
Equipment
▲ 8.0%

Value (RM Billion)



Mineral Fuels
▲ 4.7%

Terms of
Trade
▲ 0.1%

Manufactured
Goods
▲ 0.9%

Inedible
Crude Materials
▲ 0.8%

TERMS OF TRADE

Mineral Fuels
▼ 4.5%


Animal & Vegetable
Oils & Fats
▼ 1.8%

Chemicals
▼ 0.2%

Mineral Fuels
▲ 24.4%

Chemicals
▲ 19.1%

Machinery & Transport
Equipment
▲ 6.7%



IMPORTS

▲ All changes are based on month-on-month comparison.

Source: External Trade Indices, May 2023, Department of Statistics Malaysia (DOSM)

EXPORT & IMPORT BY STATE, MAY 2023



TOP 5 EXPORTERS



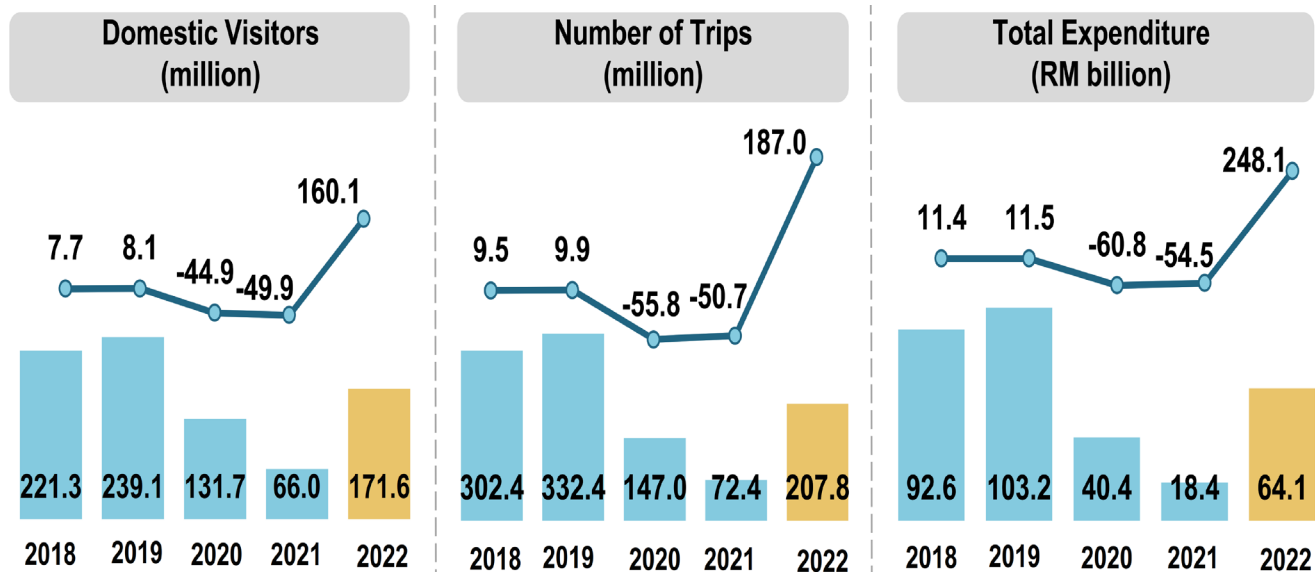
Five states dominate the country's exports, accounting for **82.5** per cent

Notes:


- Export and import activities that are taking place in the Supra area (including production activities beyond the centre of predominant economic interest for any state) or declarations made by the agent are not included in this infographic.
- Exports and imports value for the Federal Territory of Kuala Lumpur includes the Federal Territory of Putrajaya.

Source: Export/Import Statistics By State May 2023, Department of Statistics Malaysia (DOSM)


DOMESTIC TOURISM STATISTICS, 2022



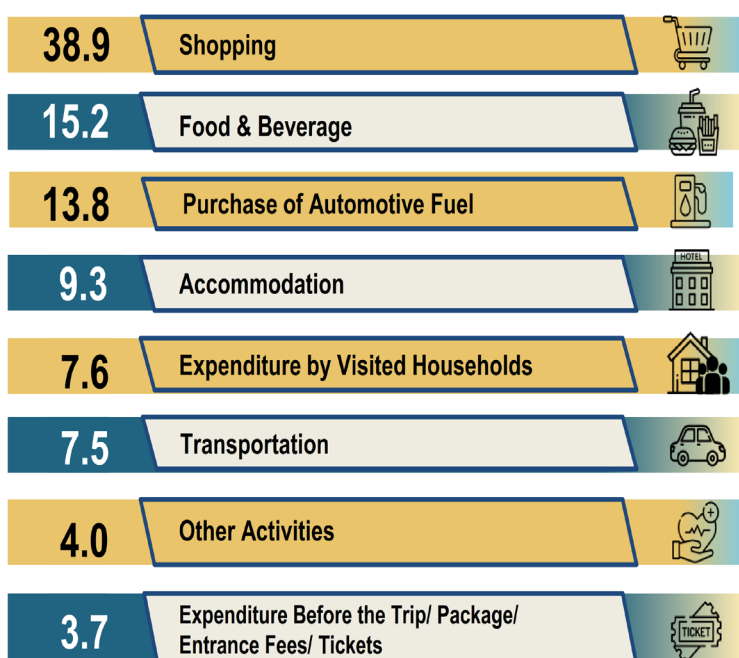
5 Main Purposes of Trips by Domestic Visitors



5 Top States of Domestic Visitors (million)




Expenditure Components of Domestic Visitors




Source: Domestic Tourism Survey 2022, Department of Statistics Malaysia (DOSM)

WORLD LARGEST EXPORTERS OF HYDROCARBONS IN GASEOUS STATE, N.E.S.

In 2022, Malaysia's export of Hydrocarbons in gaseous state, n.e.s. (excl. natural gas) recorded US\$ 864.4 million which was 53.2% share of the world exports.

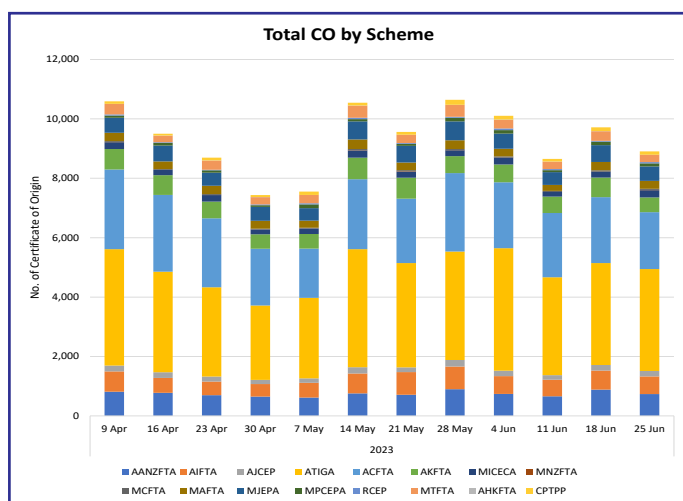


MALAYSIA'S TOP EXPORT DESTINATIONS

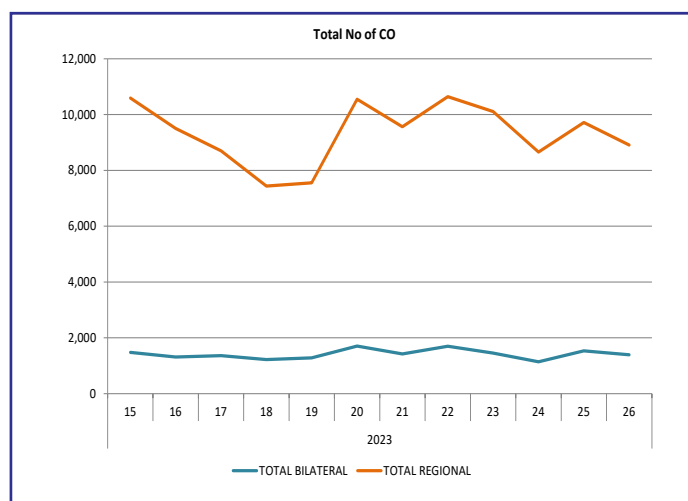


Number of PCO as at 25 June 2023 Weekly / Monthly / Annually

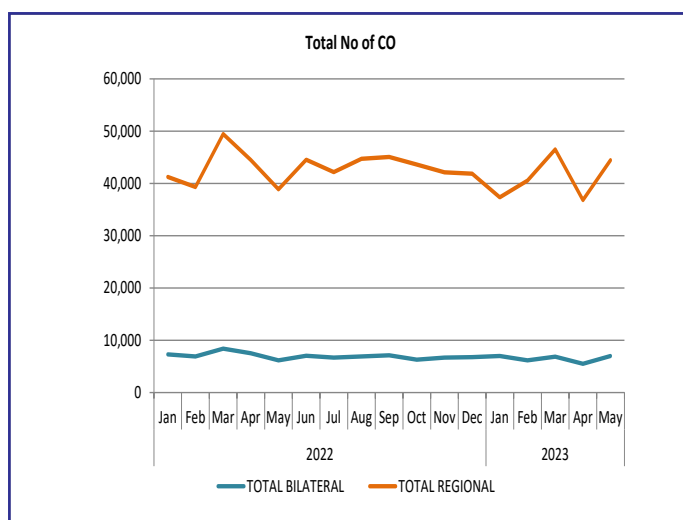
Weekly Total Scheme



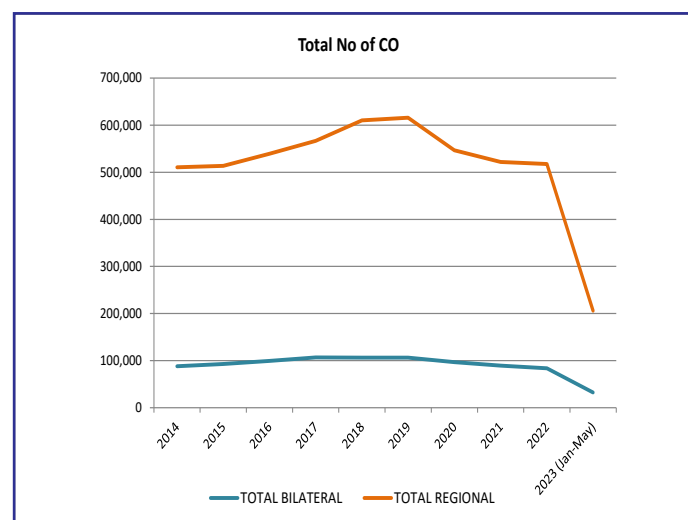
Weekly



Monthly



Annually

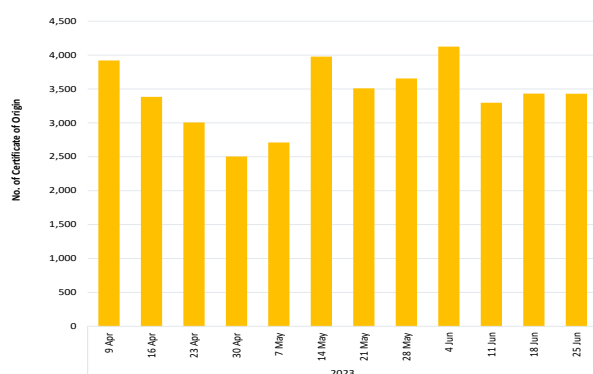


Note: *Provisional Data
Source: Ministry of Investment, Trade and Industry, Malaysia

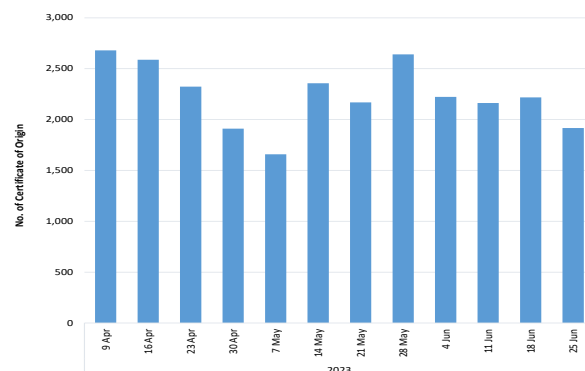
Regional FTA

Number of Preferential Certificates of Origin (PCOs) as at 25 June 2023

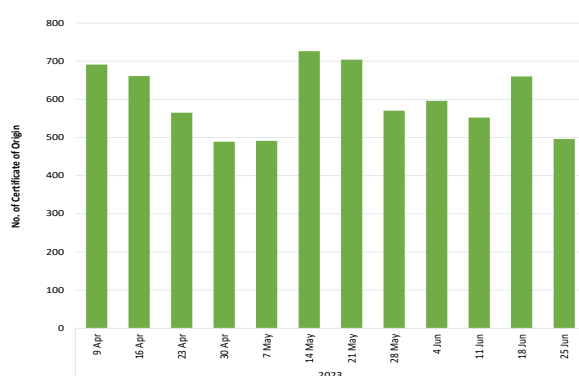
ASEAN Trade in Goods Agreement (ATIGA)



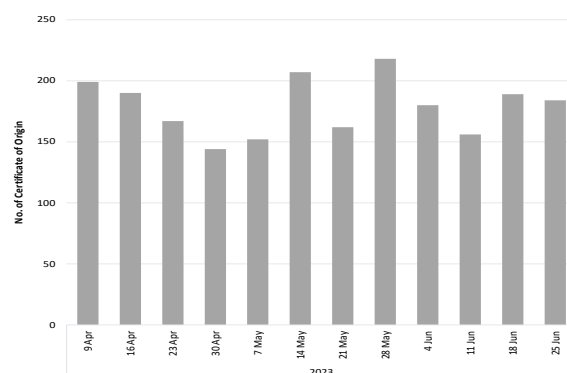
ASEAN-China Free Trade Agreement (ACFTA)



ASEAN-Korea Free Trade Agreement (AKFTA)



ASEAN-Japan Comprehensive Economic Partnership (AJCEP)

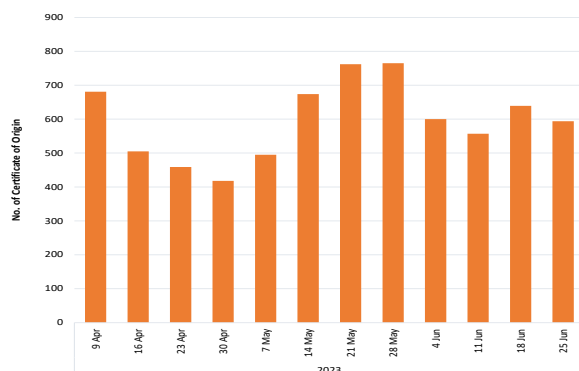


Note: *Provisional Data
Source: Ministry of Investment, Trade and Industry, Malaysia

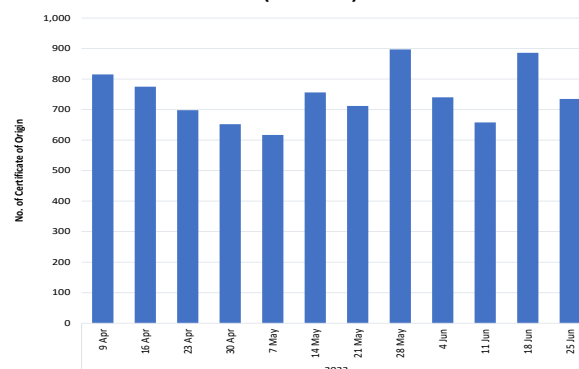
Regional FTA

Number of Preferential Certificates of Origin (PCOs) as at 25 June 2023

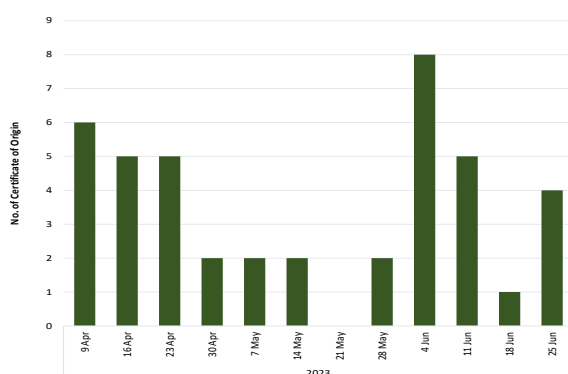
ASEAN-India Free Trade Agreement (AIFTA)



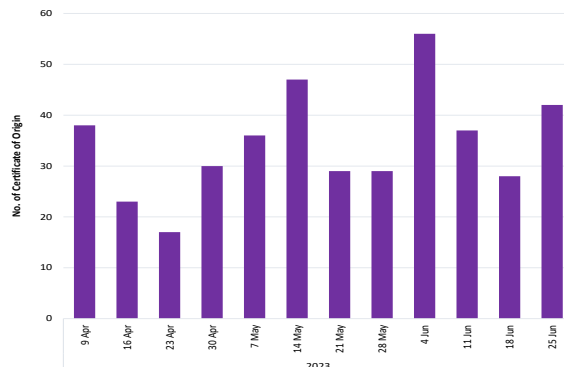
ASEAN-Australia-New Zealand Free Trade Agreement (AANZFTA)



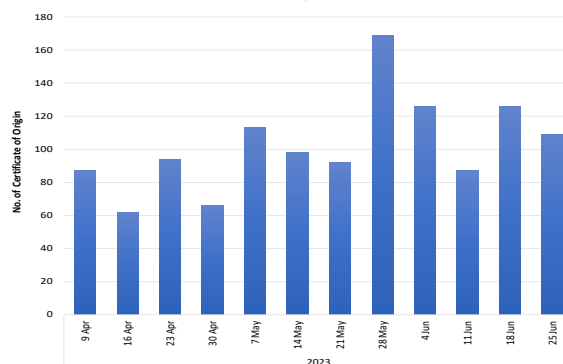
ASEAN-Hong Kong, China Free Trade Agreement (AHKFTA)



Regional Comprehensive Economic Partnership (RCEP)



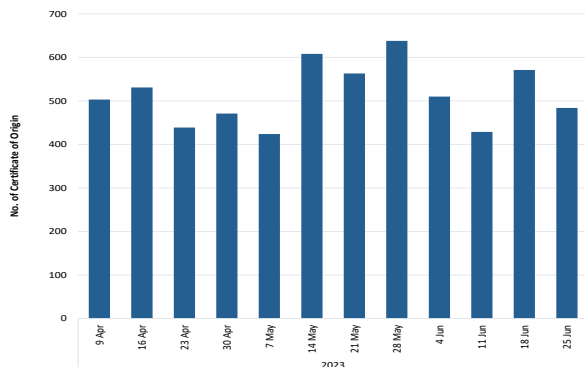
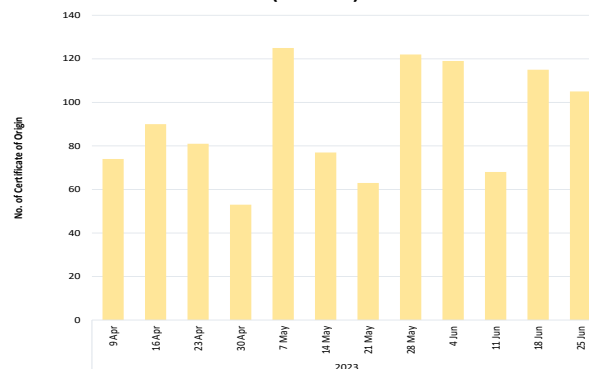
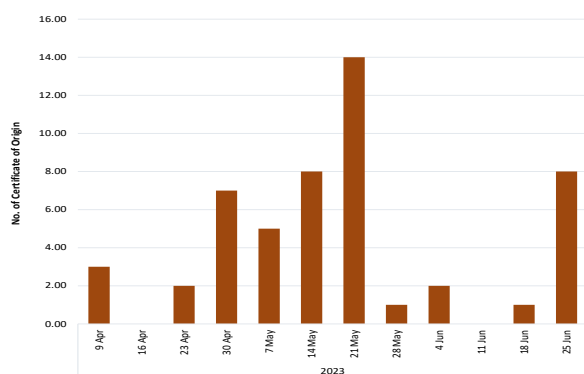
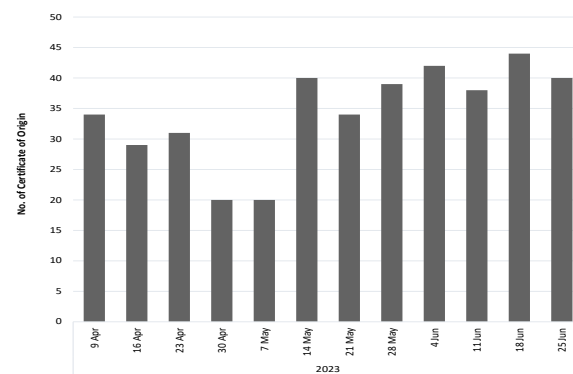
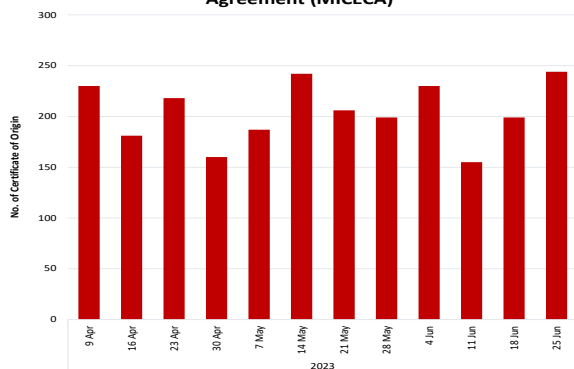
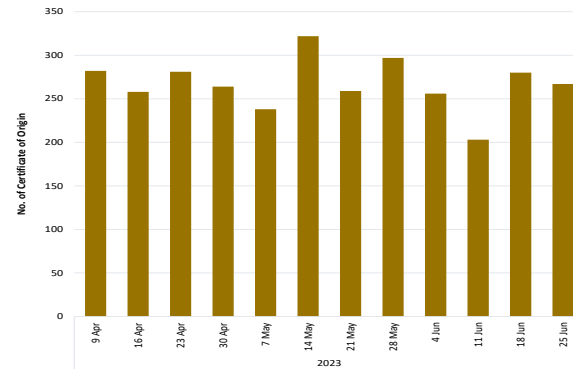
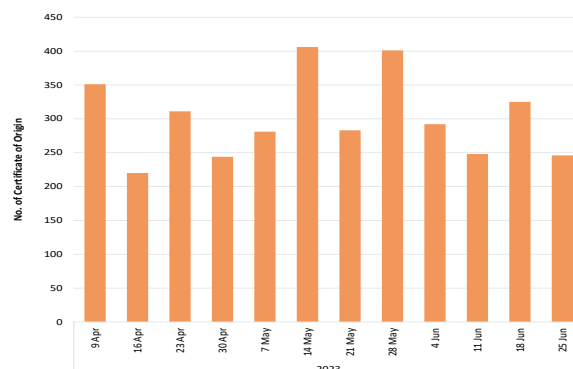
Comprehensive & Progressive Agreement for Trans-Pacific Partnership (CPTPP)



Note: *Provisional Data
Source: Ministry of Investment, Trade and Industry, Malaysia

Bilateral FTA

Number of Preferential Certificates of Origin (PCOs) as at 25 June 2023

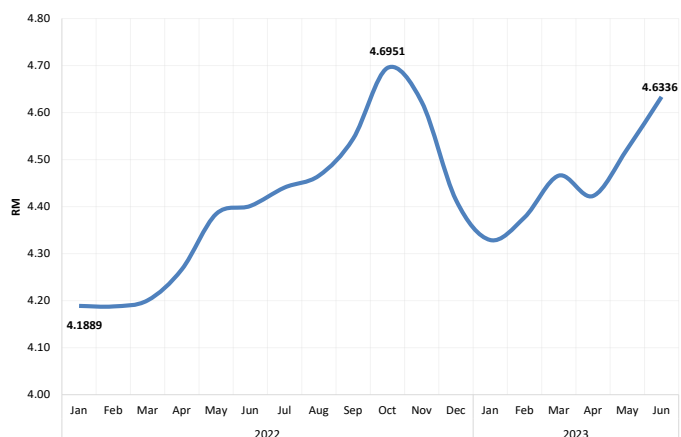
Malaysia-Japan Economic Partnership Agreement (MJEPA)

Malaysia-Pakistan Closer Economic Partnership Agreement (MPCEPA)

Malaysia-New Zealand Free Trade Agreement (MNZFTA)

Malaysia-Chile Free Trade Agreement (MCFTA)

Malaysia-India Comprehensive Economic Cooperation Agreement (MICECA)

Malaysia-Australia Free Trade Agreement (MAFTA)

Malaysia-Turkey Free Trade Agreement (MTFTA)


Note: *Provisional Data
Source: Ministry of Investment, Trade and Industry, Malaysia

Malaysian Ringgit Exchange Rate with Selected Countries, January 2022 - June 2023

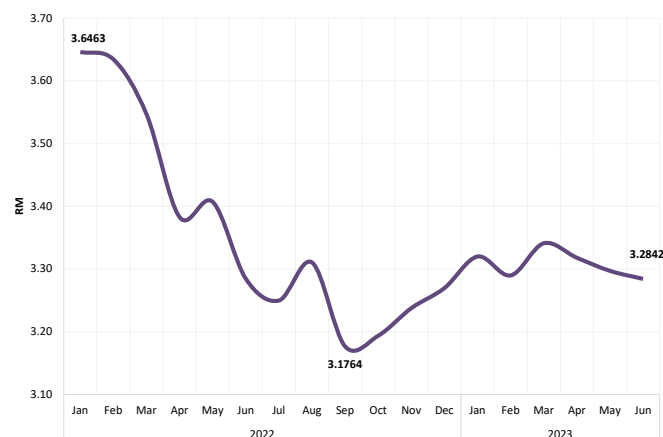
US Dollar

USD 1 = RM



Japanese Yen

JPY 100 = RM



Chinese Yuan

CNY 1 = RM



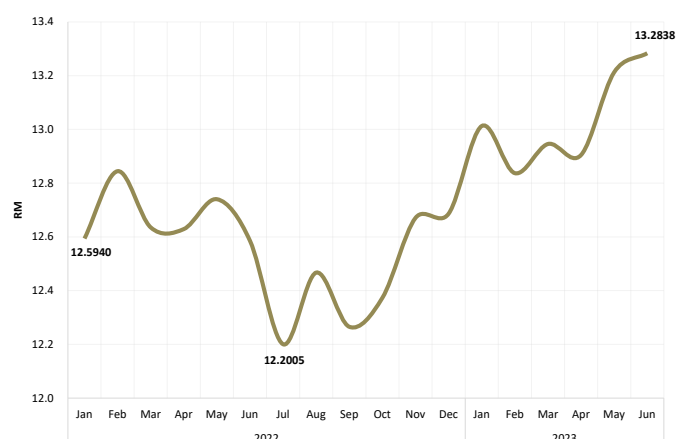
Singapore Dollar

SGD 1 = RM



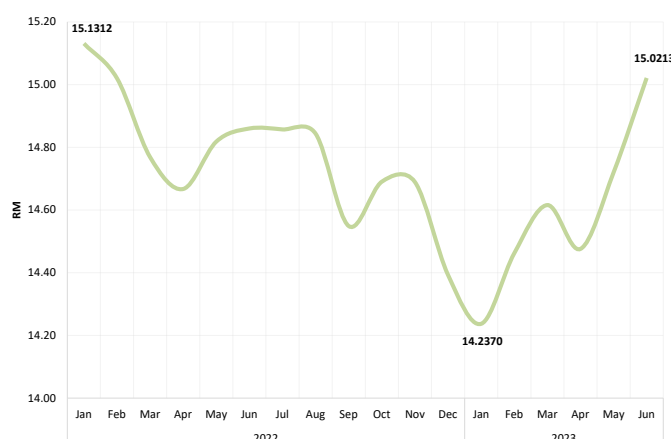
Thai Baht

THB 100 = RM



New Taiwan Dollar

TWD 100 = RM



Source : Bank Negara Malaysia

Commodity Prices

CRUDE PETROLEUM (BRENT) -per bbl-



▲ 1.4%*
US\$74.9
30 Jun 2023

Highest
2022/2023

20 Jan 2023 : US\$87.6
10 June 2022 : US\$122.0

17 March 2023 : US\$73.0
9 Dec 2022 : US\$76.1

Lowest
2022/2023

Average Price 2022ⁱ : US\$99.4

CRUDE PALM OIL -per MT-



▲ 2.4%*
US\$797.2
30 Jun 2023

Highest
2022/2023

3 Mar 2023 : US\$964.5
11 Mar 2022 : US\$1,774.7

2 Jun 2023 : US\$738.1
30 Sep 2022 : US\$715.6

Lowest
2022/2023

Average Price 2022ⁱ : US\$1,171.6

RUBBER SMR 20 -per



▼ 0.4%*
US\$1,328.0
30 Jun 2023

Average Price 2022ⁱ : US\$1,549.9

COCOA SMC 2 -per MT-



▲ 2.3%*
US\$2,025.0
30 Jun 2023

Average Price 2022ⁱ : US\$1,564.5

SUGAR -per lbs-



▼ 5.7%*
US\$22.9
30 Jun 2023

Average Price 2022ⁱ : US\$18.8

COAL -per MT-



▲ 0.8%*
US\$115.5
30 Jun 2023

Average Price 2022ⁱ : US\$290.8

SCRAP IRON HMS -per MT-




▼ 6.3%*
US\$386.3
(high)
May 2023


▼ 7.0%*
US\$354.9
(low)

Average Price 2022ⁱ : US\$469.9 (high)
Average Price 2022ⁱ : US\$426.3 (low)

Domestic Prices May 2023



Billets
(per MT)
RM2,653 - RM2,743



Steel Bars
(per MT)
RM2,785 - RM2,948

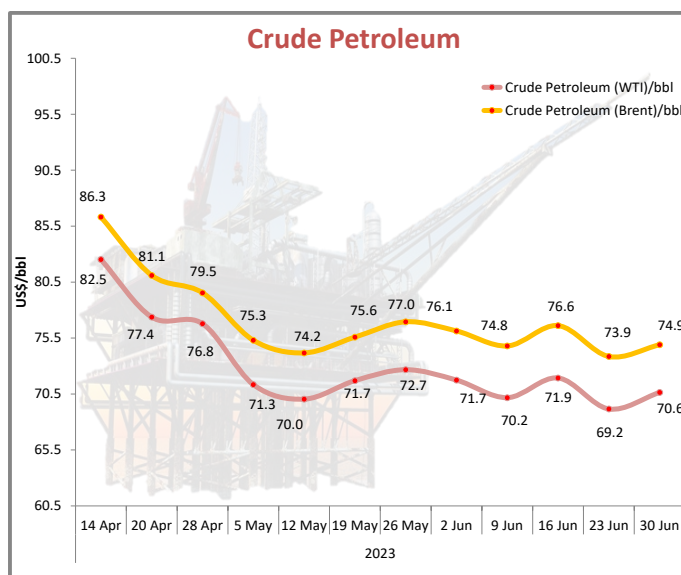
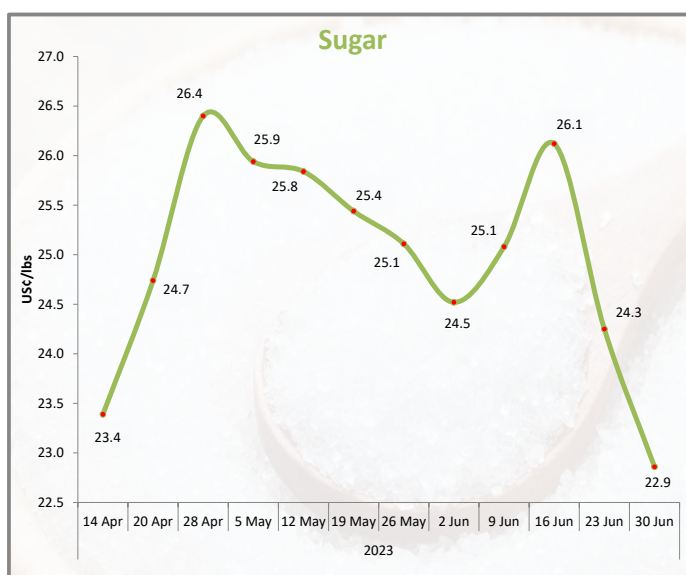
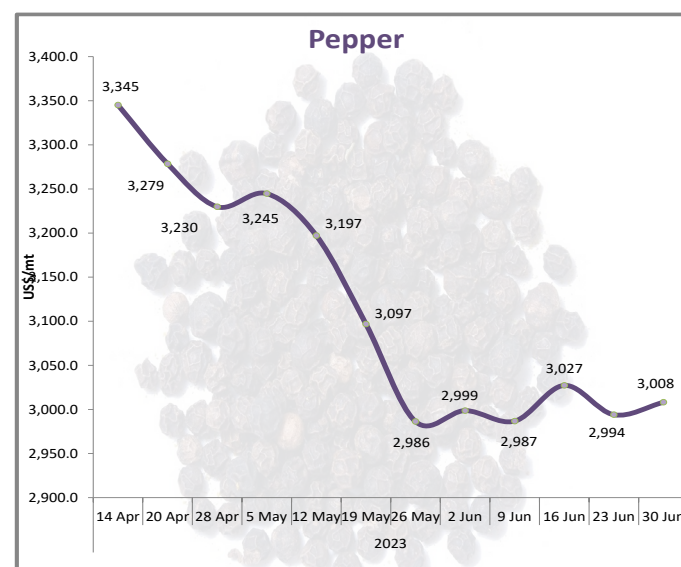
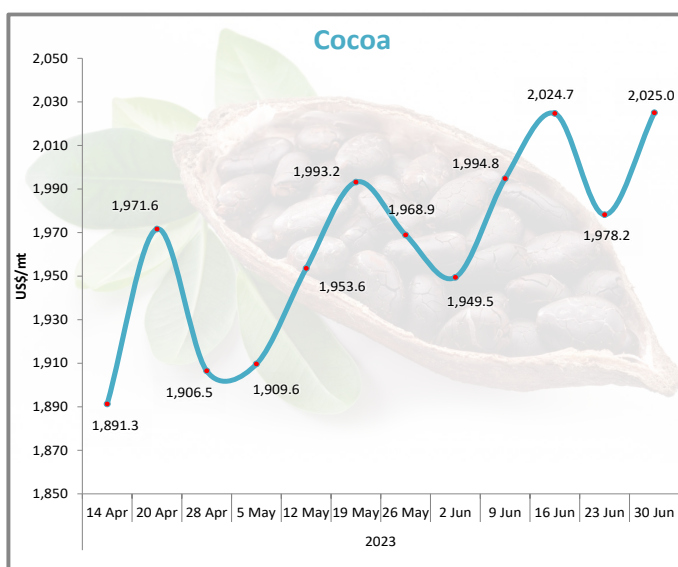
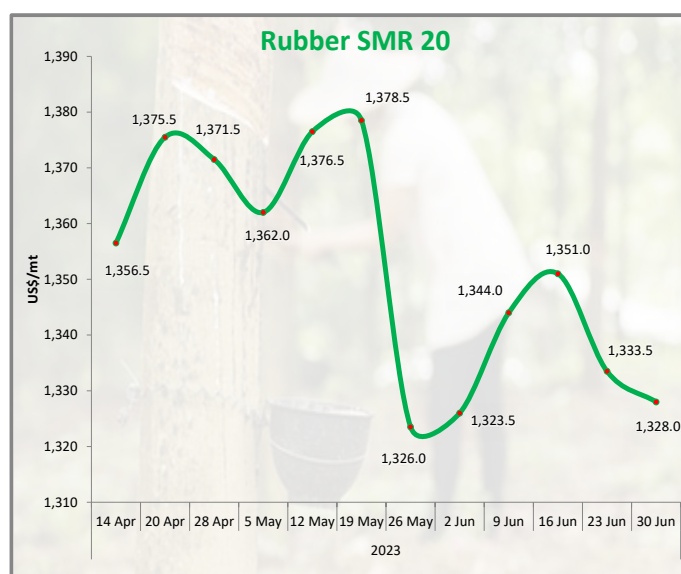
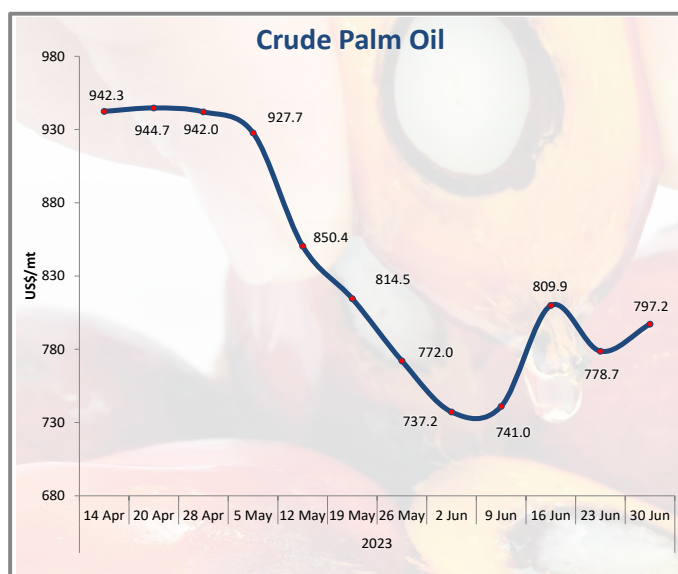
Notes: All figures have been rounded to the nearest decimal point

* Refer to % change from the previous week's price

i Average price in the year except otherwise indicated

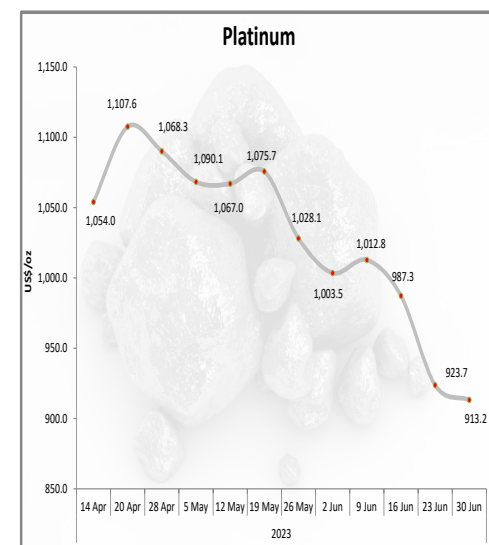
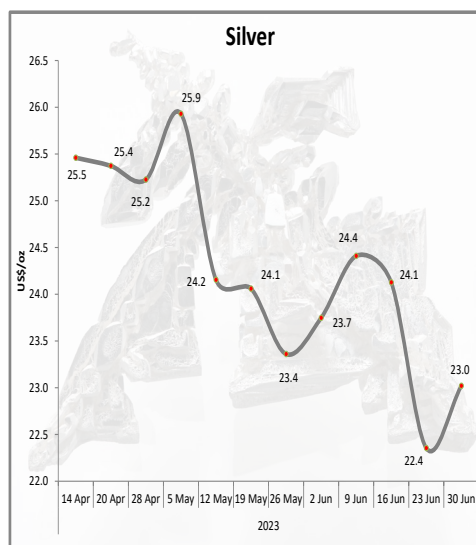
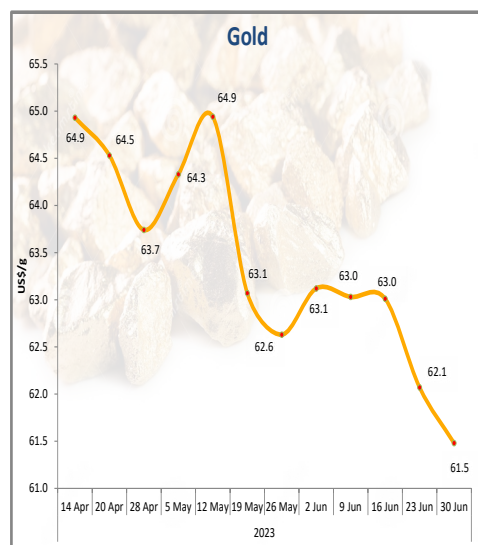
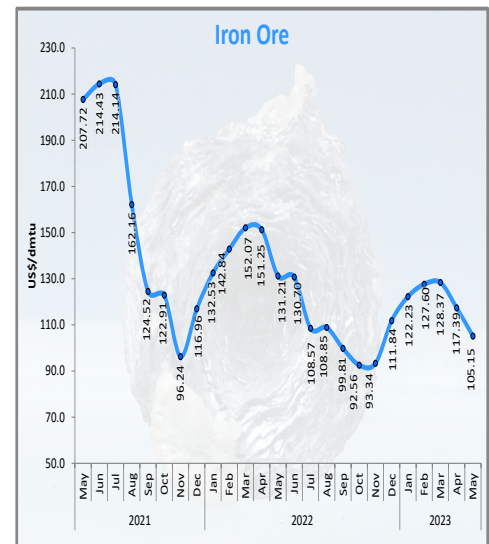
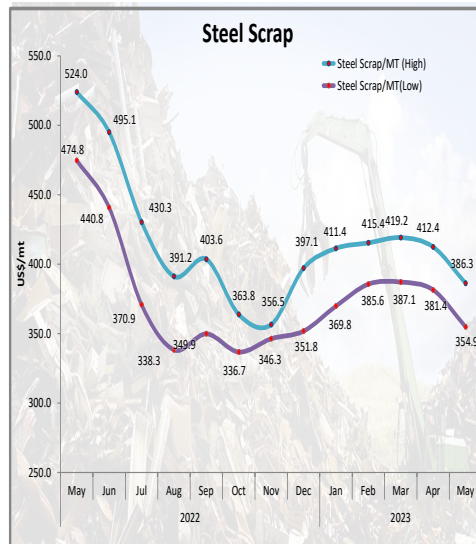
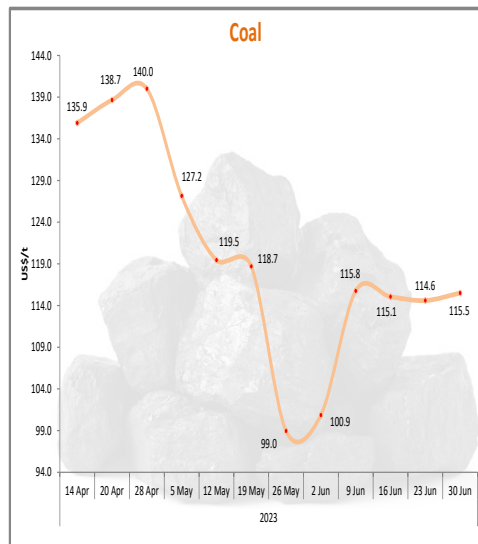
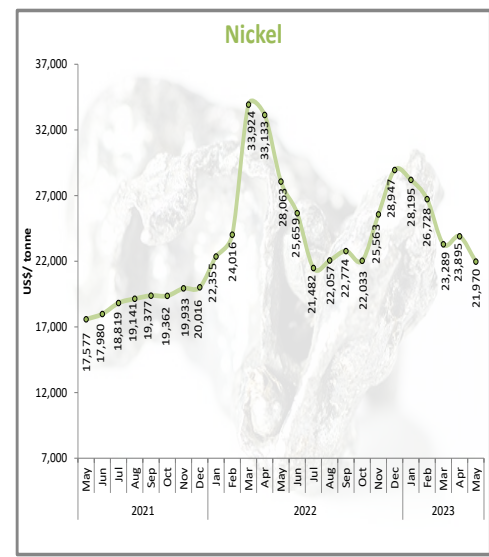
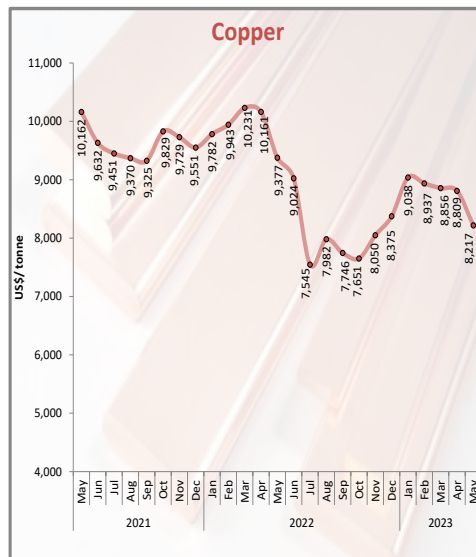
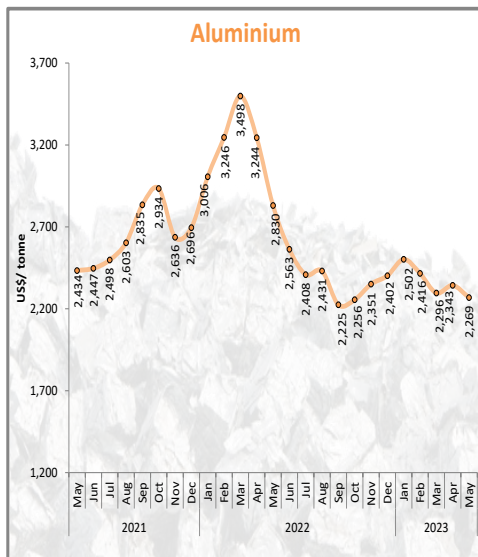
Sources: Ministry of Investment, Trade and Industry, Malaysian Palm Oil Board, Malaysian Rubber Board, Markets Insider, Malaysian Cocoa Board, Malaysian Iron and Steel Industry Federation, and International Sugar Organization.

Commodity Price Trends



Sources: Ministry of Investment, Trade and Industry, Malaysian Palm Oil Board, Malaysian Rubber Board, Malaysian Cocoa Board, Malaysian Pepper Board, International Sugar Organization, Markets Insider.

Commodity Price Trends



Sources: Ministry of Investment, Trade and Industry, Malaysian Iron and Steel Industry Federation, Markets Insider, World Bank, World Gold Council, The Wall Street Journal.

RCEP

REGIONAL COMPREHENSIVE ECONOMIC PARTNERSHIP (RCEP)



RCEP CONSISTS OF

10 ASEAN member countries

5 ASEAN FTA Partner countries

THE RCEP COVERS:

1 Elimination or reduction of import duties



2 Promotion, facilitation, protection and investment liberalisation



3 Protection of intellectual property rights, facilitation in e-commerce



4 Economic and technical cooperation



MAIN OBJECTIVES OF RCEP

1 Strengthening regional value chain



2 User friendly and easy to use



3 Modern, comprehensive and high quality



RCEP

Regional Comprehensive Economic Partnership (RCEP)

The Regional Comprehensive Economic Partnership (RCEP) Agreement is designed to broaden and deepen ASEAN's engagement with Australia, China, Japan, Korea and New Zealand. The objective of the trade agreement is to establish a modern, comprehensive, high-quality, and mutually beneficial economic partnership that will facilitate the expansion of regional trade and investment and contribute to global economic growth and development in the region.



2012

The decision to initiate the Regional Comprehensive Economic Partnership (RCEP) Agreement begins at the 21st ASEAN Summit

2020

The RCEP is officially signed by 10 ASEAN member countries along with five ASEAN FTA partner countries after 31 rounds of formal negotiations

Total Population
2.2 billion

Total GDP US\$24.8 billion
28.9% of the world's GDP

PRIMARY OBJECTIVES

The RCEP Agreement is created to establish a modern, comprehensive, high-quality, and mutually beneficial economic partnership that will facilitate the expansion of regional trade and investment and contribute to global economic growth and development amongst RCEP member countries.

The single regional free trade agreement (FTA) is also intended to strengthen regional value chain for businesses in the region, particularly the Small and Medium Enterprises (SMEs).

It is designed to create and support an open, inclusive, and rules-based multilateral trading system, which will in turn create avenues for market and employment opportunities for businesses and people within the region.

The trade agreement will allow businesses in RCEP member countries to gain access to a much wider regional market. Progressive elimination and reduction of customs duties for trade in goods as well as facilitation of export and import of goods among the RCEP countries will serve to enhance inter and intra-regional trade and investment whilst strengthening regional value chains.

To serve as a vital economic tool to spur economic growth in the region. It will also allow more seamless opening of markets whilst creating uninterrupted supply chains within the region. The trade agreement is also intended to help facilitate transparency, information exchange and better compliance for technical regulations and standards amongst RCEP member countries.

KEY FEATURES OF THE RCEP



Trade In Goods

Progressive elimination of tariff and non-tariff barriers on substantially all trade in goods including the related chapters of rules of origin, customs procedures, sanitary and phytosanitary measures, standards, technical regulations and conformity assessment procedures and trade remedies in order to establish a free trade area among the parties.



Trade In Services

Liberalisation of services sectors, including financial services, telecommunications services and movement of natural persons. The RCEP will be comprehensive, of high quality and substantially eliminate restrictions and/or discriminatory measures with respect to trade in services between the RCEP participating countries. Rules and obligations on trade in services under the RCEP will be consistent with the General Agreement on Trade in Services (GATS).



Investment

Promotion, facilitation, protection and liberalisation of investment. The RCEP will aim to create a liberal, facilitative, and competitive investment environment in the region based on these four pillars in order to create an enabling investment environment in the region along with improved investment facilitation provisions as well as investor aftercare.

Economic & Technical Cooperation

The economic and technical cooperation provisions in the RCEP will build upon existing economic cooperation arrangements between ASEAN and ASEAN's FTA partners to narrow the development gaps amongst member countries. Under the RCEP agreement, cooperation activities will also include trade activities such as include e-commerce and other areas that would be mutually agreed upon by the RCEP participating countries.



Protection Of Intellectual Property Rights

Aimed at reducing IP-related barriers to trade and investment by promoting economic integration and cooperation in the utilization, protection and enforcement of intellectual property rights amongst RCEP member countries.



MINISTRY OF
INTERNATIONAL TRADE AND INDUSTRY



MINISTRY OF INTERNATIONAL TRADE AND INDUSTRY

INDUSTRY4WRD READINESS ASSESSMENT

Get your firm assessed. Be ready for Industry 4.0.

All you need to know about Industry4WRD RA



What is it?

Trained assessors will help you to understand your readiness for Industry 4.0 and make recommendations on where to start your transformation.

Who is eligible? ✓ Manufacturing and its related services sector



- ✓ Valid registration and business licences
- ✓ Company has at least 60% local equity
- ✓ In operation for more than 3 years

What are the benefits?



Identify areas of improvement in terms of people, process and technology.



Receive comprehensive readiness report.



Be entitled to apply for financial incentives.



Process Flow

A FEW SIMPLE STEPS

Incentives for RA

- Government-funded assessment for eligible SMEs.
- Others will get tax exemption on RA fees up to RM27k.



Enquiries

- General: i4.0@miti.gov.my
- RA: industry4wrdr@mpc.gov.my



Readiness Assessment



Apply online at www.miti.gov.my/industry4wrdr



Evaluation by Committees



Onsite Assessment



Receive RA Report

Business Intervention



Develop Intervention Proposal




Apply for Financial Incentives



Implement the Intervention Plan

For more information, kindly click the following links:

<https://www.miti.gov.my/index.php/pages/view/industry4WRD>



#MITIPOCKETTALK

- ✔ Introduction to FTAs
- ✔ Introduction to Preferential Certificate of Origin (PCO)
- ✔ Introduction to Strategic Trade Act 2010



Interested to participate?

[CLICK HERE](#)

ONLINE
(WEBEX)



Send us your suggestions

Kindly click the link below for any comments in this issue. MWB reserves the right to edit and republish letters as reprints.

<http://www.miti.gov.my/index.php/forms/form/13>