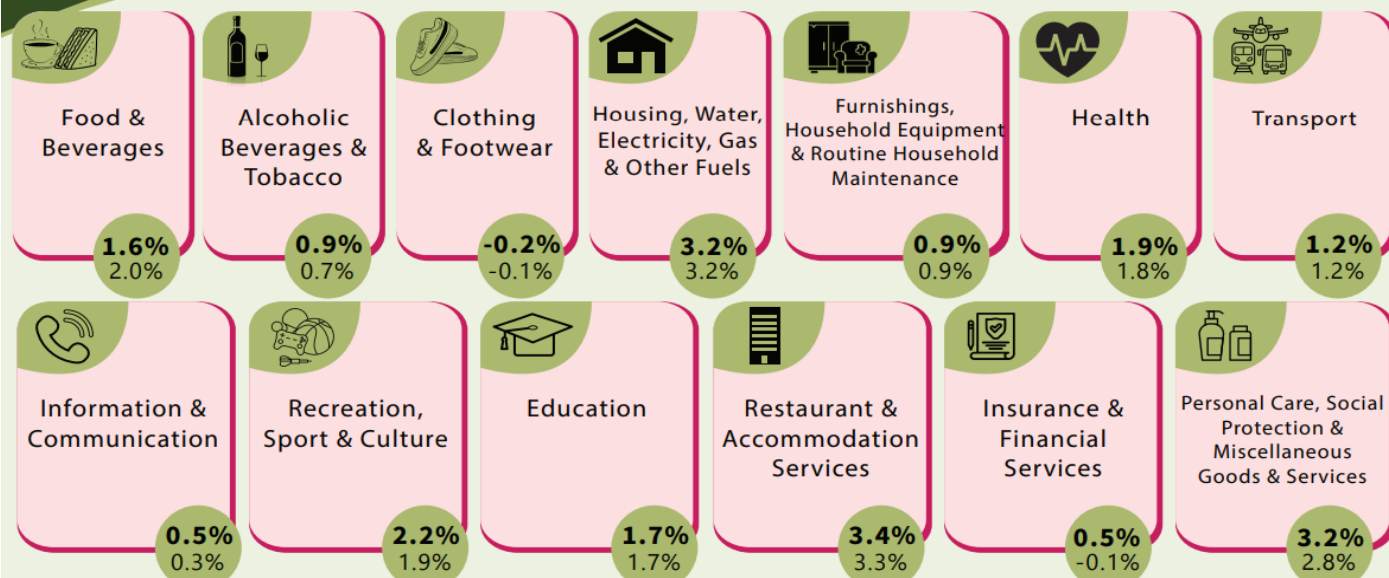


CONSUMER PRICE INDEX, JULY 2024


INFLATION BY MAIN GROUP



CONSUMER PRICE INDEX JULY 2024

Malaysia's Inflation in July 2024 increased at **2.0%**, remained unchanged since May 2024

INFLATION FOR URBAN & RURAL



HEADLINE INFLATION

2.0%
July 2024 | 2.0%
June 2024


CORE INFLATION

1.9%
July 2024 | 1.9%
June 2024

INFLATION WITHOUT FUEL

2.0%
July 2024 | 2.0%
June 2024

INFLATION FOR SUBGROUP OF FOOD & BEVERAGES



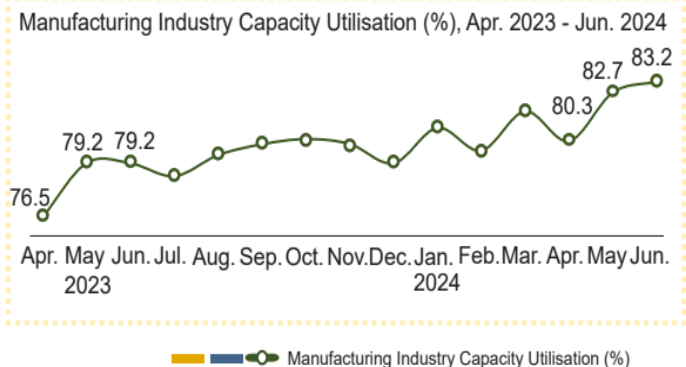
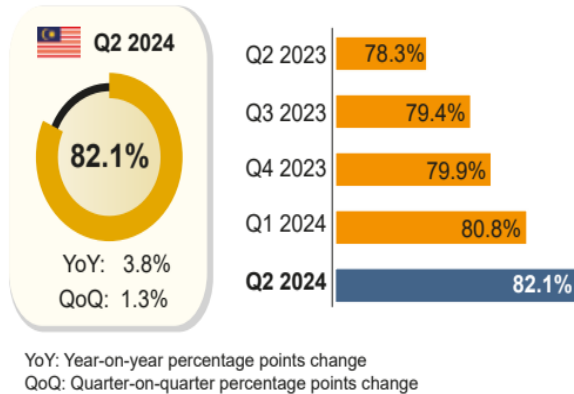
Percentage Change: Year-on-Year

Source: Malaysia's Consumer Price Index (2010=100), Department of Statistic Malaysia (DOSM)

MANUFACTURING INDUSTRY CAPACITY UTILISATION, Q2 2024

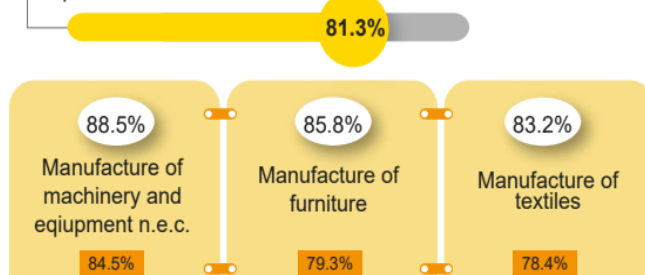
The Manufacturing industry operated at a capacity utilisation of 82.1 per cent in the second quarter of 2024

Second Quarter of 2024

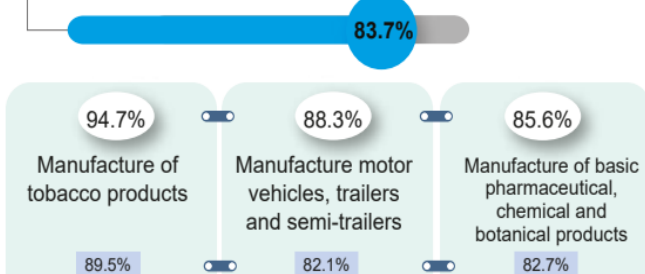


Three industries with the highest capacity utilisation in export-oriented and domestic-oriented industries, Q2 2024

Exports-oriented industries



Domestic-oriented industries

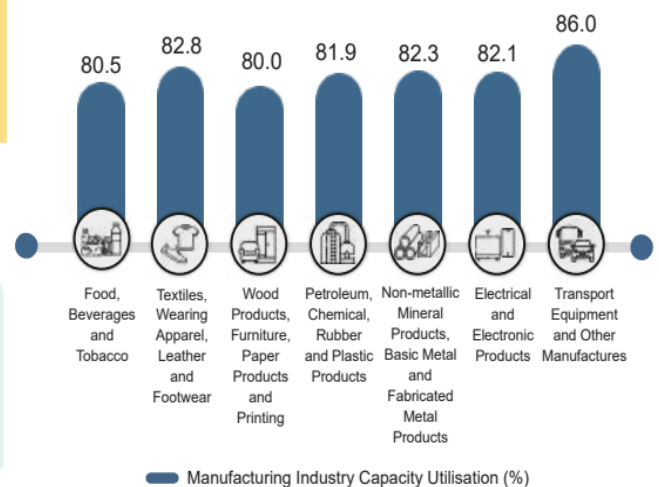


Q2 2024 Q2 2023

Manufacturing Industry Capacity Utilisation by Sub-sector

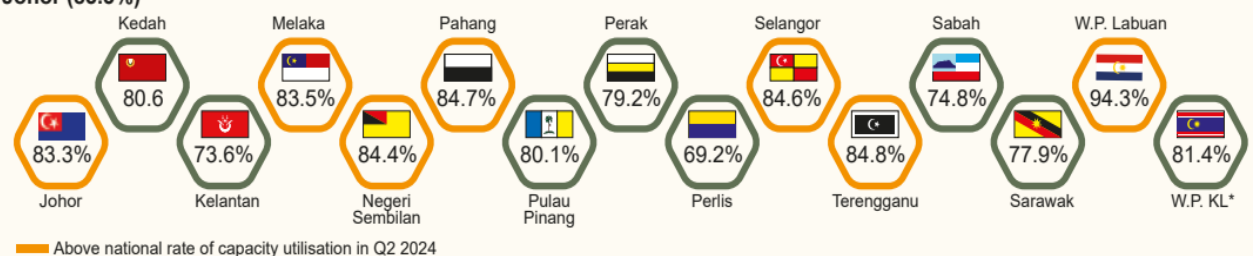
Q2 2024

The Manufacture of transport equipment & other manufactures sub-sector recorded the highest capacity utilisation rate at 86.0 per cent



Manufacturing Industry Capacity Utilisation by State

Seven states demonstrated capacity utilisation rates surpassing the national rate in the second quarter of 2024, namely W.P. Labuan (94.3%), Terengganu (84.8%), Pahang (84.7%), Selangor (84.6%), Negeri Sembilan (84.4%), Melaka (83.5%) and Johor (83.3%)



What is meant by Manufacturing Industry Capacity Utilisation?

Capacity utilisation refers to a ratio of actual output produced to the production of output at full capacity through an optimal combination of machinery, raw materials and labour

$$\text{Capacity Utilisation} = \frac{\text{Actual Level of Output}}{\text{Full Level of Output}} \times 100$$

Notes: * includes W.P. Putrajaya | W.P. - Wilayah Persekutuan | KL - Kuala Lumpur | Q - Quarter

Source: Manufacturing Industry Capacity Utilisation Statistics Second Quarter 2024, Department of Statistics Malaysia (DOSM)

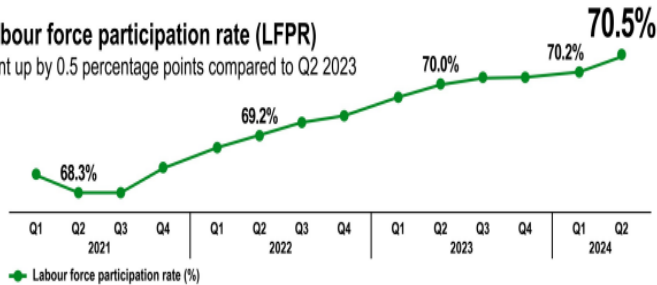
LABOUR MARKET REVIEW, Q2 2024

Unemployment continued to decline in the second quarter of 2024,
in line with increased demand for labour in the economic sector

LABOUR SUPPLY

Labour force participation rate (LFPR)

went up by 0.5 percentage points compared to Q2 2023



17.15 million
labour force

▲ 2.5% YoY
▲ 1.1% QoQ

7.19 million
outside
labour force

▲ 0.1% YoY
▼ -0.1% QoQ

More than 85 per cent did not seek for work
due to schooling and housework



*refer to people who are going for further study, disabled, not interested/ just completed study and retired/ old age



Employed persons
continued to increase,
to **16.59 million persons**



Underemployment situation

169.8 thousand
time-related
underemployment

Rate: 1.0%
▼ -8.9% YoY
▼ -3.2% QoQ

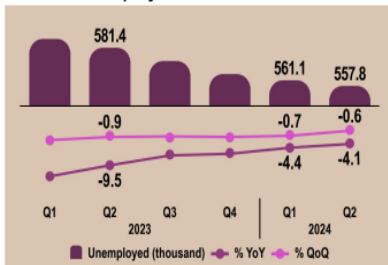
**Skill-related
underemployment rate**



More than one-third
of tertiary-educated
employed persons
are prevalent in
semi-skilled and
low-skilled occupations
recorded

1.94 million persons

National unemployment situation



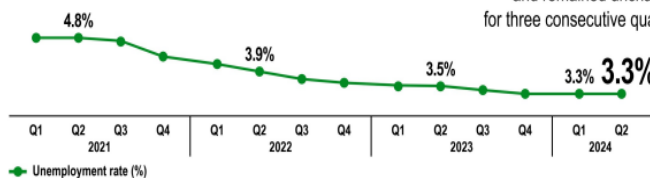
Unemployed

decreased during Q2 2024 to

557.8 thousand persons



Unemployment rate
declined 0.2 percentage points
year-on-year,
and remained unchanged
for three consecutive quarters



Unemployment rate (%)

▲ % YoY: Percentage change year-on-year
▲ % QoQ: Percentage change quarter-on-quarter

LABOUR DEMAND

During Q2 2024

8.96 million jobs in economic sector

increased 1.5 per cent compared to the same quarter of 2023



8.76 million
filled jobs

▲ 1.5% YoY
▲ 0.2% QoQ

Rate of filled jobs
97.9%



191.4 thousand
vacancies

▲ 0.8% YoY
▼ -0.2% QoQ

Rate of vacancies
2.1%



More than half (**56.6%**) of jobs opening
during Q2 2024 were in the **Manufacturing sector**
with a total of **108.3 thousand vacancies**



31.9 thousand
jobs
created

▲ 0.5% YoY
▼ -0.9% QoQ

26.7%
Skilled
62.9%
Semi-skilled
10.5%
Low-skilled
Q2 2024



Total hours worked during Q2 2024

9.61 billion hours ▲ 3.4% YoY ▲ 1.7% QoQ

LABOUR PRODUCTIVITY

Both measures of labour productivity registered
an increase compared to the same quarter of the previous year

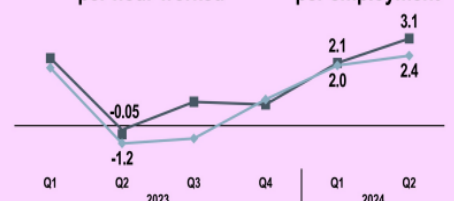
Labour productivity during Q2 2024



RM41.7
per hour worked



RM24,151
per employment



▲ Value added per hour worked (% YoY) ▲ Value added per employment (% YoY)


Source: Labour Market Review, Second Quarter 2024, Department of Statistics Malaysia

LABOUR PRODUCTIVITY, Q2 2024



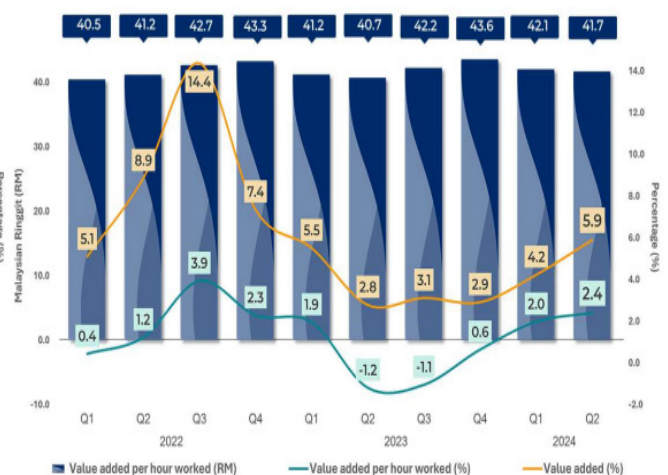
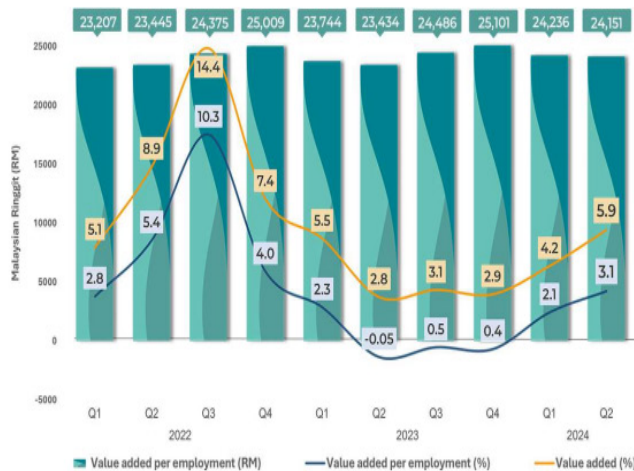
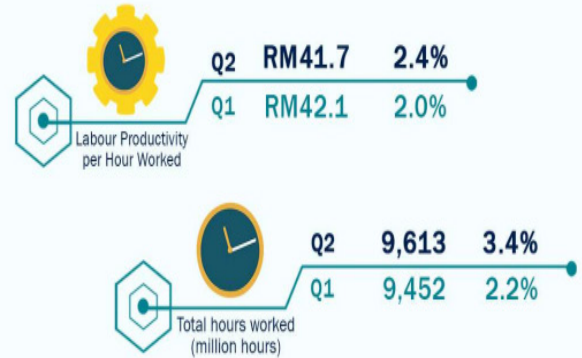
Labour Productivity Value Added per Employment

Labour productivity per employment in
Q2 2024 grew 3.1% to post
value added per employment at **RM24,151**.



Labour Productivity Value Added per Hour Worked

Labour productivity per hour worked
increase 2.4% in Q2 2024 to record
value added per hour worked at **RM41.7**.



LABOUR PRODUCTIVITY BY SECTORS



RM24.5 ▲6.3%
Q1 24: RM23.4

RM13,271 ▲6.0%
Q1 24: RM12,608



RM516.4 ▲4.0%
Q1 24: RM555.7

RM311,331 ▲2.5%
Q1 24: RM343,404



RM55.6 ▲3.0%
Q1 24: RM54.8

RM33,054 ▲3.1%
Q1 24: RM32,532



RM19.7 ▲19.9%
Q1 24: RM18.7

RM11,466 ▲16.3%
Q1 24: RM11,057



RM39.3 ▲0.7%
Q1 24: RM40.1

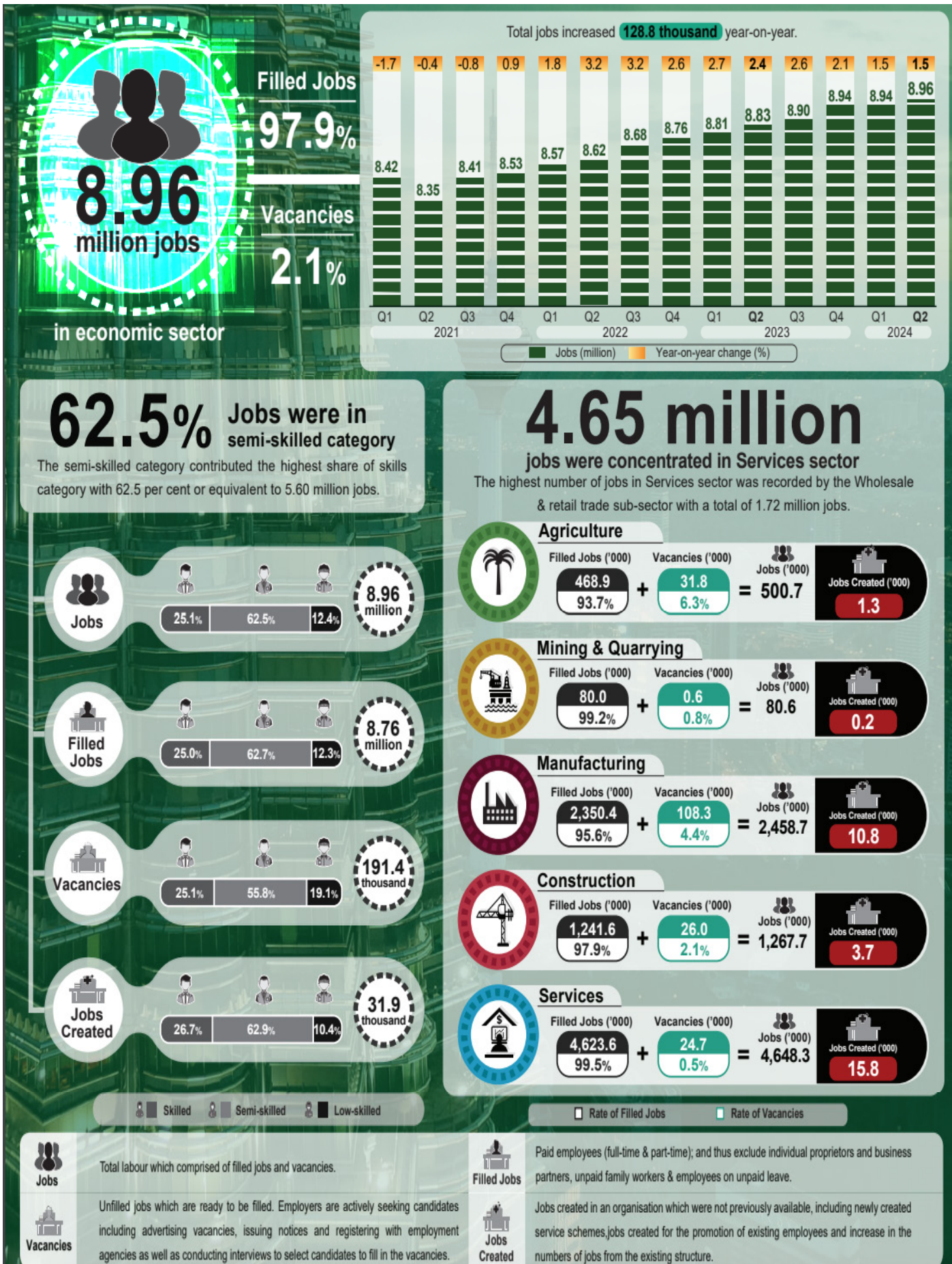
RM22,875 ▲2.2%
Q1 24: RM23,079

Labour Productivity per Hour Worked
Labour Productivity per Employment

%- Refers to the annual percentages from
the same quarter of the previous year

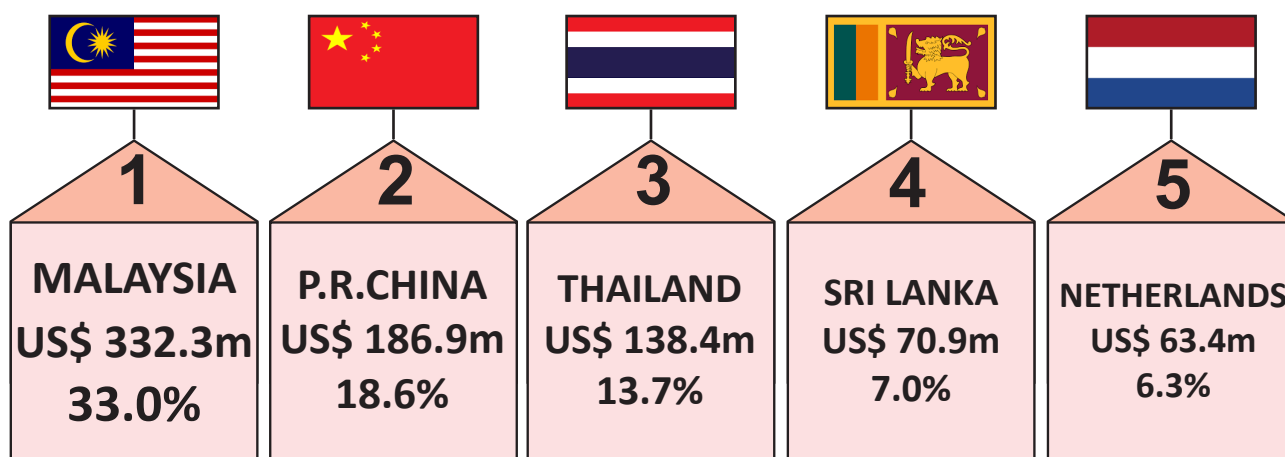
SOURCE: LABOUR PRODUCTIVITY, SECOND QUARTER 2024, DEPARTMENT OF STATISTICS MALAYSIA (DOSM)

EMPLOYMENT STATISTICS, Q2 2024




MALAYSIA AS WORLD LARGEST EXPORTERS OF SURGICAL GLOVES, OF VULCANISED RUBBER

In 2023, Malaysia's export of Surgical gloves, of vulcanised rubber (excluding fingerstalls) recorded US\$ 332.3 million which was 33.0% share to the world exports.



Notes:
-HS401511
-% refer to share in world exports

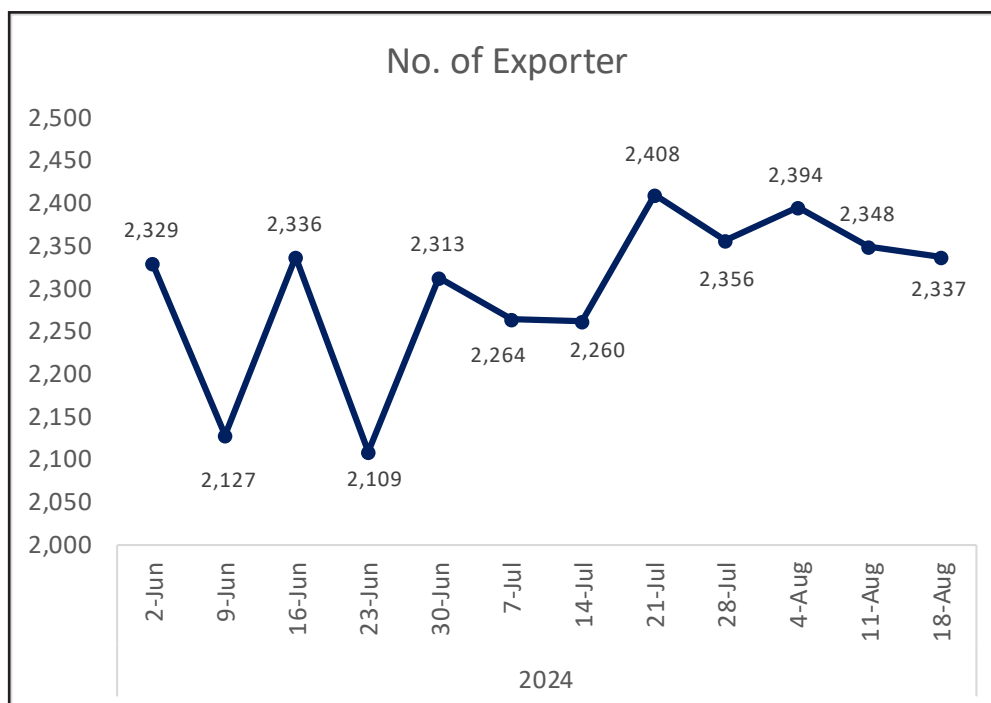
MALAYSIA'S TOP EXPORT DESTINATIONS



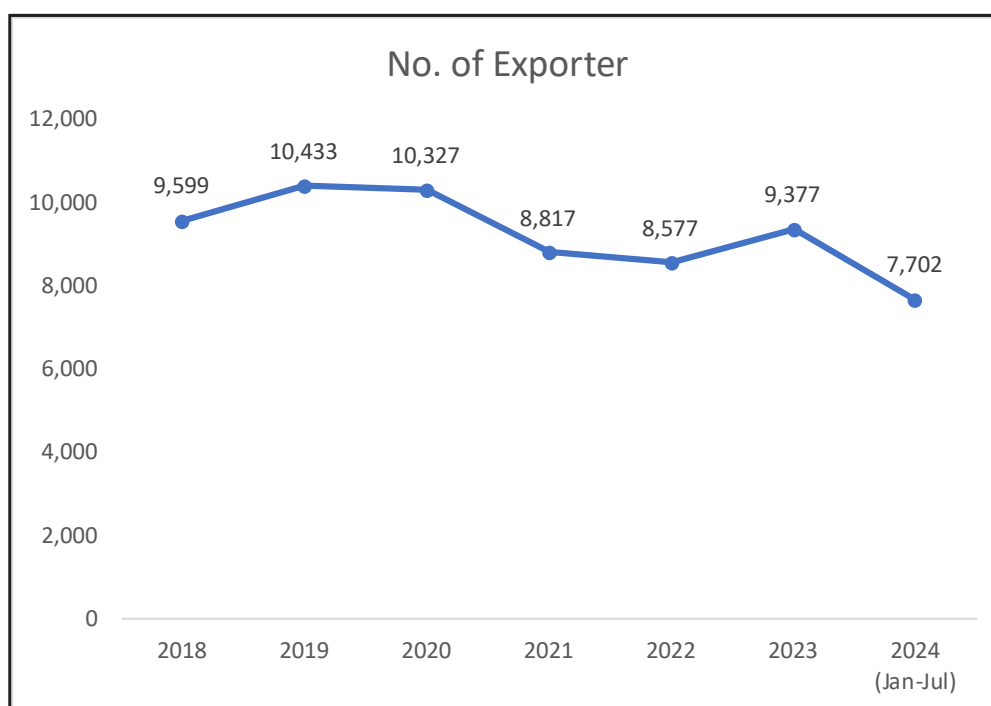
Source: <https://www.trademap.org/index.aspx>

Number of Exporter using Preferential Certificates of Origin (PCOs) as at 18 August 2024

Weekly



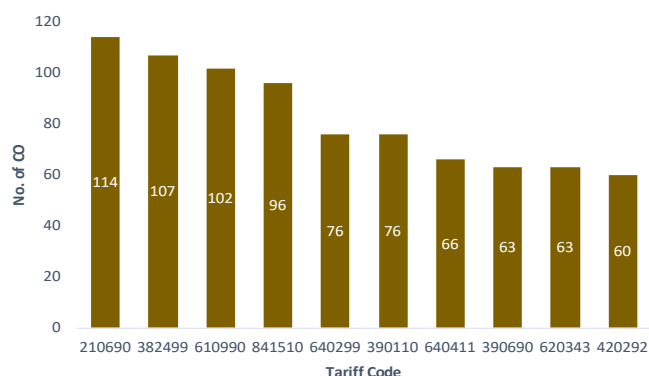
Annually



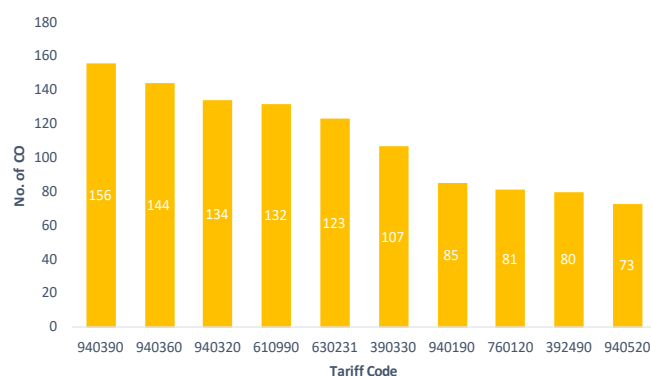
Note: *Provisional Data
Source: Ministry of Investment, Trade and Industry, Malaysia

Weekly Top Product by Preferential Certificates of Origin (PCOs) as at 18 August 2024

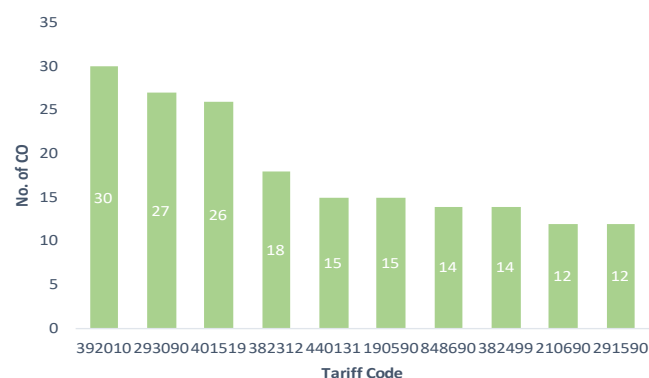
ASEAN Trade in Goods Agreement (ATIGA)



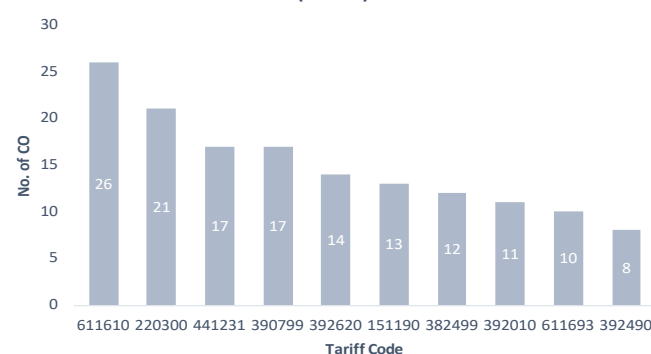
ASEAN-China Free Trade Agreement (ACFTA)



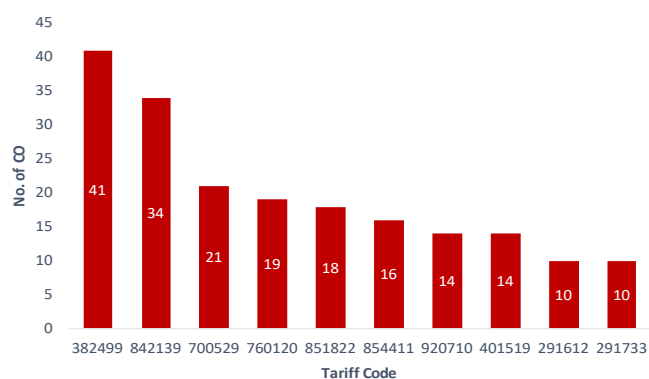
ASEAN-Korea Free Trade Agreement (AKFTA)



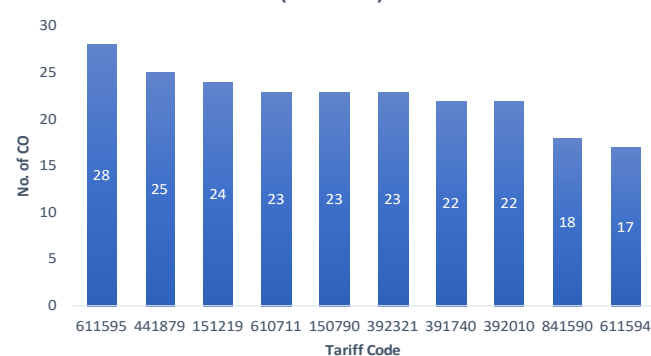
ASEAN-Japan Comprehensive Economic Partnership
(AJCEP)



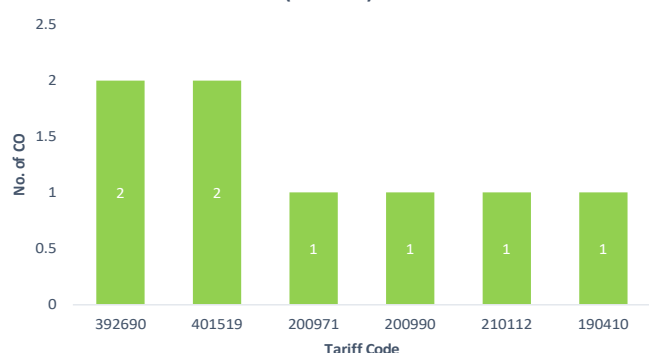
ASEAN-India Free Trade Agreement (AIFTA)



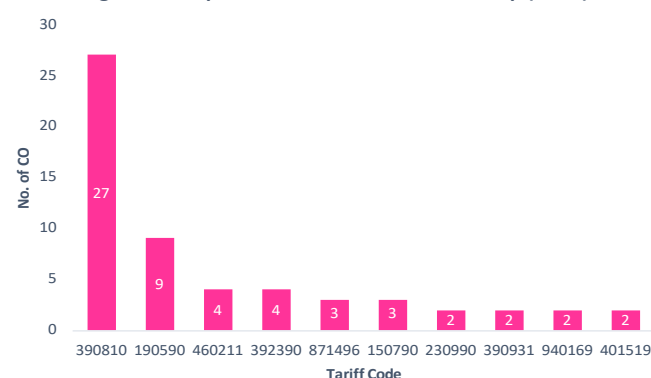
ASEAN-Australia-New Zealand Free Trade Agreement
(AANZFTA)



ASEAN-Hong Kong, China Free Trade Agreement
(AHKFTA)



Regional Comprehensive Economic Partnership (RCEP)

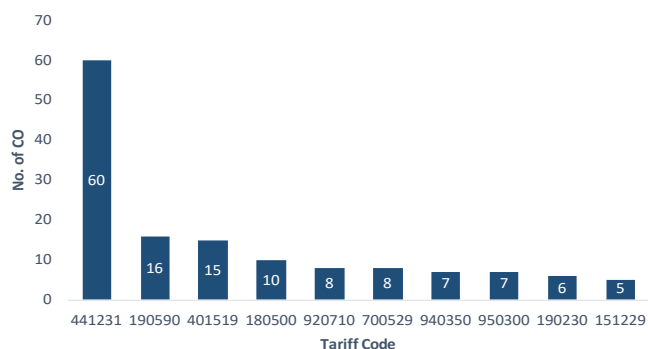


Note: *Provisional Data

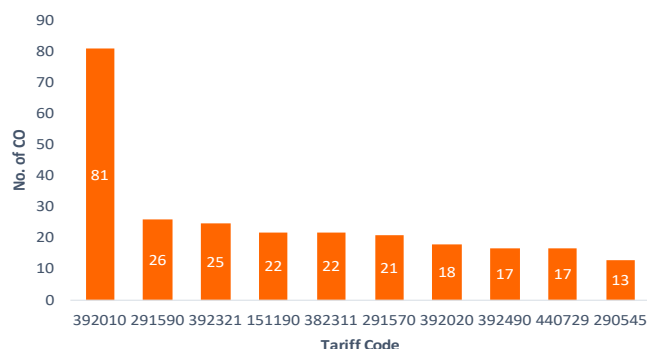
Source: Ministry of Investment, Trade and Industry, Malaysia

Weekly Top Product by Preferential Certificates of Origin (PCOs) as at 18 August 2024

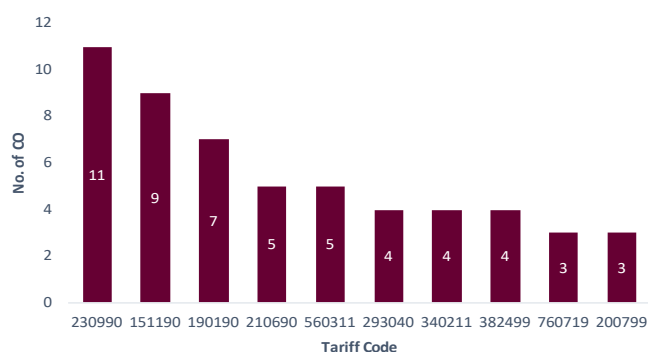
Comprehensive & Progressive Agreement for Trans-Pacific Partnership (CPTPP)



Malaysia-Japan Economic Partnership Agreement (MJEPA)



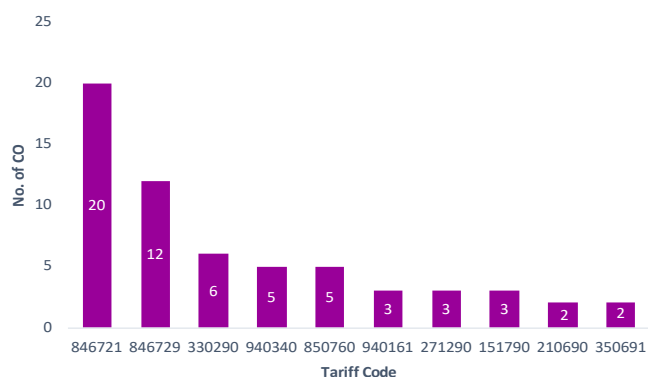
Malaysia-Pakistan Closer Economic Partnership Agreement (MPCEPA)



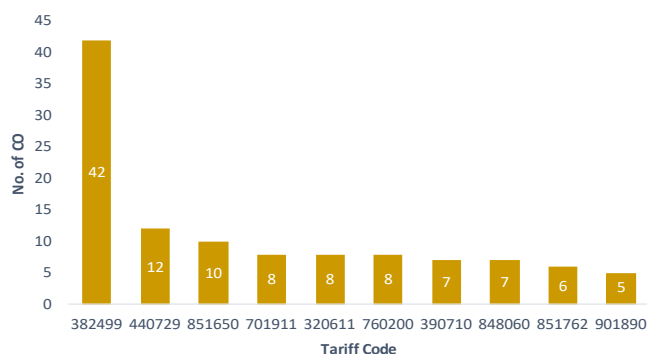
Malaysia-New Zealand Free Trade Agreement (MNZFTA)



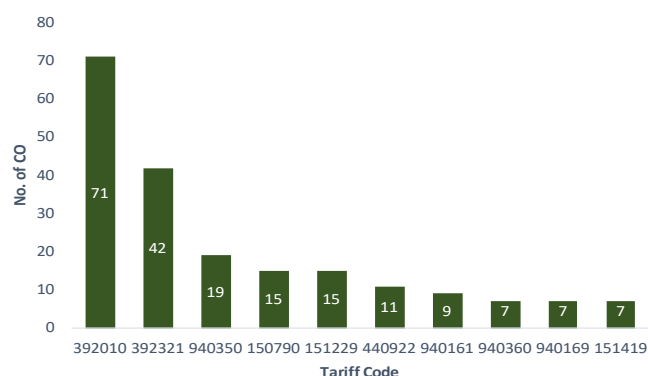
Malaysia-Chile Free Trade Agreement (MCFTA)



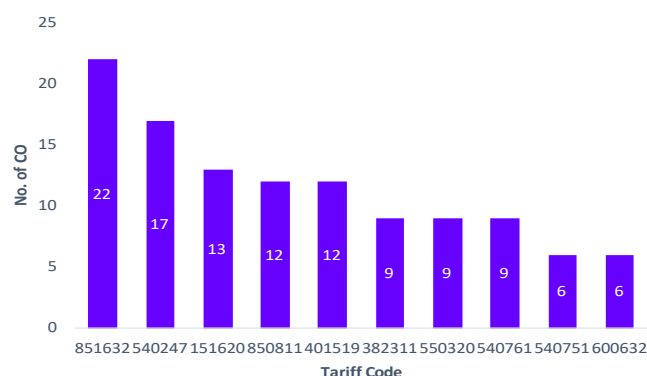
Malaysia-India Comprehensive Economic Cooperation Agreement (MICECA)



Malaysia-Australia Free Trade Agreement (MAFTA)



Malaysia-Turkey Free Trade Agreement (MTFTA)

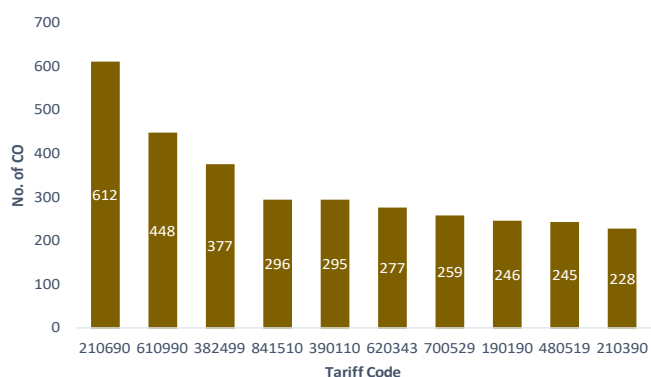


Note: *Provisional Data

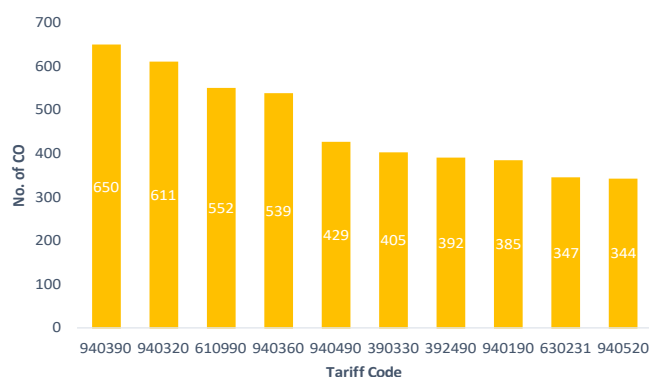
Source: Ministry of Investment, Trade and Industry, Malaysia

Monthly Top Product by Preferential Certificates of Origin (PCOs) as at July 2024

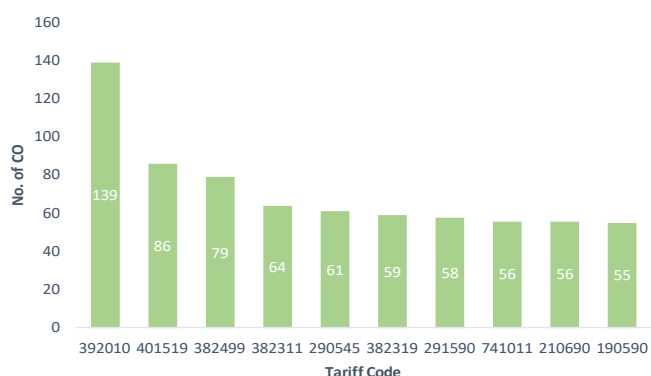
ASEAN Trade in Goods Agreement (ATIGA)



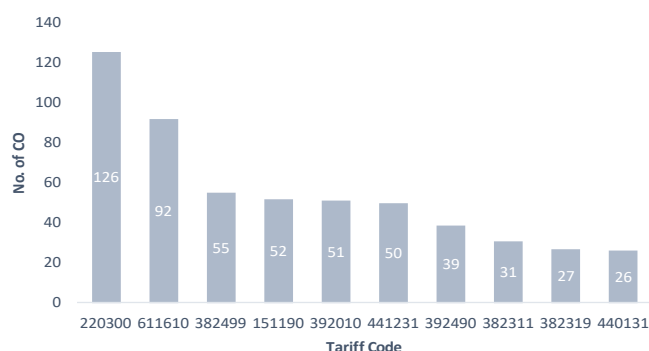
ASEAN-China Free Trade Agreement (ACFTA)



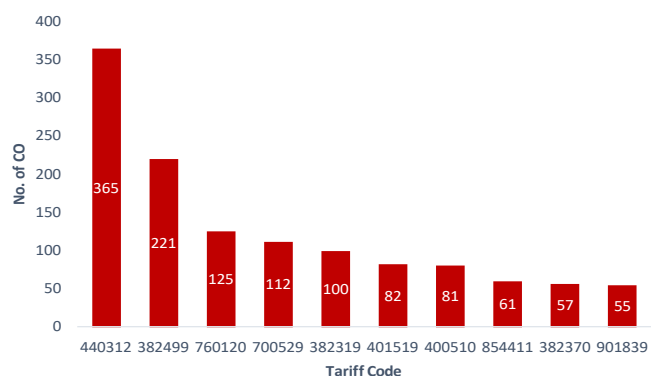
ASEAN-Korea Free Trade Agreement (AKFTA)



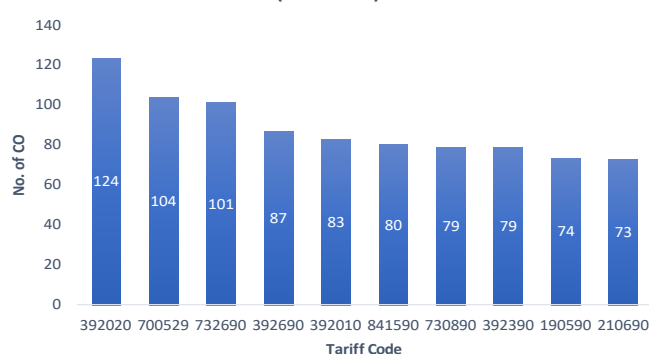
ASEAN-Japan Comprehensive Economic Partnership (AJCEP)



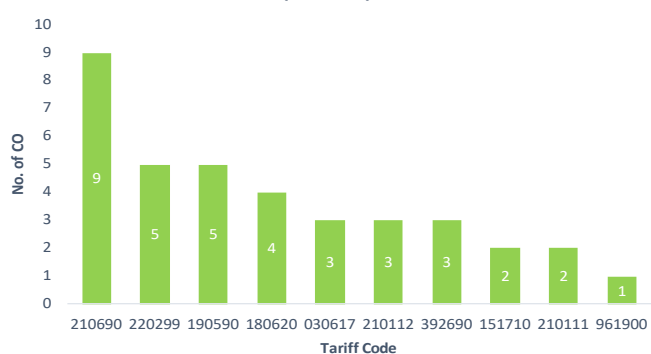
ASEAN-India Free Trade Agreement (AIFTA)



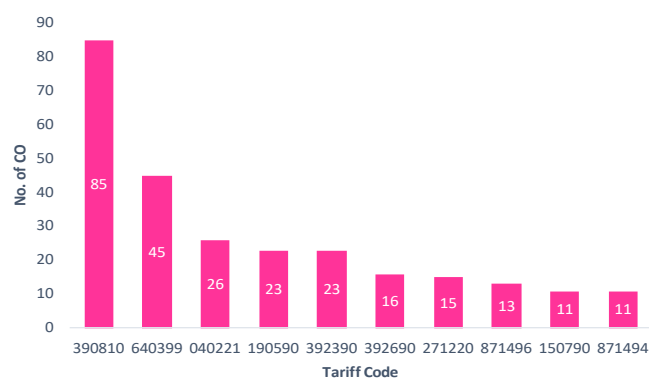
ASEAN-Australia-New Zealand Free Trade Agreement (AANZFTA)



ASEAN-Hong Kong, China Free Trade Agreement (AHKFTA)



Regional Comprehensive Economic Partnership (RCEP)

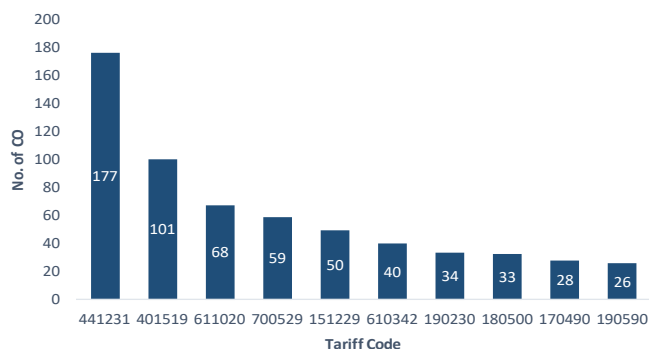


Note: *Provisional Data

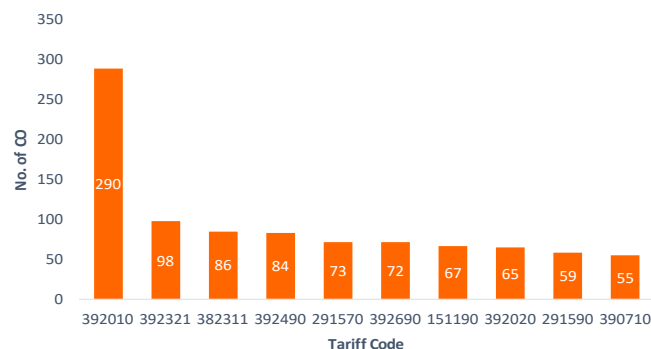
Source: Ministry of Investment, Trade and Industry, Malaysia

Monthly Top Product by Preferential Certificates of Origin (PCOs) as at July 2024

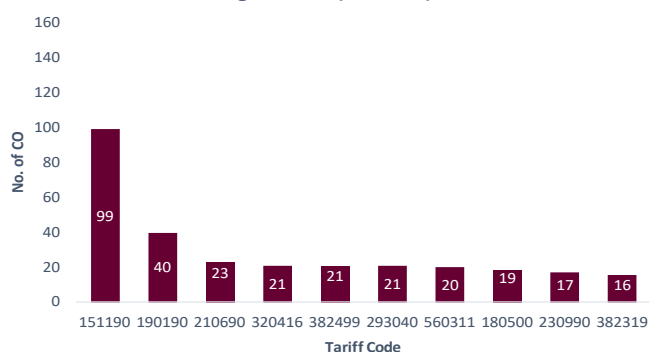
Comprehensive & Progressive Agreement for Trans-Pacific Partnership (CPTPP)



Malaysia-Japan Economic Partnership Agreement (MJEPA)



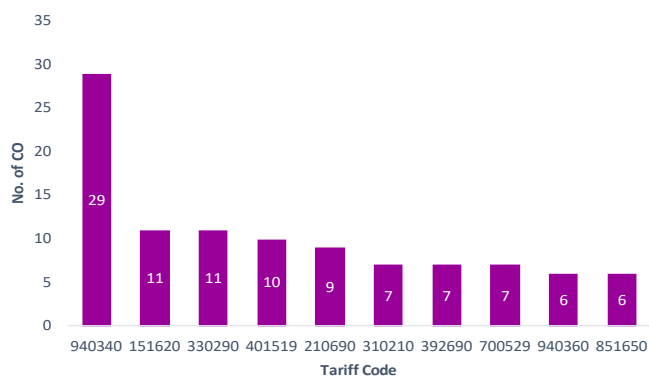
Malaysia-Pakistan Closer Economic Partnership Agreement (MPCEPA)



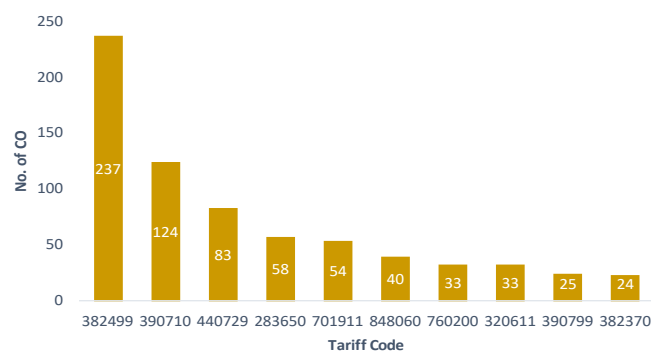
Malaysia-New Zealand Free Trade Agreement (MNZFTA)



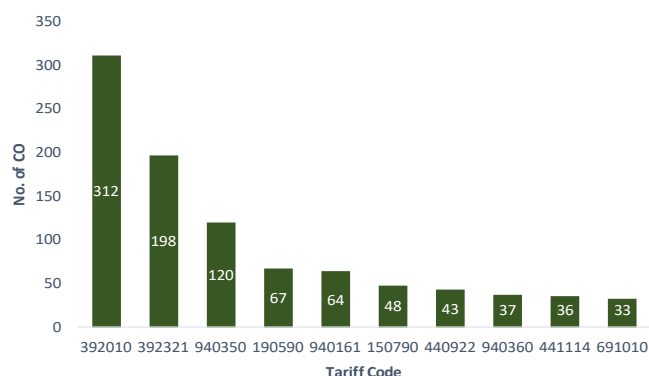
Malaysia-Chile Free Trade Agreement (MCFTA)



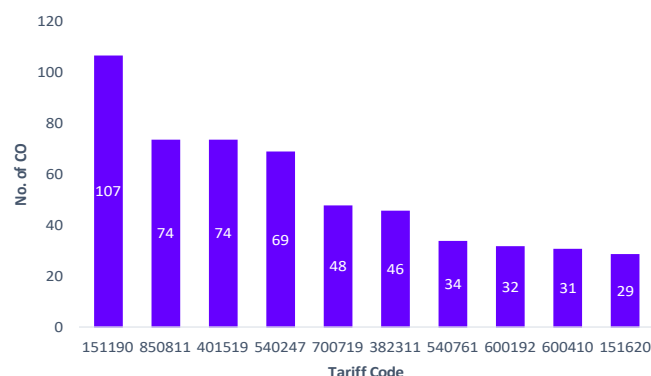
Malaysia-India Comprehensive Economic Cooperation Agreement (MICECA)



Malaysia-Australia Free Trade Agreement (MAFTA)



Malaysia-Turkey Free Trade Agreement (MTFTA)



Note: *Provisional Data

Source: Ministry of Investment, Trade and Industry, Malaysia

Tariff Code Descriptions

040210	Milk powder not exceeding 1.5% fat	440729	Lumber, tropical hardwood nes, sawn lengthwise >6mm
040221	Milk and cream powder unsweetened exceeding 1.5% fat	440922	Nonconiferous tropical wood continuously shaped along any edge, end or face w/n planed, sanded/edge-jointed
150790	Soya-bean oil and its fractions, refined but not chemically modified	440929	Wood, incl. strips & friezes for parquet flooring, not assembled, non-coniferous
151190	Palm oil and its fractions refined but not chemically modified	441114	Medium density fibreboard MDF of wood, of a thickness > 9 mm
151219	Sunflower-seed/safflower oil&their fractions refined but not chem modified	441231	Plywood consisting solely of sheets of wood <= 6 mm thick, with at least 1 outer ply of tropical wood
151229	Cotton-seed and its fractions refined but not chemically modified	441879	Flooring panels, assembled, of wood (excl. multilayer panels and floor
151419	Low erucic acid rapeseed or colza oil "fixed oil which has an erucic acid	460211	Basketwork, wickerwork & other articles, made directly to shape from bamboo
151620	Veg fats & oils&fractions hydrogenated,inter/re-esterified,etc,ref'd/not	480519	Fluting paper, uncoated, in rolls of a width > 36 cm or in square or rectg
151710	Margarine, excluding liquid margarine	481190	Paper,in rolls o sheets,ctd,impreg,cov,surf-col,surf-dec o printd,nes
151790	Edible mx/prep of animal/veg fats&oils/of fractions ex hd No 15.16	481810	Toilet paper
180310	Cocoa paste not defatted	540247	Filament yarn of polyester, single, untwisted incl. monofilament of < 67 decitex
180500	Cocoa powder, not containing added sugar or other sweetening matter	540751	Woven fabrics,>/=85% of textured polyester filaments, unbl or bl, nes
180620	Chocolate&other food preparations containg cocoa weighg more than 2 kg	540761	Woven fabric >85% non-textured polyester filaments
190190	Malt extract&food prep of Ch 19 <50% cocoa&hd 0401 to 0404 < 10% cocoa	550320	Staple fibres of polyesters, not carded or combed
190230	Pasta nes	560311	Nonwovens, man-made filaments weighing <25g/m2
190410	Prep foods obtained by the swelling o roastg of cereal o cereal products	600192	Pile knitted or crocheted fabrics, of man-made fibres, nes
190532	Waffles and wafers	600410	Knitted or crocheted fabrics, of a width of > 30 cm, containing >= 5% of elastomeric yarn
190590	Communion wafers,empty cachets f pharm use&sim prod&bakers' wares nes	600632	Dyed fabrics, knitted or crocheted, of synthetic fibres, of a width of 60711
200799	Jams,fruit jellies,fruit/nut purée&paste,ckd prep,sugard,sweetend/not	610711	Mens/boys underpants and briefs, of cotton, knitted
200971	Apple juice, unfermented, Brix value <= 20 at 20°C, whether or not con	610990	T-shirts, singlets and other vests, of other textile materials, knitted
200990	Mixtures of juices unfermented¬ spiritd whether o not sugard o sweet	611020	Pullovers, cardigans and similar articles of cotton, knitted
210111	Coffee extracts, essences, concentrates	611594	Full-length or knee-length stockings, socks and other hosiery, incl. f
210112	Coffee preparations based on extract/essence/conc.	611595	Full-length or knee-length stockings, socks and other hosiery, incl. f
210390	Sauces and preparations nes and mixed condiments and mixed seasonings	611610	Gloves impregnated, coated or covered with plastics or rubber, knitted
210690	Food preparations nes	611693	Gloves, mittens and mitts, nes, of synthetic fibres, knitted
220299	Nonalcoholic beverages, nes (including milk-based drinks)	620343	Mens/boys trousers and shorts, of synthetic fibres, not knitted
220300	Beer made from malt	620463	Womens/girls trousers and shorts, of synthetic fibres, not knitted
230990	Animal feed preparations nes	630231	Bed linen, of cotton, nes
271019	Light petroleum distillates nes	640299	Footwear, outer soles/uppers of rubber or plastics, nes
271220	Paraffin wax containing by weight less than 0.75% of oil	640399	Footwear, outer soles of rubber/plastics uppers of leather, nes
271290	Mineral waxes nes and similar products obtained by synthesis etc	640411	Sports footwear w outer soles of rubber o plastics&uppers of tex mat
283650	Calcium carbonate	691010	Ceramic sinks,wash basins etc&sim sanitary fixtures of porcelain/china
290517	Dodecan-1-ol, hexadecan-1-ol and octadecan-1-ol	700239	Tubes of glass nes
290531	Ethylene glycol (ethanediol)	700529	Float glass etc in sheets, non-wired nes
290545	Glycerol	701911	Chopped strands o glass fibres, length, 50mm
291570	Palmitic acid, stearic acid, their salts and esters	730890	Structures & parts of structures,i/s (ex prefab bldgs of headg no.9406)
291590	Saturated acyclic monocarboxylic acids and their derivatives, nes	731815	Bolts o screws nes,with o without their nuts o washers,iron o steel
291612	Acrylic acid esters	732393	Table,kitchen or other household art&parts thereof,stainless steel, nes
291733	Dinonyl or didecyl orthophthalates	732399	Table,kitchen or oth household art&parts thereof,of iron or steel, nes
293040	Methionine	760120	Aluminium unwrought, alloyed
293090	Organo-sulphur compounds, nes	760200	Waste and scrap, aluminium
320416	Reactive dyes and preparations based thereon	760719	Foil, aluminium, not backed & not exceed 0.2mm thick, nes
320611	Titanium pigments and preps, >80% titanium oxide	841510	Air conditioning machines window or wall types, self-contained
321410	Mastics; painters' fillings	841590	Parts of air conditioning machines
330290	Mixtures of odoriferous subst f use as raw materials in industry, nes	842139	Filtering or purifying machinery & apparatus for gases nes
330499	Beauty or make-up preparations nes; sunscreen or sun tan preparations	846721	Drills of all kinds for working in the hand, with self-contained elect
340130	Organic surface-active products and preparations for washing the skin,	846729	Electro-mechanical tools for working in the hand, with self-contained
340211	Anionic surface-active agents	847490	Pts of sortg/screeng/mixg/crushg/ grinding/washing/ agglomeratg mach etc
340490	Artificial and prepared waxes, nes	848060	Moulds for mineral materials
350691	Adhesives based on rubber or plastics, nes	848690	Parts & accessories for machines & apparatus of a kind used solely for manuf of semiconductors
382311	Stearic acid	850720	Lead-acid electric accumulators nes
382312	Oleic acid	850760	Lithium-ion accumulators (excl. spent)
382319	Industrial fatty acids, acid oils nes	850811	Vacuum cleaners, incl. dry cleaners & wet vacuum cleaners, with self
382370	Industrial fatty alcohols	851632	Electro-thermic hair-dressing apparatus, nes
382499	Chemical products & preparations of the chemical or allied industries, N.E.S.O.I.; residual products of the chemical or allied industries, N.E.S.O.I	851650	Microwave ovens
390110	Polyethylene having a specific gravity of less than 0.94	851762	Machines f for the reception, conversion and transmission or regeneratio
390330	Acrylonitrile-butadiene-styrene (ABS) copolymers	851822	Multiple loudspeakers, mounted in the same enclosure
390690	Acrylic polymers nes, in primary forms	854411	Insulated (incl enamelled or anodised) winding wire of copper
390710	Polyacetals	871492	Bicycle wheel rims & spokes
390760	Polyethylene terephthalate	871494	Bicycle brakes, incl coaster braking hubs, & parts thereof
390799	Polyesters nes, in primary forms	871496	Bicycle pedals & crank-gear & parts thereof
390810	Polyamide-6, -11, -12, -6,6, -6,9, -6,10 or -6,12	901839	Needles, catheters, cannulae & the like, nes
390931	Poly (methylene phenylene isocyanate) (crude mdi, polymeric mdi)	901890	Instruments & appliances used in medical or veterinary sciences, nes
391740	Fittings, plastic	920710	Keyboard instruments, excl accordions, sound generated/amplified electricly
392010	Film and sheet etc, non-cellular etc, of polymers of ethylene	940161	Seats with wooden frames, upholstered nes
392020	Film and sheet etc, non-cellular etc, of polymers of propylene	940169	Seats with wooden frames, nes
392321	Sacks and bags (including cones) of polymers of ethylene	940190	Parts of seats other than those of heading 94.02
392390	Articles for the conveyance or packing of goods nes, of plastics	940320	Furniture, metal, nes
392490	Household and toilet articles nes, of plastics	940340	Kitchen furniture, wooden, nes
392620	Apparel and clothing accessories (incl gloves) of plastic	940350	Bedroom furniture, wooden, nes
392690	Articles of plastics or of other materials of Nos 39.01 to 39.14 nes	940360	Furniture, wooden, nes
400122	Technically specified natural rubber (TSNR)	940390	Furniture parts nes
400510	Rubber compounded with carbon black or silica (unvulcanised)	940490	Articles of bedding/furnishing, nes, stuffed or internally fitted
401512	Gloves, mittens & mitts of a kind used for medical, surgical, dental or veterinary purposes	940520	Electric table, desk, bedside or floorstanding lamps
401519	Gloves nes of rubber	950300	Tricycles, scooters, pedal cars & similar wheeled toys; dolls' carr
420292	Containers,with outer surface of sheeting of plas or tex materials, nes		
440131	Wood pellets		
440312	Nonconiferous wood in the rough treated w paint or other preservatives		

Malaysian Ringgit Exchange Rate with Selected Countries, January 2023 - July 2024

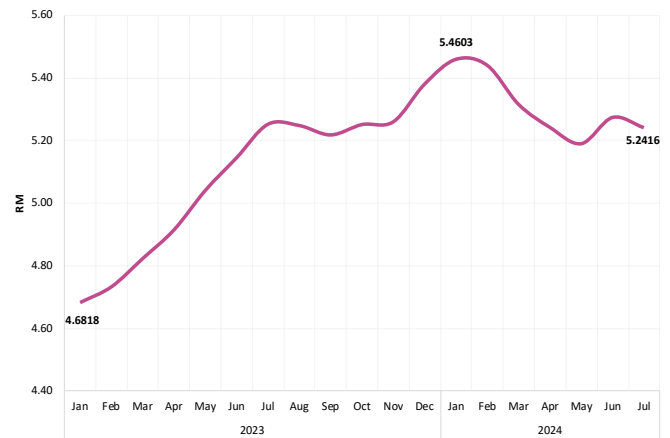
US Dollar

USD 1 = RM



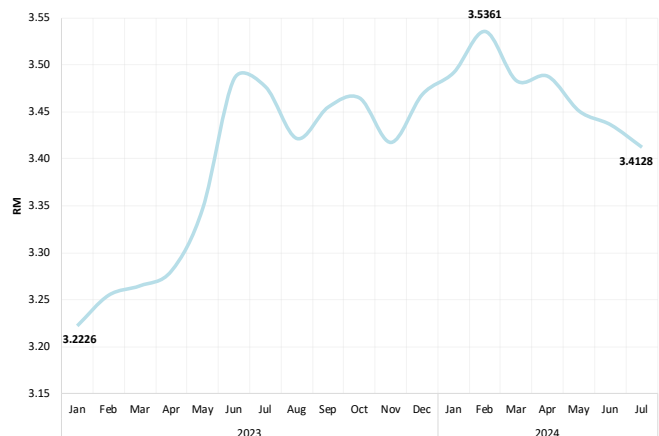
Swiss Franc

CHF 1 = RM



Canadian Dollar

CAD 1 = RM



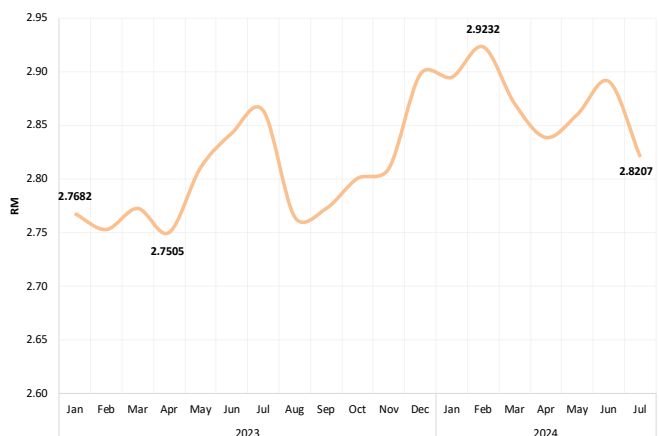
Saudi Riyal

SAR 100 = RM



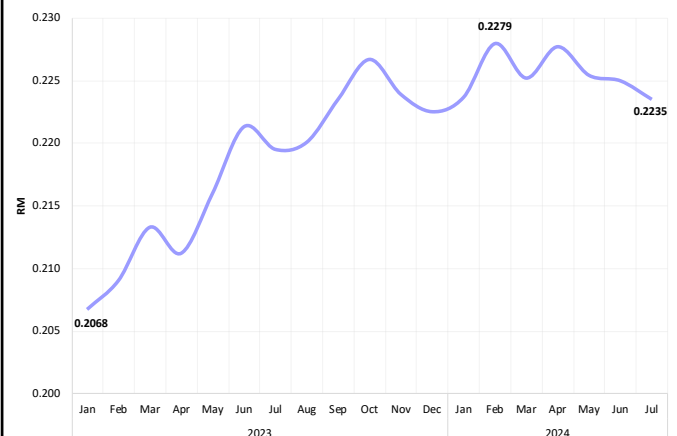
New Zealand Dollar

NZD 1 = RM



Myanmar Kyat

MMK 100 = RM



Source : Bank Negara Malaysia

Commodity Prices

CRUDE PETROLEUM (BRENT) -per bbl-



▼ 0.8%*
US\$79.0
23 August 2024

Highest
2023/2024

5 Apr 2024 : US\$91.2
29 Sept 2023 : US\$95.3

2 Aug 2024 : US\$76.8
17 March 2023 : US\$73.0

Lowest
2023/2024

Average Price 2023ⁱ : US\$82.3

CRUDE PALM OIL -per MT-



▲ 3.2%*
US\$901.5
23 August 2024

Highest
2023/2024

5 Apr 2024 : US\$950.1
3 Mar 2023 : US\$964.5

5 Jan 2024 : US\$791.5
2 Jun 2023 : US\$737.2

Lowest
2023/2024

Average Price 2023ⁱ : US\$842.3

RUBBER SMR 20 -per



▲ 2.0%*
US\$1,829.5
23 August 2024

Average Price 2023ⁱ : US\$1,389.4

COCOA SMC 2 -per MT-



▲ 6.0%*
US\$4,611.9
23 August 2024

Average Price 2023ⁱ : US\$2,136.7

SUGAR -per lbs-



▼ 2.1%*
US\$18.4
23 August 2024

Average Price 2023ⁱ : US\$23.6

COAL -per MT-



▼ 0.1%*
US\$120.5
23 August 2024

Average Price 2023ⁱ : US\$127.0

SCRAP IRON HMS -per MT-




▼ 1.0%*
US\$361.4
(high)
June 2024

▼ 0.8%*
US\$328.2
(low)


Average Price 2023ⁱ : US\$389.3 (high)
Average Price 2023ⁱ : US\$354.8 (low)

Domestic Prices

June 2024



Billets
(per MT)
RM2,490 - RM2,525



Steel Bars
(per MT)
RM2,759 - RM2,873

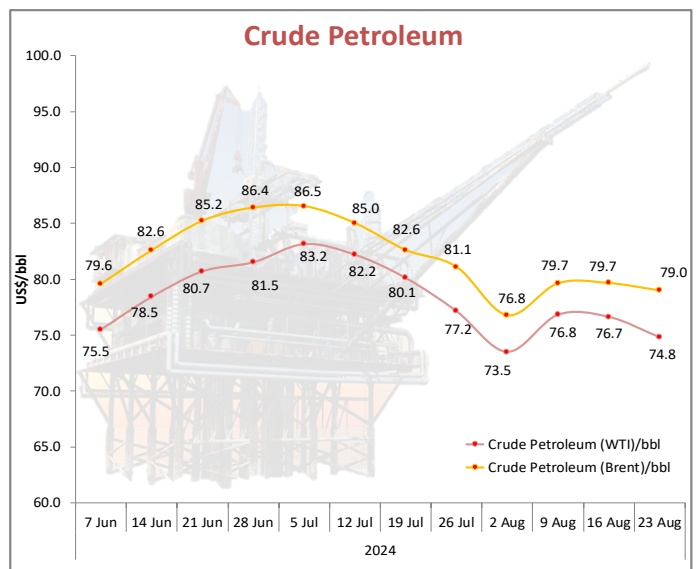
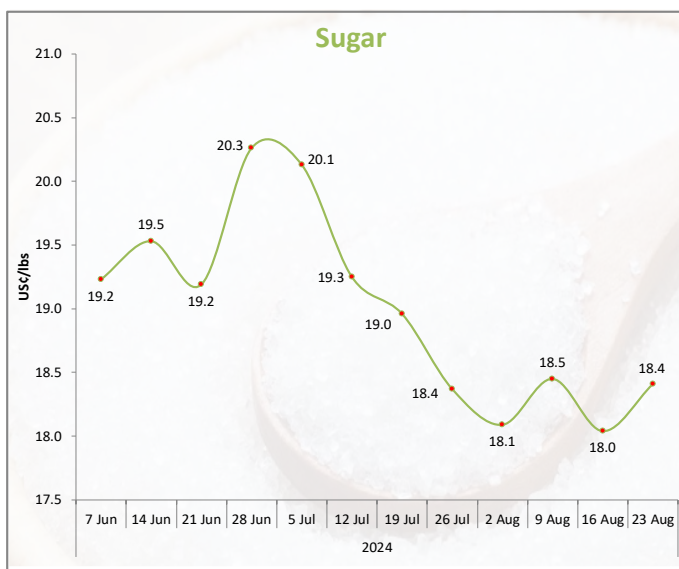
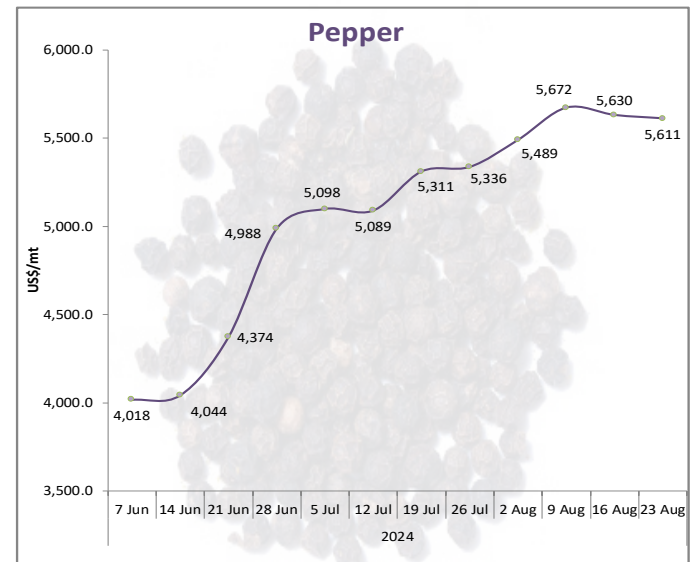
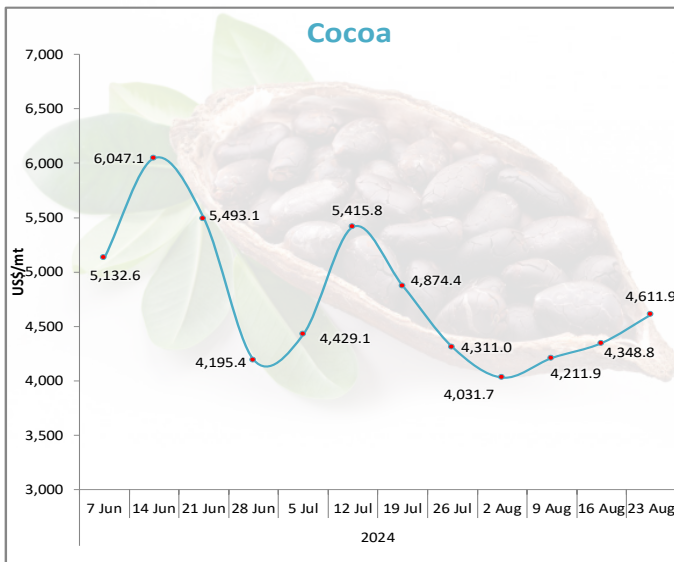
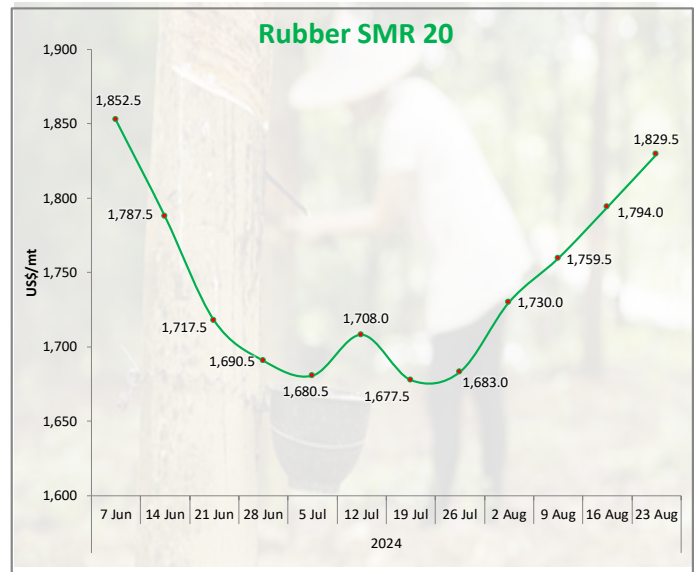
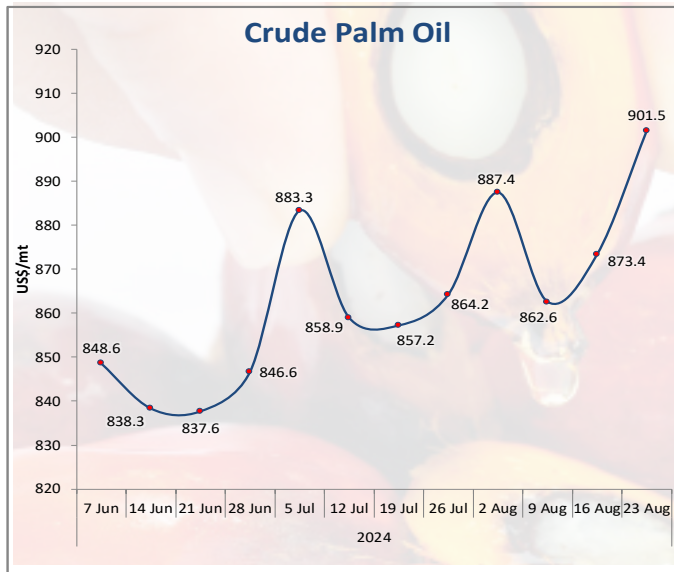
Notes: All figures have been rounded to the nearest decimal point

* Refer to % change from the previous week's price

i Average price in the year except otherwise indicated

Sources: Ministry of Investment, Trade and Industry, Malaysian Palm Oil Board, Malaysian Rubber Board, Markets Insider, Malaysian Cocoa Board, Malaysian Iron and Steel Industry Federation, and International Sugar Organization.

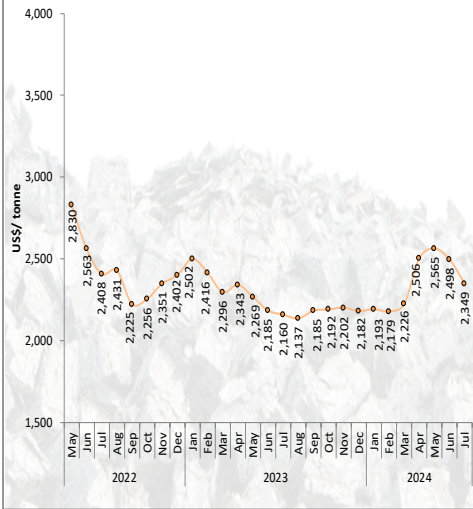
Commodity Price Trends



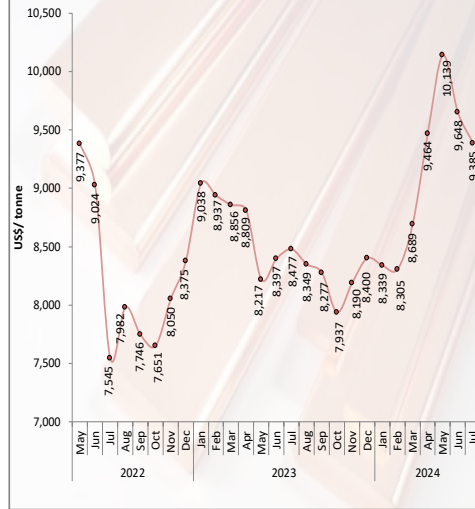
Sources: Ministry of Investment, Trade and Industry, Malaysian Palm Oil Board, Malaysian Rubber Board, Malaysian Cocoa Board, Malaysian Pepper Board, International Sugar Organization, Markets Insider.

Commodity Price Trends

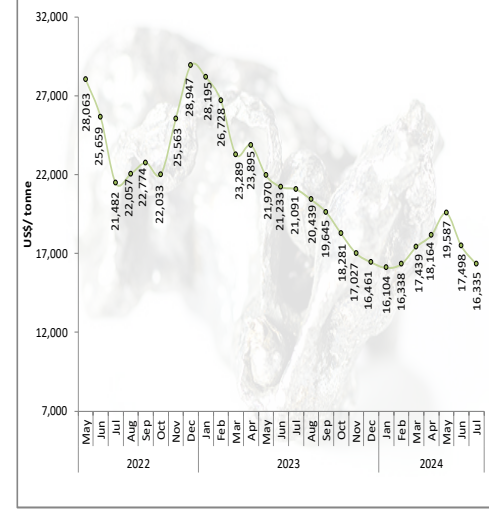
Aluminium



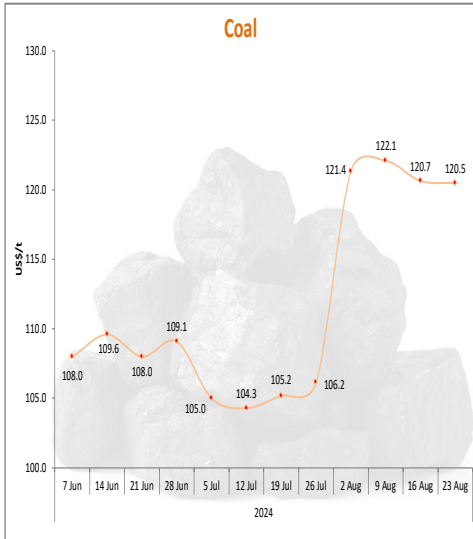
Copper



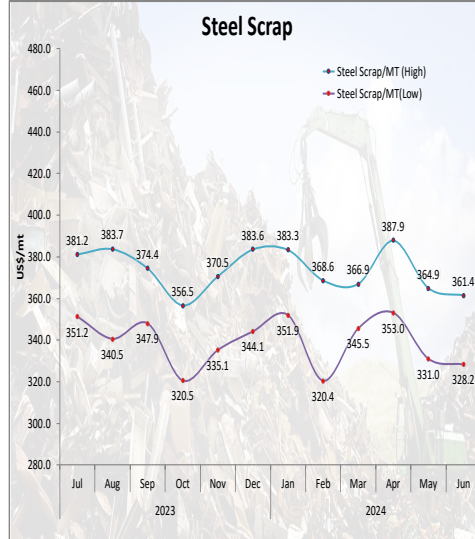
Nickel



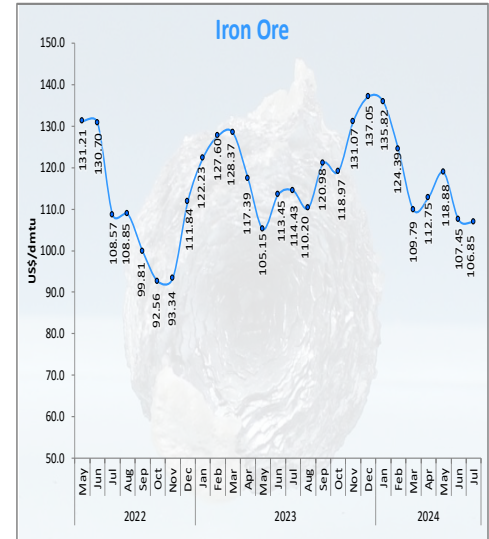
Coal



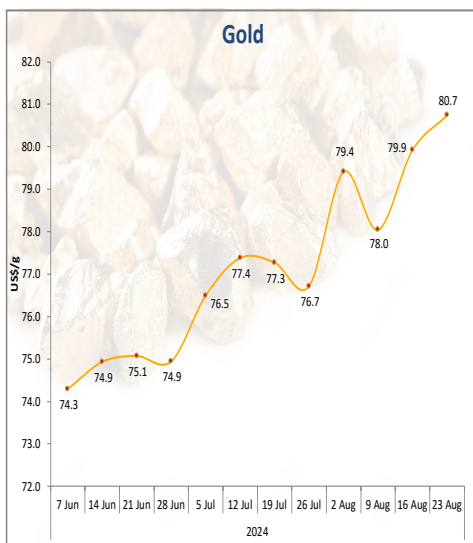
Steel Scrap



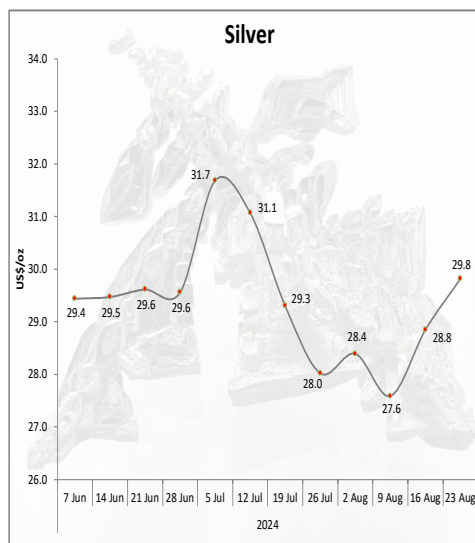
Iron Ore



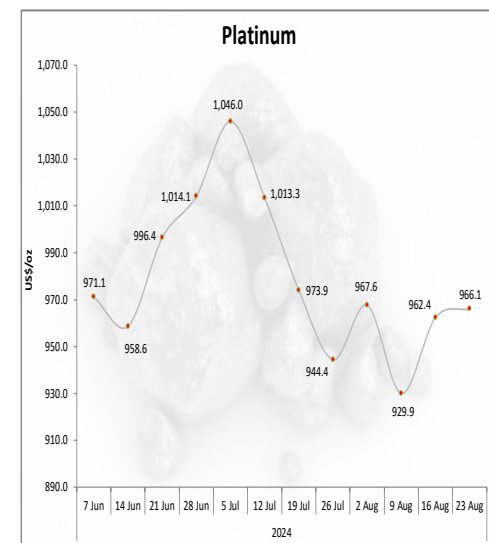
Gold



Silver



Platinum



Sources: Ministry of Investment, Trade and Industry, Malaysian Iron and Steel Industry Federation, Markets Insider, World Bank, World Gold Council, The Wall Street Journal.

RCEP

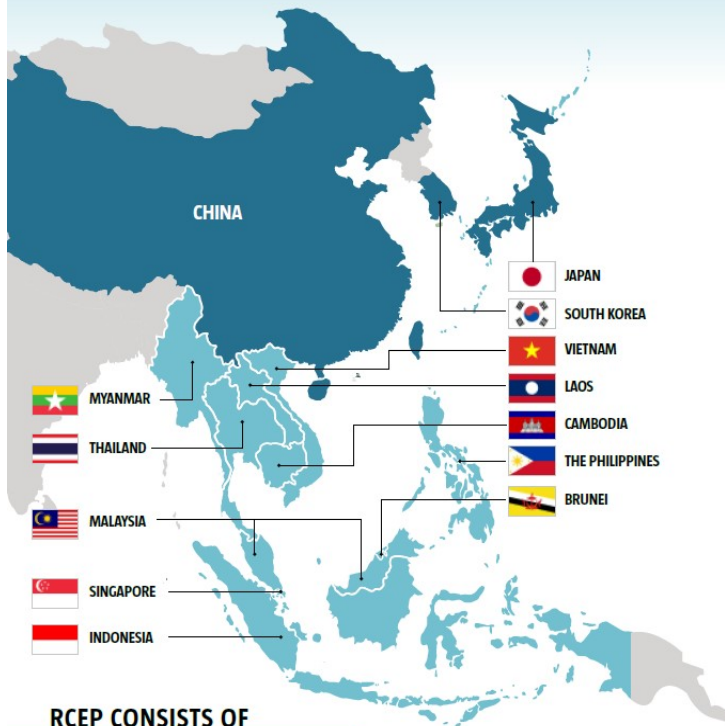
REGIONAL COMPREHENSIVE ECONOMIC PARTNERSHIP (RCEP)



RCEP

Regional Comprehensive Economic Partnership (RCEP)

The Regional Comprehensive Economic Partnership (RCEP) Agreement is designed to broaden and deepen ASEAN's engagement with Australia, China, Japan, Korea and New Zealand. The objective of the trade agreement is to establish a modern, comprehensive, high-quality, and mutually beneficial economic partnership that will facilitate the expansion of regional trade and investment and contribute to global economic growth and development in the region.



RCEP CONSISTS OF

10 ASEAN member countries
5 ASEAN FTA partner countries



2012

The decision to initiate the Regional Comprehensive Economic Partnership (RCEP) Agreement begins at the 21st ASEAN Summit

2020

The RCEP is officially signed by 10 ASEAN member countries along with five ASEAN FTA partner countries after 31 rounds of formal negotiations

Total Population 2.2 billion

Total GDP US\$24.8 billion
28.9% of the world's GDP

PRIMARY OBJECTIVES

The RCEP Agreement is created to establish a modern, comprehensive, high-quality, and mutually beneficial economic partnership that will facilitate the expansion of regional trade and investment and contribute to global economic growth and development amongst RCEP member countries.

The single regional free trade agreement (FTA) is also intended to strengthen regional value chain for businesses in the region, particularly the Small and Medium Enterprises (SMEs).

It is designed to create and support an open, inclusive, and rules-based multilateral trading system, which will in turn create avenues for market and employment opportunities for businesses and people within the region.

The trade agreement will allow businesses in RCEP member countries to gain access to a much wider regional market. Progressive elimination and reduction of customs duties for trade in goods as well as facilitation of export and import of goods among the RCEP countries will serve to enhance inter and intra-regional trade and investment whilst strengthening regional value chains.

To serve as a vital economic tool to spur economic growth in the region. It will also allow more seamless opening of markets whilst creating uninterrupted supply chains within the region. The trade agreement is also intended to help facilitate transparency, information exchange and better compliance for technical regulations and standards amongst RCEP member countries.

KEY FEATURES OF THE RCEP



Trade In Goods

Progressive elimination of tariff and non-tariff barriers on substantially all trade in goods including the related chapters of rules of origin, customs procedures, sanitary and phytosanitary measures, standards, technical regulations and conformity assessment procedures and trade remedies in order to establish a free trade area among the parties.



Trade In Services

Liberalisation of services sectors, including financial services, telecommunications services and movement of natural persons. The RCEP will be comprehensive, of high quality and substantially eliminate restrictions and/or discriminatory measures with respect to trade in services between the RCEP participating countries. Rules and obligations on trade in services under the RCEP will be consistent with the General Agreement on Trade in Services (GATS).



Investment

Promotion, facilitation, protection and liberalisation of investment. The RCEP will aim to create a liberal, facilitative, and competitive investment environment in the region based on these four pillars in order to create an enabling investment environment in the region along with improved investment facilitation provisions as well as investor aftercare.

Economic & Technical Cooperation

The economic and technical cooperation provisions in the RCEP will build upon existing economic cooperation arrangements between ASEAN and ASEAN's FTA partners to narrow the development gaps amongst member countries. Under the RCEP agreement, cooperation activities will also include trade activities such as include e-commerce and other areas that would be mutually agreed upon by the RCEP participating countries.



Protection Of Intellectual Property Rights

Aimed at reducing IP-related barriers to trade and investment by promoting economic integration and cooperation in the utilization, protection and enforcement of intellectual property rights amongst RCEP member countries.



MINISTRY OF
INVESTMENT, TRADE AND INDUSTRY




MINISTRY OF INVESTMENT, TRADE AND INDUSTRY

INDUSTRY4WRD READINESS ASSESSMENT

Get your firm assessed. Be ready for Industry 4.0.

All you need to know about Industry4WRD RA



What is it?

Trained assessors will help you to understand your readiness for Industry 4.0 and make recommendations on where to start your transformation.

Who is eligible? ✓ Manufacturing and its related services sector



- ✓ Valid registration and business licences
- ✓ Company has at least 60% local equity
- ✓ In operation for more than 3 years

What are the benefits?



Identify areas of improvement in terms of people, process and technology.



Receive comprehensive readiness report.



Be entitled to apply for financial incentives.



Process Flow

• A FEW SIMPLE STEPS •

Incentives for RA

- Government-funded assessment for eligible SMEs.
- Others will get tax exemption on RA fees up to RM27k.



Enquiries

- General: i4.0@miti.gov.my
- RA: industry4wrld@mpc.gov.my



Readiness Assessment



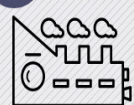
Apply online at www.miti.gov.my/industry4wrld

2



Evaluation by Committees

3



Onsite Assessment

4



Receive RA Report

Business Intervention

5



Develop Intervention Proposal

6



Apply for Financial Incentives

7



Implement the Intervention Plan

#MITIPOCKETTALK



Introduction to FTAs

Introduction to Preferential Certificate of Origin (PCO)

Introduction to Strategic Trade Act 2010

Interested to participate?

CLICK HERE

<https://forms.gle/NgPk7EorQsC4kCKW7>

ONLINE
webex
by CISCO

MIDA /ATR/DE /MPC /MIA /MIR /MIR /MIR /STANDARDS /MIR /MIR /NAICO /CREST /www.miti.gov.my /MITIMalaysia /MITIMalaysiayoutube

STATS@MITI

Your Data. Visualized.



Feedback

Send us your suggestions

Dear Readers,

Kindly click the link below for any comments in this issue. MWB reserves the right to edit and republish letters as reprints.

<http://www.miti.gov.my/index.php/forms/form/13>