MINISTRY OF INVESTMENT, TRADE AND INDUSTRY

Weekly BULLETIN

Volume 813
10 October 2024 | No ISSN : 2180-0448

MITI MALAYSIA

www.miti.gov.my MITIMalaysia MITIMalaysiayoutube

Malaysia Statistics

STATISTICS OF LIFE EXPECTANCY, MALAYSIA, 2024[E]

2014 74.5 years

0.7 years Life expectancy at birth has **increased 0.7 years** as compared to a decade ago

2024[e] 75.2 years

01 LIFE EXPECTANCY AT BIRTH, 2014-2024

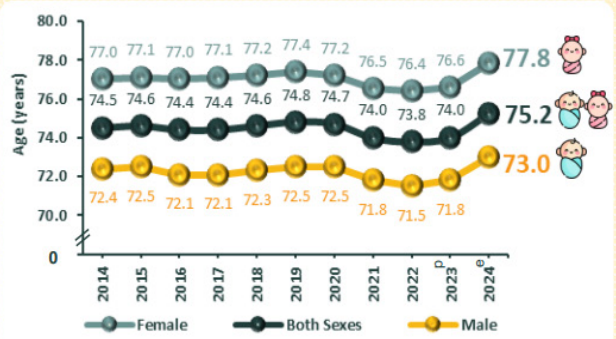

Females born in **2024** are expected to live **4.8 years** longer than males

02 LIFE EXPECTANCY AT BIRTH BY CITIZENSHIP

CITIZENS

- Both Sexes: 74.7 years (2014: 74.2 years)
- Male: 72.2 years (2014: 71.9 years)
- Female: 77.5 years (2014: 76.9 years)

NON-CITIZENS

- Both Sexes: 82.1 years (2014: 77.5 years)
- Male: 81.8 years (2014: 77.1 years)
- Female: 82.4 years (2014: 78.0 years)

03 LIFE EXPECTANCY AT BIRTH BY ETHNIC GROUP

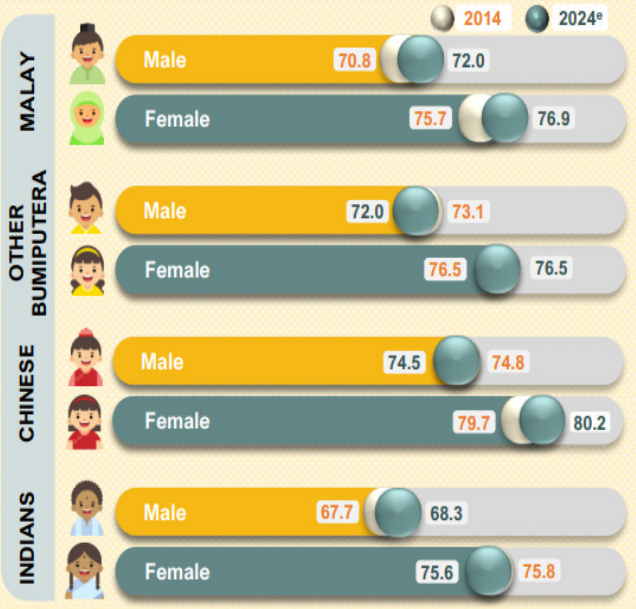

Chinese recorded the **highest** life expectancy at birth in 2024 as compared to other ethnic groups with **74.5 years** (male) and **80.2 years** (female)

04 LIFE EXPECTANCY AT SPECIFIC AGE

AT AGE 15 YEARS

Both Sexes	Male	Female
60.9 years	58.8 years	63.4 years
2014: 60.3 years	2014: 58.2 years	2014: 62.7 years

Males at the age of **15 years** in **2024** is expected to live another **58.8 years** and **females** another **63.4 years**

AT AGE 60 YEARS

Both Sexes	Male	Female
19.9 years	18.6 years	21.4 years
2014: 19.3 years	2014: 18.2 years	2014: 20.6 years

Males at the age of **60 years** in **2024** is expected to live another **18.6 years** and **females** another **21.4 years**

AT AGE 65 YEARS

Both Sexes	Male	Female
16.2 years	15.1 years	17.4 years
2014: 15.6 years	2014: 14.7 years	2014: 16.6 years

Males at the age of **65 years** in **2024** is expected to live another **15.1 years** and **females** another **17.4 years**

Notes: [P] Preliminary [e] Estimates

Source: Abridged Life Tables, Malaysia, 2022-2024, Department of Statistics Malaysia (DOSM)

MITI Tower, No.7, Jalan Sultan Haji Ahmad Shah, 50480 Kuala Lumpur
Tel:+603-8000 8000 Fax: +603-6202 9446

Malaysia Statistics

STATISTICS OF LIFE EXPECTANCY, MALAYSIA, 2024[E] (CONT.)

05 LIFE EXPECTANCY AT BIRTH BY STATE, MALAYSIA, 2024[e]

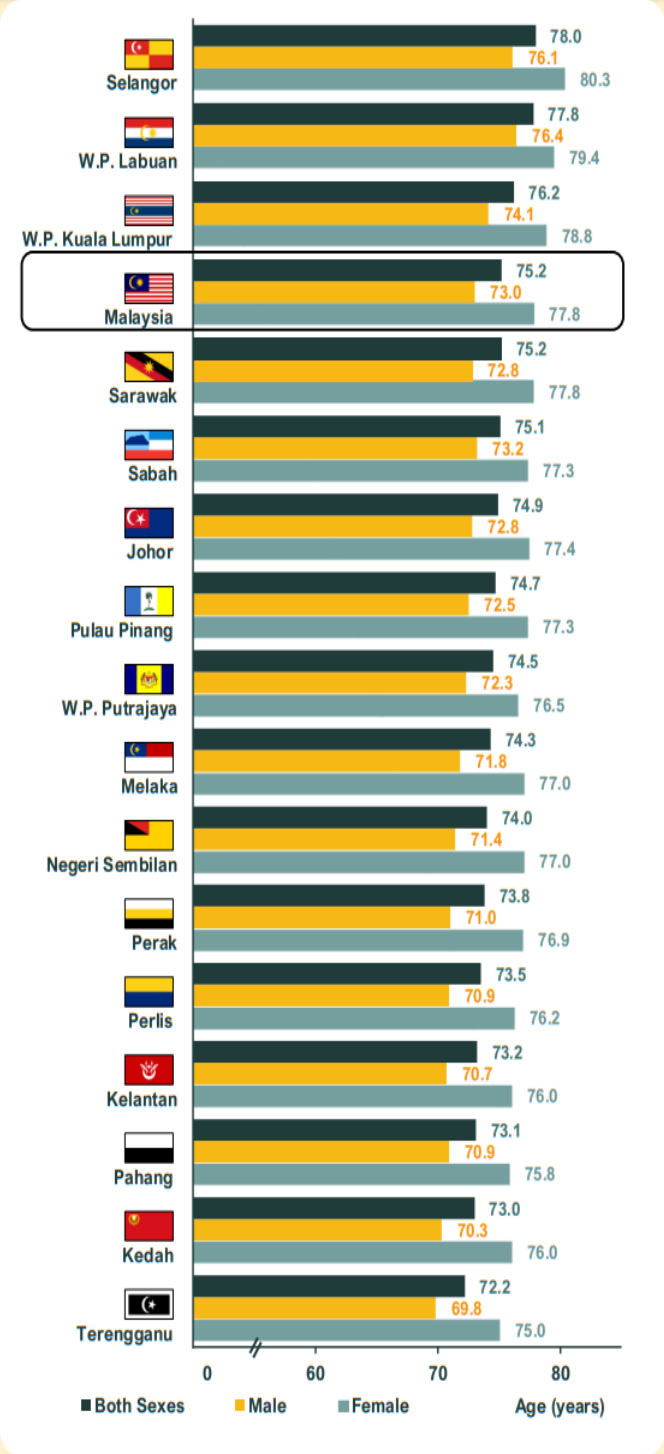

LIFE EXPECTANCY BY STATE

Three states recorded life expectancy above the **national level** (75.2 years) namely **Selangor** (78.0 years), **W.P. Labuan** (77.8 years) and **W.P. Kuala Lumpur** (76.2 years)

06 LIFE EXPECTANCY AT BIRTH BY ASEAN COUNTRIES, 2023[a]

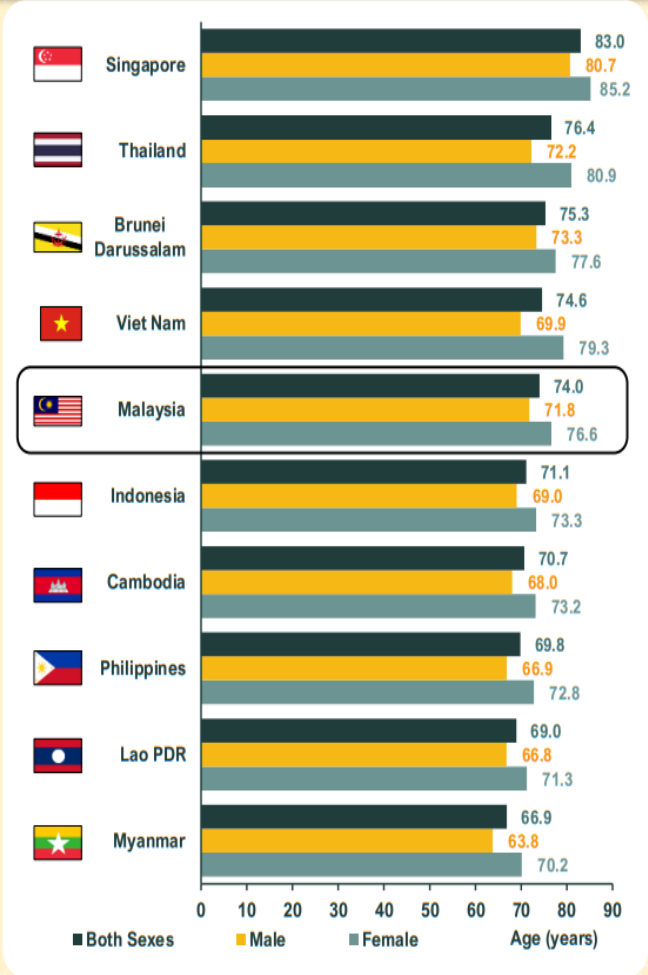

Four ASEAN countries recorded life expectancy above the **Malaysia** level (74.0 years) in **2023** namely **Singapore** (83.0 years), **Thailand** (76.4 years), **Brunei Darussalam** (75.3 years) and **Viet Nam** (74.6 years)

07 LIFE EXPECTANCY AT BIRTH BY SELECTED COUNTRIES, 2023[a]

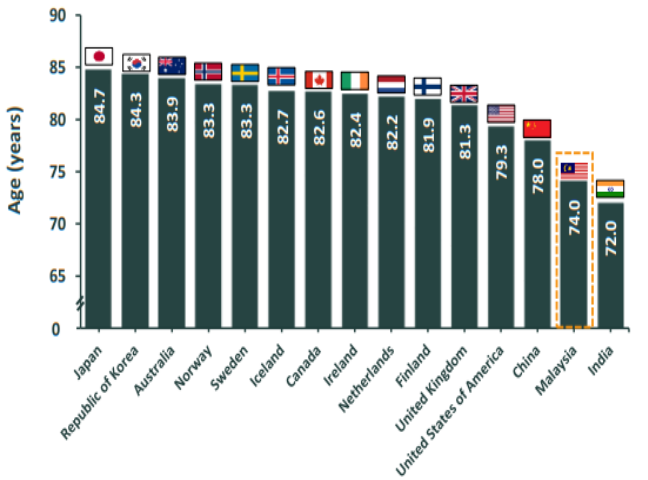

Notes:
i. [e] Estimates
ii. [a] Statistics of life expectancy at birth in 2023 for ASEAN and selected countries are obtained from the World Population Prospects 2024 except Malaysia and Singapore (latest release).

Source: Abridged Life Tables, Malaysia, 2022-2024, Department of Statistics Malaysia (DOSM)

Malaysia Statistics

LABOUR FORCE, AUGUST 2024

August's unemployment rate fell to 3.2 per cent, registering 558.5 thousand unemployed persons

UNEMPLOYMENT

THE NUMBER OF UNEMPLOYED PERSONS AND UNEMPLOYMENT RATE, MALAYSIA, AUG 2023 - AUG 2024

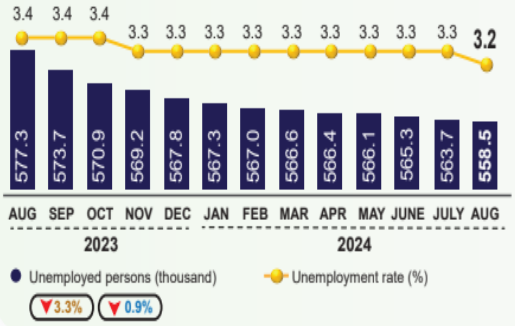

3.2%

The unemployment rate during the month fell by 0.1 percentage points to 3.2 per cent after nine months registered a rate of 3.3 per cent

▼0.2pp ▼0.1pp

Unemployment by category

	Actively unemployed	Inactively unemployed
	80.0%	20.0%
AUG 2024	446.6 thousand (▼3.4%, ▼0.9%)	111.9 thousand (▼2.9%, ▼1.0%)
JULY 2024	450.7 thousand	113.0 thousand

EMPLOYED PERSON

THE NUMBER OF EMPLOYED PERSONS AND EMPLOYMENT-TO-POPULATION RATIO, MALAYSIA, AUG 2023 - AUG 2024

Employed person by status in employment

The employee's category made up the largest composition of employed persons at 75.0 per cent

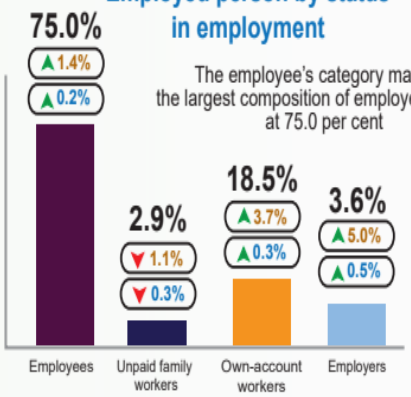

LABOUR FORCE

LABOUR FORCE AND LABOUR FORCE PARTICIPATION RATE (LFPR), MALAYSIA, AUG 2023 - AUG 2024

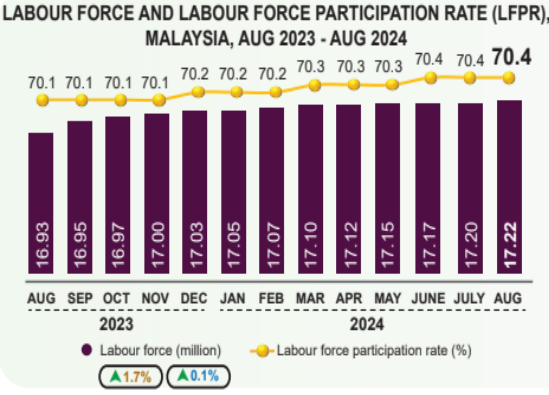

70.4% ▲0.3pp ⇔0.0pp

The labour force participation rate in August 2024 was unchanged at 70.4 per cent

LFPR by sex

OUTSIDE LABOUR FORCE

JULY 2024: 7.23 million

AUG 2024: 7.23 million ▼0.02% ▼0.01%

Housework/ family responsibilities were the main reason for the outside labour force

- Household/ family responsibilities: 42.8%
- Schooling/ training: 41.1%

% Percentage change (year-on-year)
% Percentage change (month-on-month)
pp Percentage point
⇔ Unchanged

Source: Labour Force Survey, Department of Statistics Malaysia (DOSM)

Malaysia Statistics

RUBBER STATISTICS, AUGUST 2024

PRODUCTION of NATURAL RUBBER

5.2%

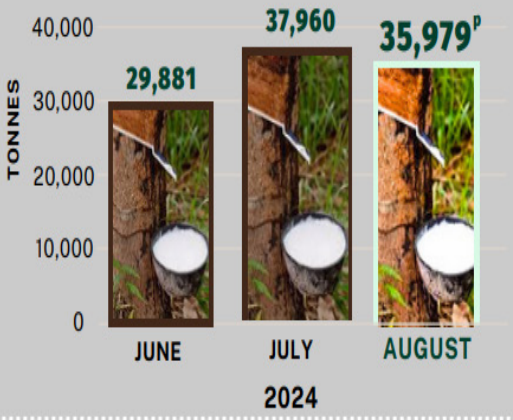

AVERAGE PRICE (cent/kg)

S.M.R. 20

AUGUST 2024: 781.43

July 2024: 777.20

0.5%

Concentrated Latex

AUGUST 2024: 634.07

July 2024: 647.23

2.0%

DOMESTIC CONSUMPTION

AUGUST 2024 : 21,451p tonnes

July 2024: 21,039 tonnes

2.0%

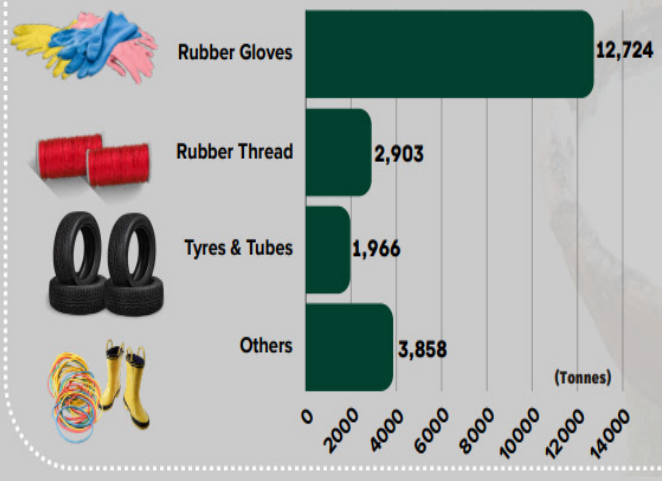

STOCKS

AUGUST 2024 : 127,876p tonnes

July 2024: 148,106 tonnes

13.7%

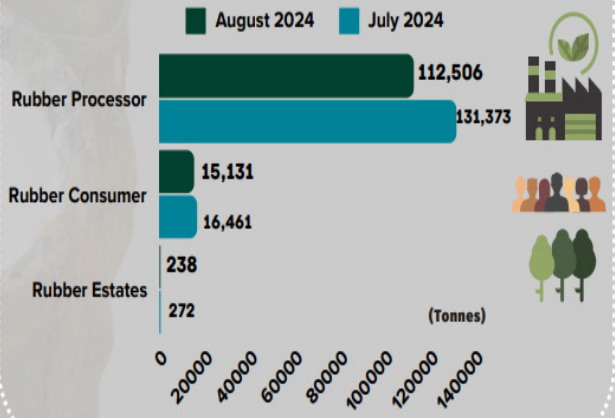

IMPORTS

AUGUST 2024 : 76,515p tonnes

July 2024: 56,963 tonnes

34.3%

EXPORTS

AUGUST 2024 : 57,482p tonnes

July 2024: 48,204 tonnes

19.2%

Note : change month on month : P = Preliminary : S.M.R = Standard Malaysian Rubber

Source: Monthly Rubber Statistics August 2024, Department of Statistics Malaysia (DOSM)

MITI Tower, No.7, Jalan Sultan Haji Ahmad Shah, 50480 Kuala Lumpur
Tel:+603-8000 8000 Fax: +603-6202 9446

MALAYSIA AS WORLD LARGEST EXPORTERS OF UNWROUGHT LEAD, CONTAINING BY WEIGHT ANTIMONY AS THE PRINCIPAL OTHER ELEMENT

In 2023, Malaysia's export of unwrought lead, containing by weight antimony as the principal other element recorded US$ 187.9 million which was 20.1% share to the world exports.

1 MALAYSIA
US$ 187.9m
20.1%

2 JAPAN
US$ 87.7m
9.4%

3 CANADA
US$ 62.5m
6.7%

4 INDIA
US$ 61.7m
6.6%

5 BELGIUM
US$ 52.6m
5.6%

Notes:
-*HS 780191
-% refer to share in world exports

MALAYSIA'S TOP EXPORT DESTINATIONS

1 India
US$ 124.3m

2 P.R.China
US$ 60.8m

3 Chinese Taipei
US$ 1.8m

4 Indonesia
US$ 0.5m

5 Cambodia
US$ 0.3m

Source: https://www.trademap.org/index.aspx

Number of Exporter using Preferential Certificates of Origin (PCOs) as at 29 September 2024

Weekly

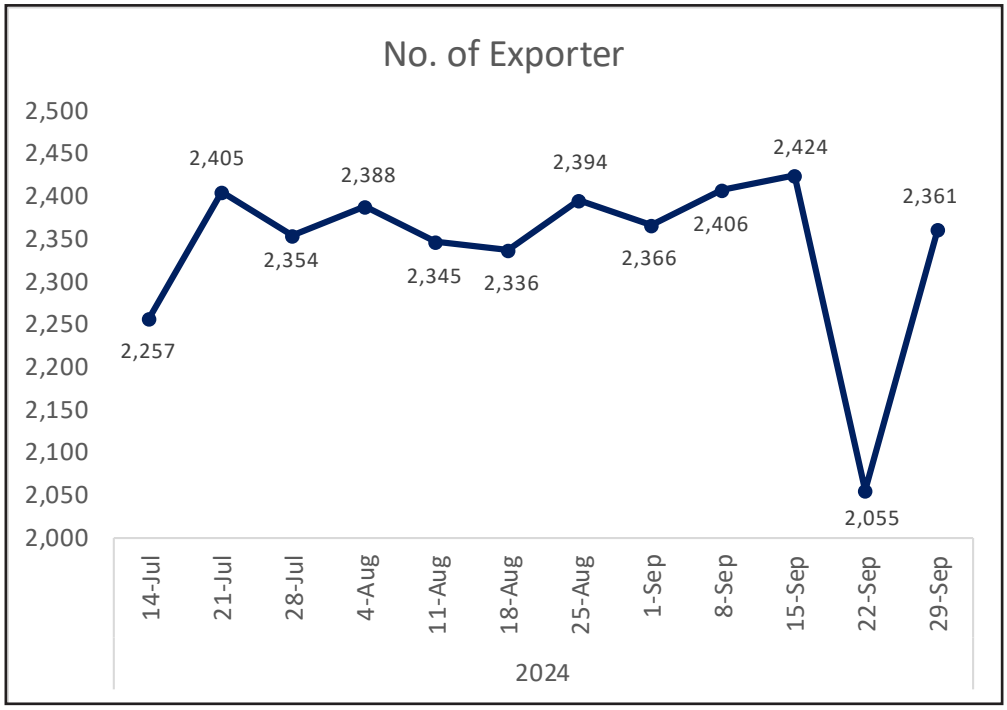

Annually

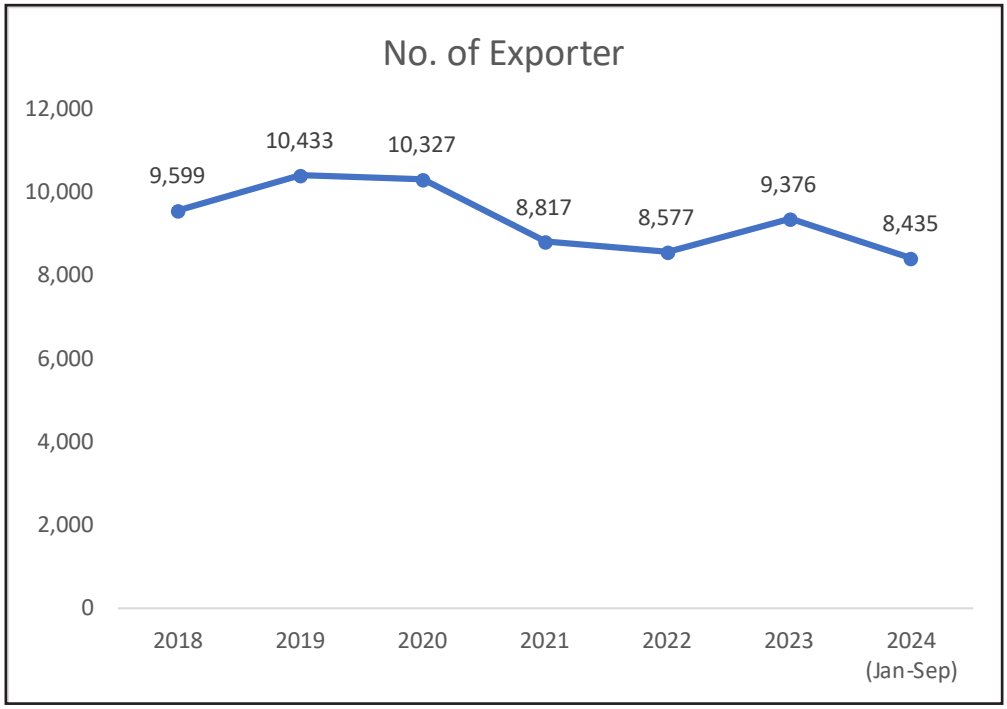

Note: *Provisional Data
Source: Ministry of Investment, Trade and Industry, Malaysia

Weekly Top Product by Preferential Certificates of Origin (PCOs) as at 29 September 2024

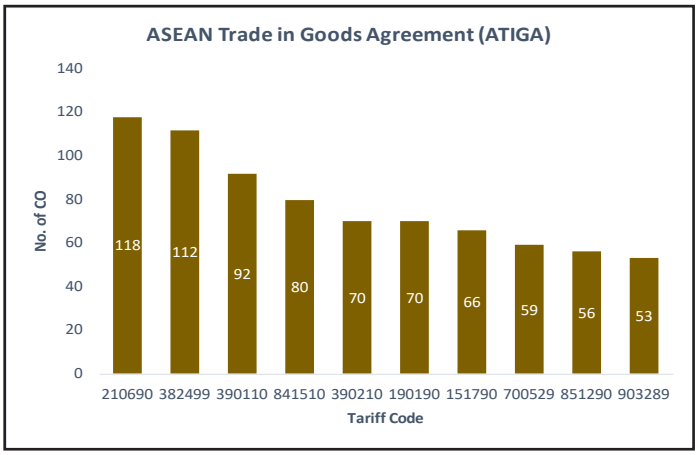

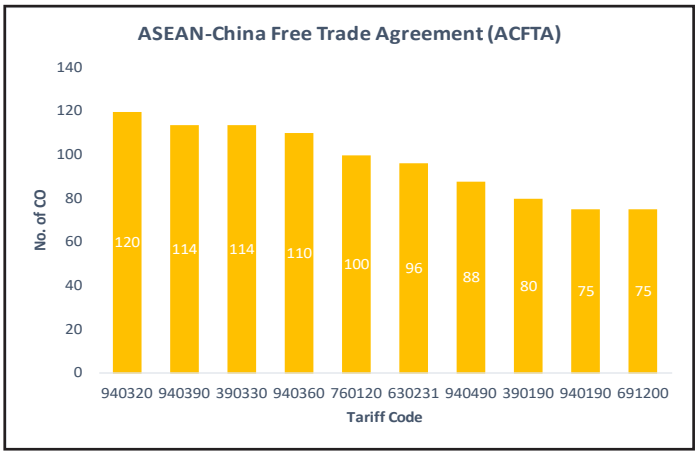

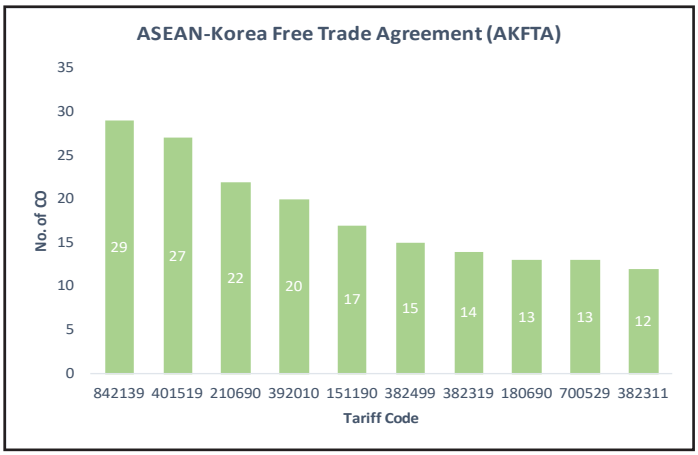

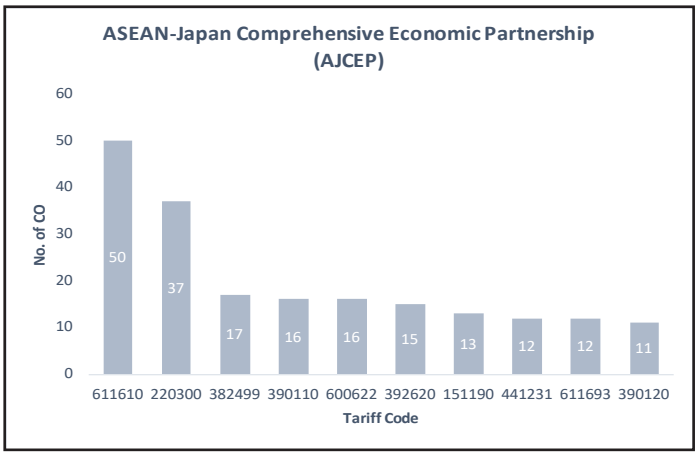

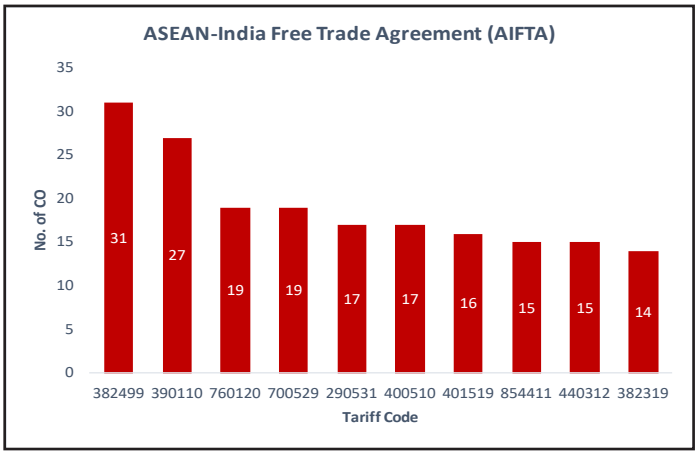

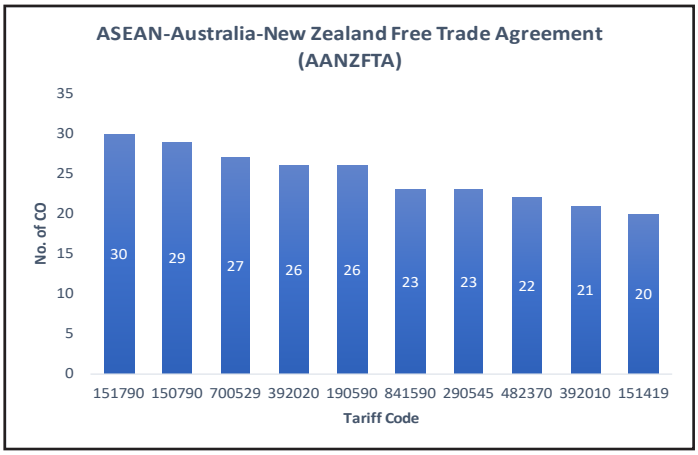

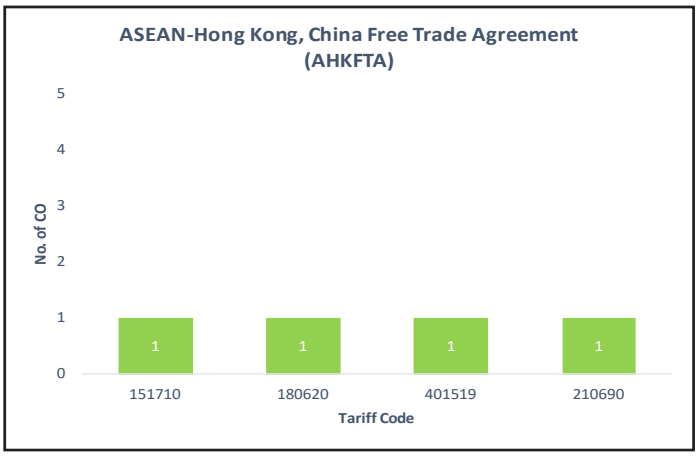

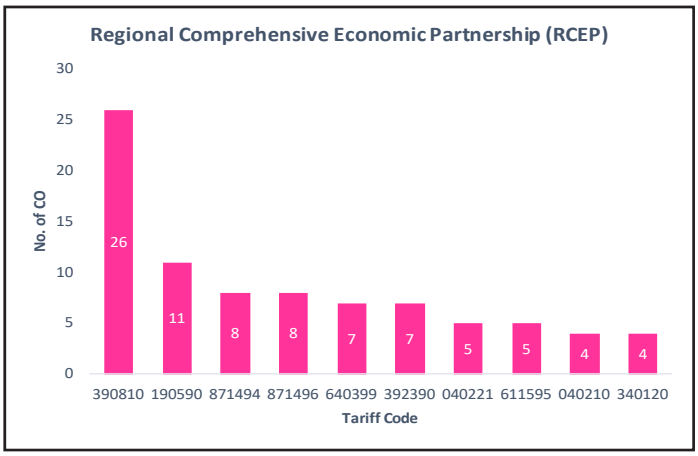

Note: *Provisional Data
Source: Ministry of Investment, Trade and Industry, Malaysia

MITI Tower, No.7, Jalan Sultan Haji Ahmad Shah, 50480 Kuala Lumpur
Tel:+603-8000 8000 Fax: +603-6202 9446

Weekly Top Product by Preferential Certificates of Origin (PCOs) as at 29 September 2024

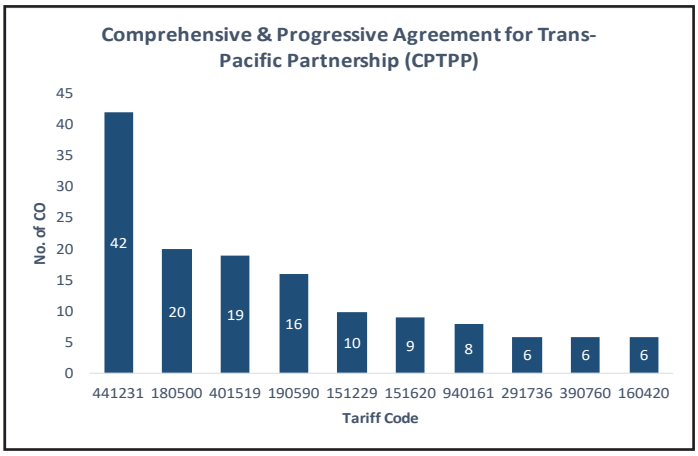

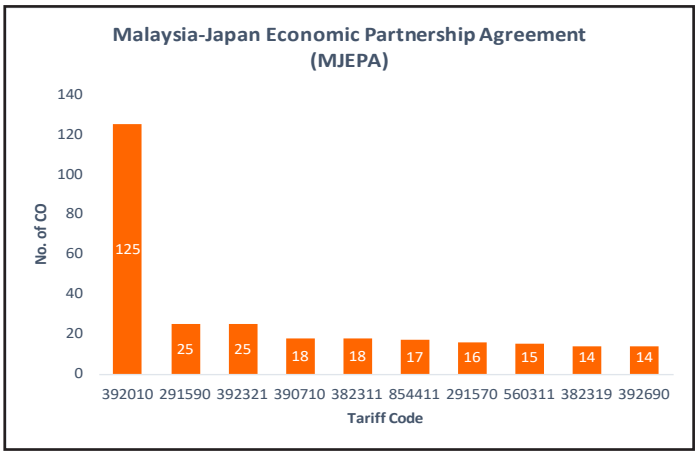

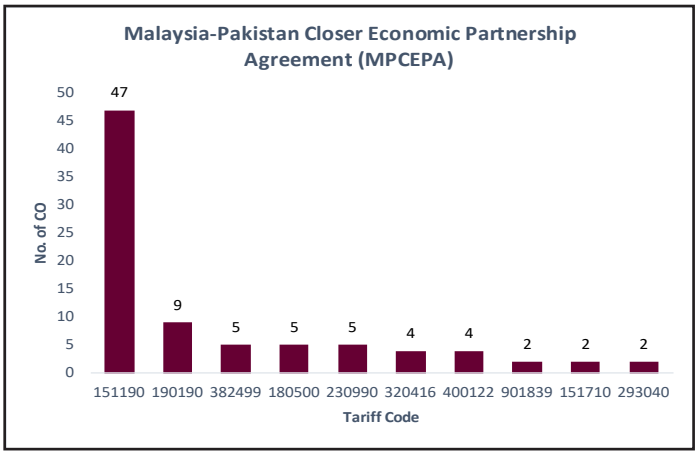

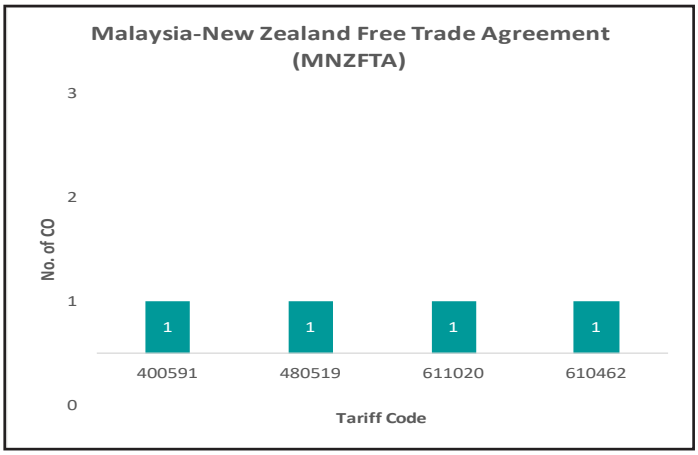

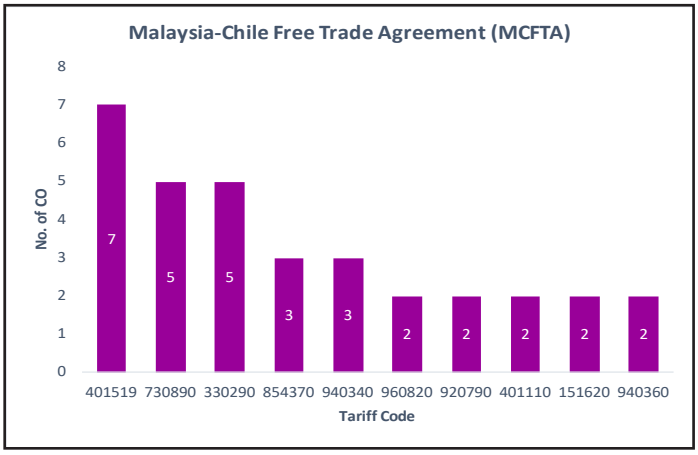

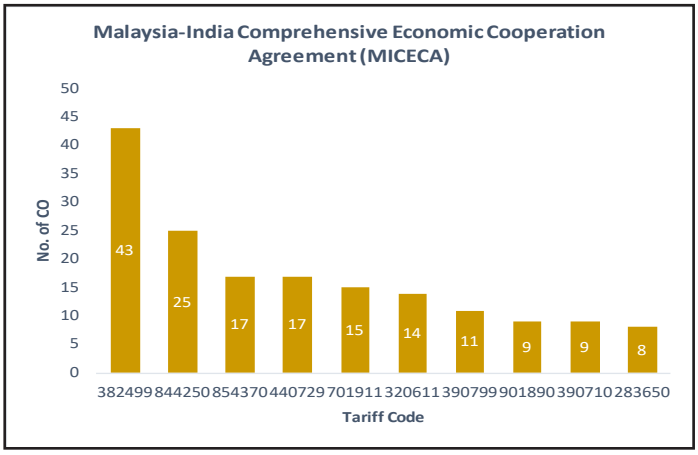

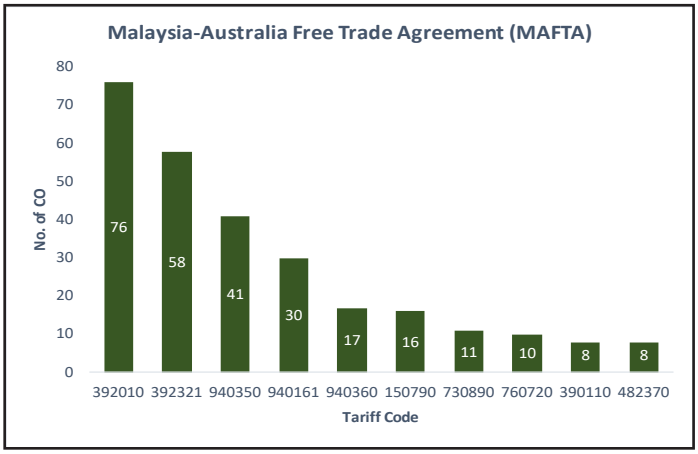

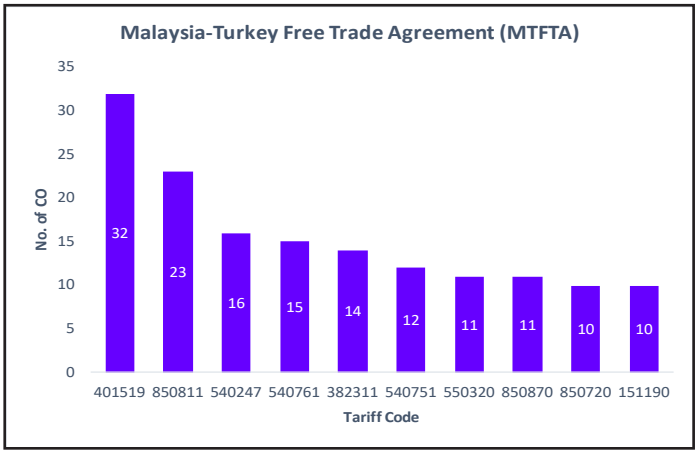

Note: *Provisional Data
Source: Ministry of Investment, Trade and Industry, Malaysia

MITI Tower, No.7, Jalan Sultan Haji Ahmad Shah, 50480 Kuala Lumpur
Tel:+603-8000 8000 Fax: +603-6202 9446

Monthly Top Product by Preferential Certificates of Origin (PCOs) as at September 2024

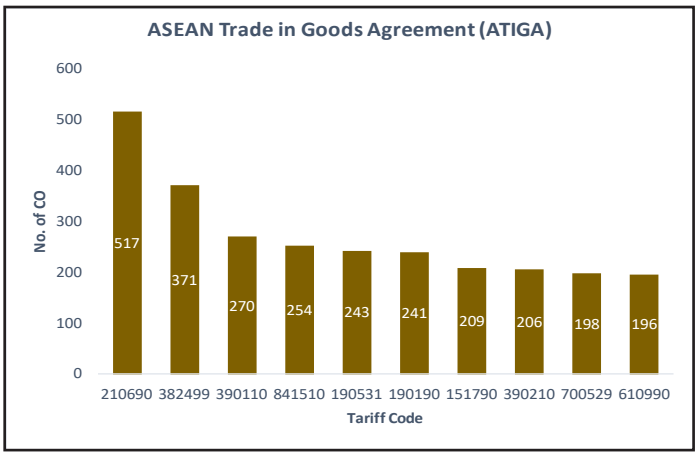

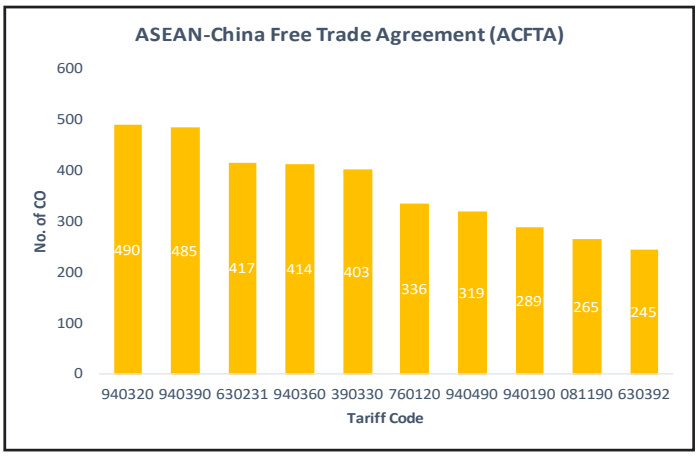

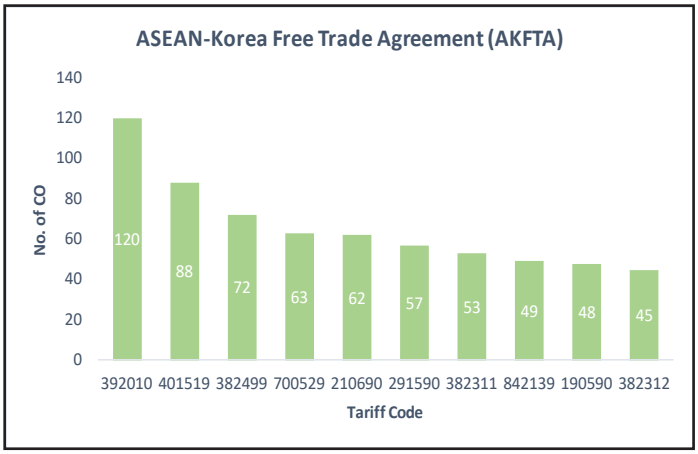

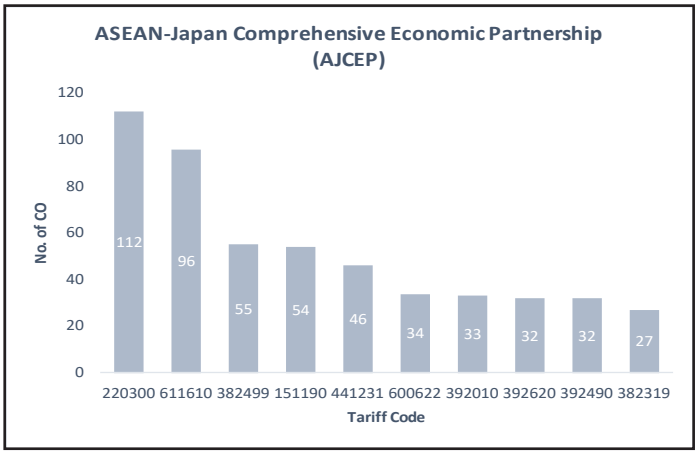

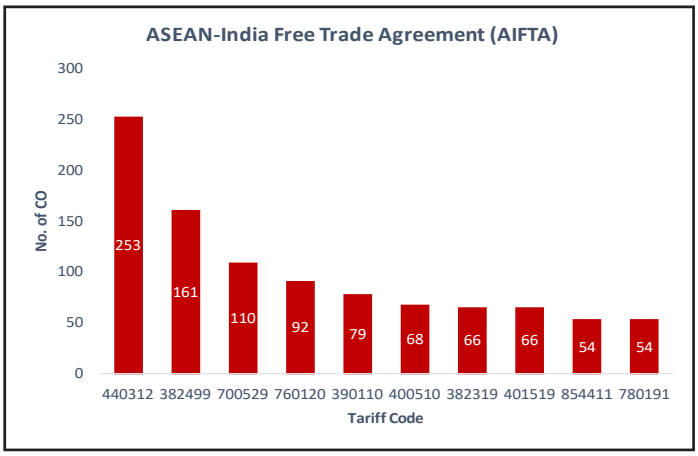

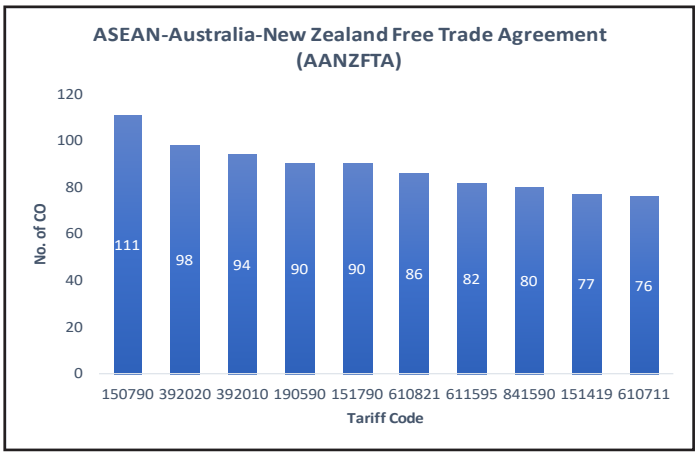

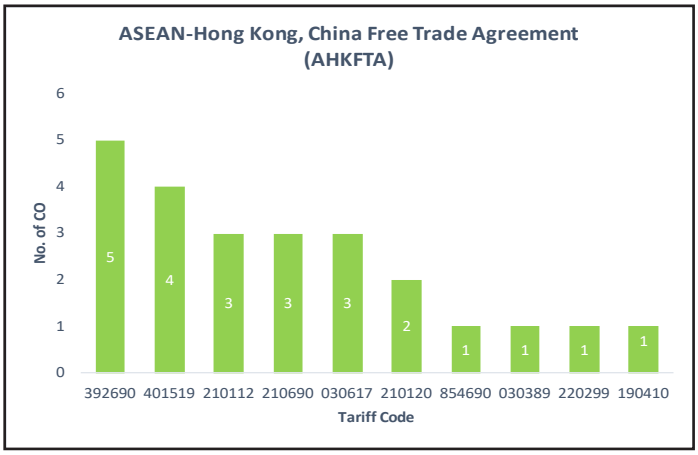

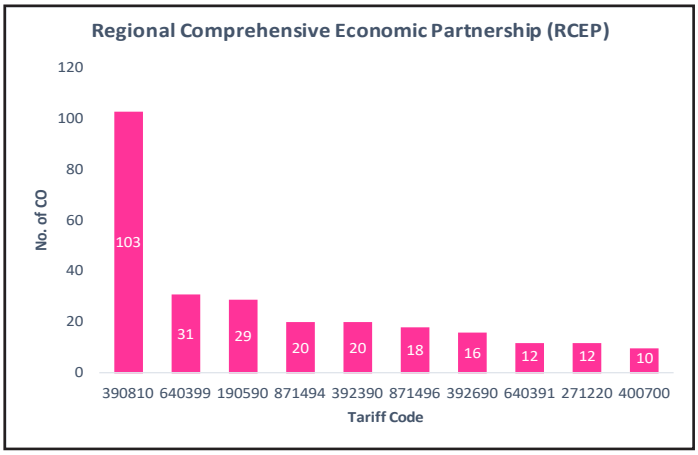

Note: *Provisional Data
Source: Ministry of Investment, Trade and Industry, Malaysia

MITI Tower, No.7, Jalan Sultan Haji Ahmad Shah, 50480 Kuala Lumpur
Tel:+603-8000 8000 Fax: +603-6202 9446

Monthly Top Product by Preferential Certificates of Origin (PCOs) as at September 2024

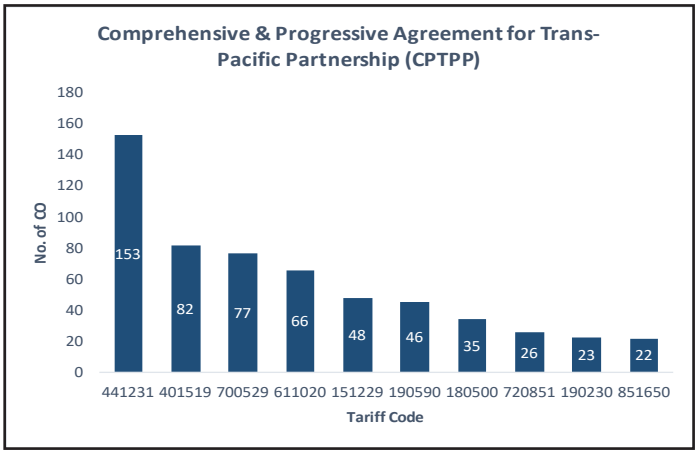

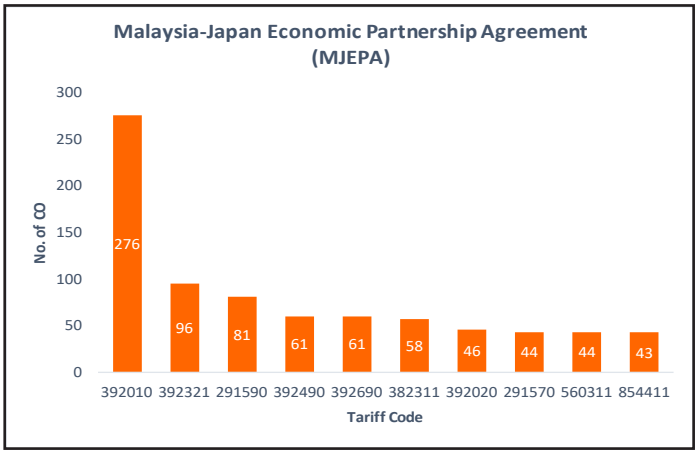

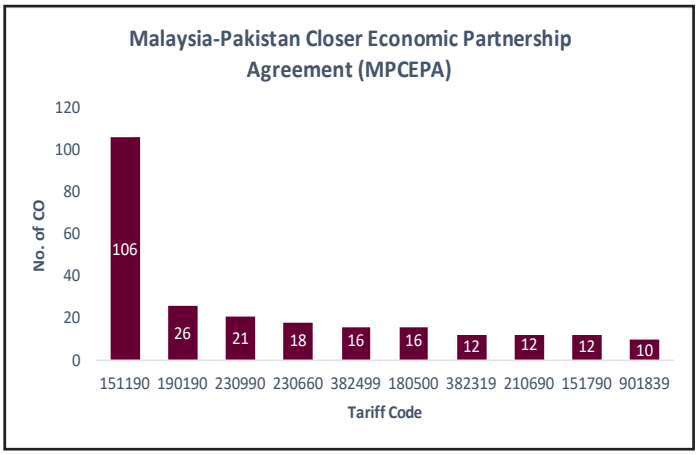

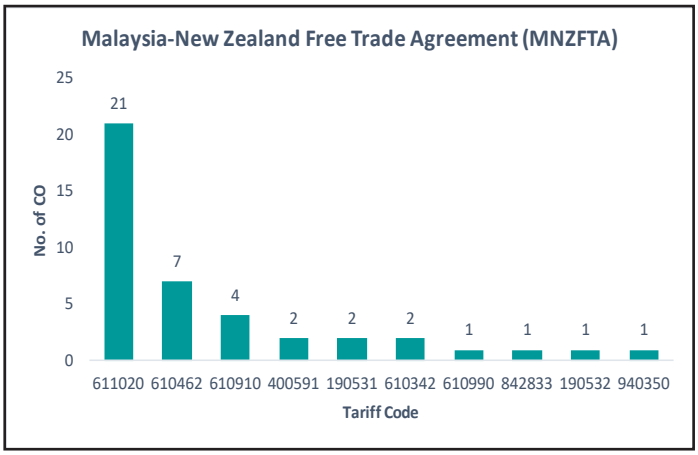

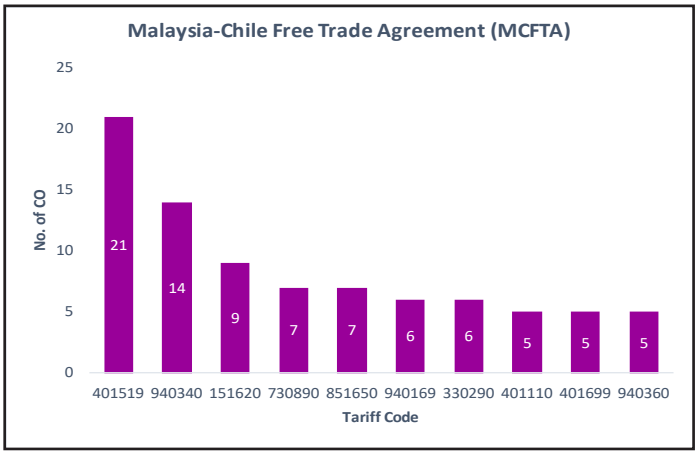

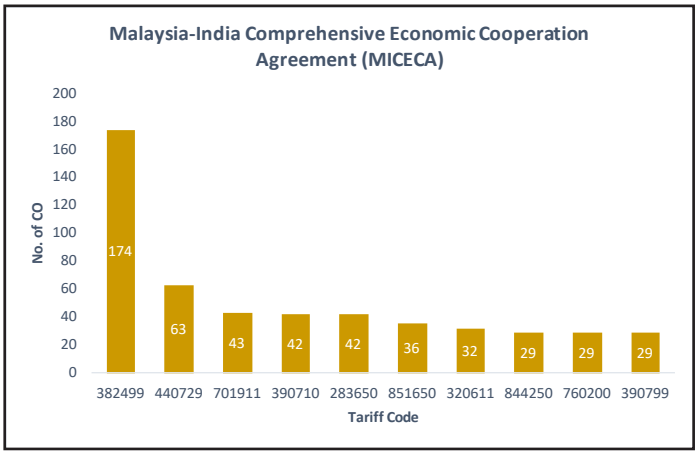

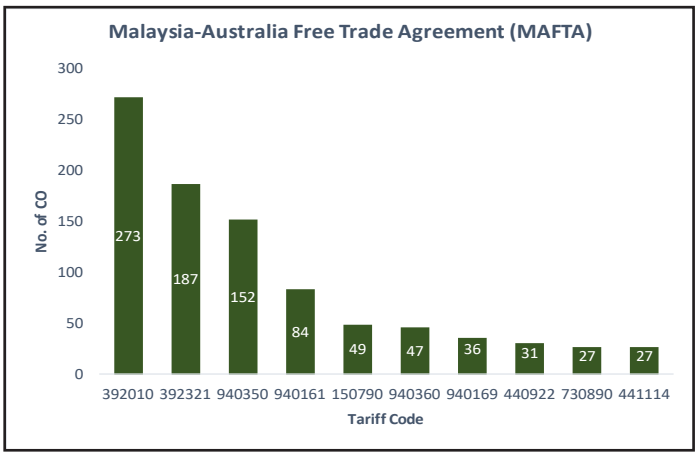

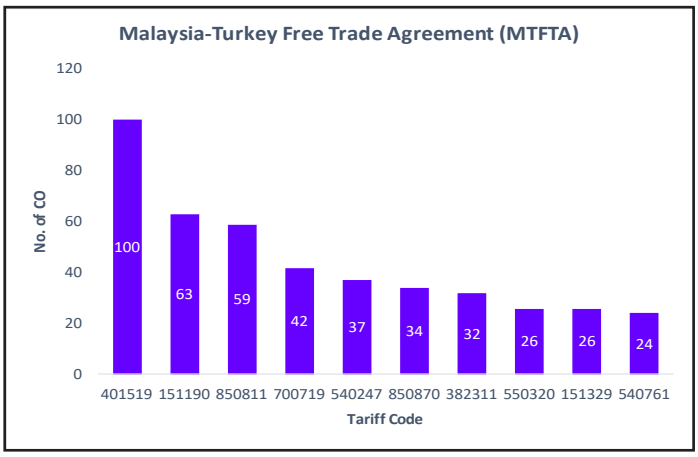

Note: *Provisional Data
Source: Ministry of Investment, Trade and Industry, Malaysia

MITI Tower, No.7, Jalan Sultan Haji Ahmad Shah, 50480 Kuala Lumpur
Tel:+603-8000 8000 Fax: +603-6202 9446

Tariff Code Descriptions

030389	Fish, n.e.s., frozen
030617	Other frozen shrimps and prawns
040210	Milk powder not exceeding 1.5% fat
040221	Milk and cream powder unsweetened exceeding 1.5% fat
081190	Fruits&edible nuts uncook,steam/boil (water) sweetend/not,frozen ,nes
150790	Soya-bean oil and its fractions, refined but not chemically modified
151190	Palm oil and its fractions refined but not chemically modified
151229	Cotton-seed and its fractions refined but not chemically modified
151329	Palm kernel/babassu oil their fract,refind but not chemically modifid
151419	Low erucic acid rapeseed or colza oil "fixed oil which has an erucic acid
151620	Veg fats &oils&fractions hydrogenatd,inter/re-esterifid,etc,ref'd/not
151710	Margarine, excluding liquid margarine
151790	Edible mx/prep of animal/veg fats&oils/of fractions ex hd No 15.16
160420	Fish prepared or preserved, except whole or in pieces
180500	Cocoa powder, not containing added sugar or other sweetening matter
180620	Chocolate&other food preparations containg cocoa weighg more than 2 kg
180690	Chocolate and other food preparations containing cocoa nes
190190	Malt extract&food prep of Ch 19 <50% cocoa&hd 0401 to 0404 < 10% cocoa
190230	Pasta nes
190410	Prep foods obtaind by the swellg o roastg of cereal o cereal products
190531	Sweet biscuits
190532	Waffles and wafers
190590	Communion wafers,empty cachets f pharm use&sim prod&bakers' wares nes
210112	Coffee preparations based on extract/essence/conc.
210120	Tea or maté extracts,essences & concentrates & preparations thereof
210690	Food preparations nes
220299	Nonalcoholic beverages, nes (including milk-based drinks)
220300	Beer made from malt
230660	Palm nut/kernel oil-cake&oth solid residues,whether/not ground/pellet
230990	Animal feed preparations nes
271220	Paraffin wax containing by weight less than 0.75% of oil
283650	Calcium carbonate
290531	Ethylene glycol (ethanediol)
290545	Glycerol
291570	Palmitic acid, stearic acid, their salts and esters
291590	Saturated acyclic monocarboxylic acids and their derivatives, nes
291736	Terephthalic acid and its salts
293040	Methionine
320416	Reactive dyes and preparations based thereon
320611	Titanium pigments and preps, >80% titanium oxide
330290	Mixtures of odoriferous substf use as raw materials in industry,nes
340120	Soap nes
382311	Stearic acid
382312	Oleic acid
382319	Industrial fatty acids, acid oils nes
382499	Chemical products & preparations of the chemical or allied Industries, N.E.S.O.I.; residual products of the chemical or allied industries, N.E.S.O.I
390110	Polyethylene having a specific gravity of less than 0.94
390120	Polyethylene having a specific gravity of 0.94 or more
390190	Polymers of ethylene nes, in primary forms
390210	Polypropylene
390330	Acrylonitrile-butadiene-styrene (ABS) copolymers
390710	Polyacetals
390760	Polyethylene terephthalate
390799	Polyesters nes, in primary forms
390810	Polyamide-6, -11, -12, -6,6, -6,9, -6,10 or -6,12
392010	Film and sheet etc, non-cellular etc, of polymers of ethylene
392020	Film and sheet etc, non-cellular etc, of polymers of propylene
392321	Sacks and bags (including cones) of polymers of ethylene
392390	Articles for the conveyance or packing of goods nes, of plastics
392490	Household and toilet articles nes, of plastics
392620	Apparel and clothing accessories (incl gloves) of plastic
392690	Articles of plastics or of other materials of Nos 39.01 to 39.14 nes
400122	Technically specified natural rubber (TSNR)
400510	Rubber compounded with carbon black or silica (unvulcanised)
400591	Compounded rubber in plates, sheets and strip (unvulcanised)
400700	Vulcanised rubber thread and cord
401110	Pneumatic tyres new of rubber f motor car incl station wagons& racg cars
401519	Gloves nes of rubber
401699	Articles of vulcanised rubber nes, other than hard rubber
440312	Nonconiferous wood in the rough treated w paint or other preservatives
440729	Lumber, tropical hardwood nes, sawn lengthwise >6mm
440922	Nonconiferous tropical wood continuously shaped along any edge, end or face w/n planed, sanded/edge-jointed
441114	Medium density fibreboard MDF of wood, of a thickness > 9 mm
441231	Plywood consisting solely of sheets of wood <= 6 mm thick, with at least 1 outer ply of tropical wood
480519	Fluting paper, uncoated, in rolls of a width > 36 cm or in square or rectg
482370	Moulded or pressed articles of paper pulp, nes
540247	Filament yarn of polyester, single, untwisted incl. monofilament of < 67 decitex
540751	Woven fabrics,>/=85% of textured polyester filaments, unbl or bl, nes
540761	Woven fabric >85% non-textured polyester filaments
550320	Staple fibres of polyesters, not carded or combed
560311	Nonwovens, man-made filaments weighing <25g/m2
600622	Dyed cotton fabrics, knitted or crocheted, of a width of > 30 cm
610342	Mens/boys trousers & shorts, of cotton, knitted
610462	Womens/girls trousers and shorts, of cotton, knitted
610711	Mens/boys underpants and briefs, of cotton, knitted
610821	Womens/girls briefs and panties, of cotton, knitted
610910	T-shirts, singlets and other vests, of cotton, knitted
610990	T-shirts,singlets and other vests,of other textile materials,knitted
611020	Pullovers, cardigans and similar articles of cotton, knitted
611595	Full-length or knee-length stockings, socks and other hosiery, incl. f
611610	Gloves impregnated, coated or covered with plastics or rubber, knitted
611693	Gloves, mittens and mitts, nes, of synthetic fibres, knitted
630231	Bed linen, of cotton, nes
630392	Curtains/drapes/interior blinds curtain/bd valances,of syn fib,nt knit
640391	Footwear,outer soles of rubber/plast uppers of leather covg ankle nes
640399	Footwear, outer soles of rubber/plastics uppers of leather, nes
691200	Ceramic tableware, kitchenware, other household & toilet articles nes
700529	Float glass etc in sheets, non-wired nes
700719	Safety glass toughened (tempered) nes
701911	Chopped strands o glass fibres, length, 50mm
720851	Hot roll iron/steel, not coil >600mm x >10mm
730890	Structures & parts of structures,i/s (ex prefab bldgs of headg no.9406)
760120	Aluminium unwrought, alloyed
760200	Waste and scrap, aluminium
760720	Foil, aluminium, backed, not exceed 0.2mm thick excl any backing
780191	Lead unwrought containg by wght antimony as the principal oth element
841510	Air conditioning machines window or wall types, self-contained
841590	Parts of air conditioning machines
842139	Filtering or purifying machinery & apparatus for gases nes
842833	Cont-action elevators/conveyors for goods/mat, belt type nes
844250	Printg type,blocks,plates,cylinders&other printg components; blocks etc
850720	Lead-acid electric accumulators nes
850811	Vacuum cleaners, incl. dry cleaners & wet vacuum cleaners, with self
850870	Parts of vacuum cleaners, dry cleaners & wet vacuum cleaners, n.e.s.
851290	Parts of electrical lighting, signalling & defrosting equipment
851650	Microwave ovens
854370	Electrical machines & apparatus, having individual functions, n.e.s.
854411	Insulated (incl enamelled or anodised) winding wire of copper
854690	Electrical insulators, nes
871494	Bicycle brakes, incl coaster braking hubs, & parts thereof
871496	Bicycle pedals & crank-gear & parts thereof
901839	Needles, catheters, cannulae & the like, nes
901890	Instruments & appliances used in medical or veterinary sciences, nes
903289	Automatic regulating or controlling instruments & apparatus, nes
920790	Musical instruments nes, sound generated or amplified electrically
940161	Seats with wooden frames, upholstered nes
940169	Seats with wooden frames, nes
940190	Parts of seats other than those of heading 94.02
940320	Furniture, metal, nes
940340	Kitchen furniture, wooden, nes
940350	Bedroom furniture, wooden, nes
940360	Furniture, wooden, nes
940390	Furniture parts nes
940490	Articles of bedding/furnishing, nes, stuffed or internally fitted
960820	Felt tipped & other porous-tipped pens & markers

Malaysian Ringgit Exchange Rate with Selected Countries, January 2023 - September 2024

US Dollar

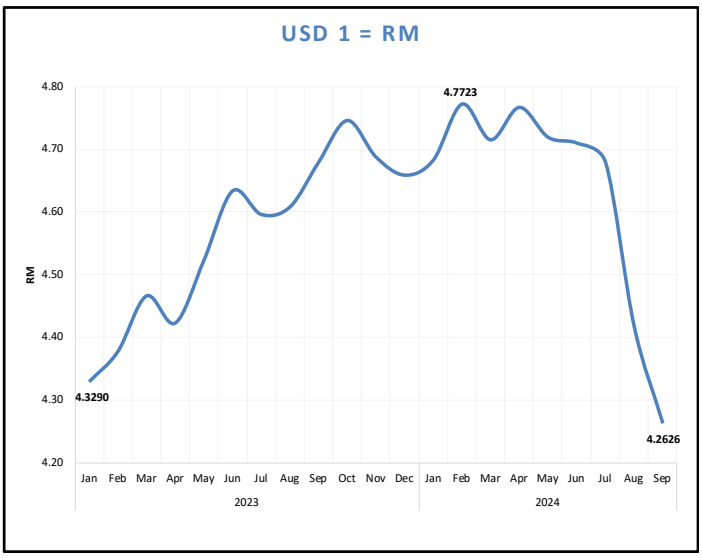

Pound Sterling

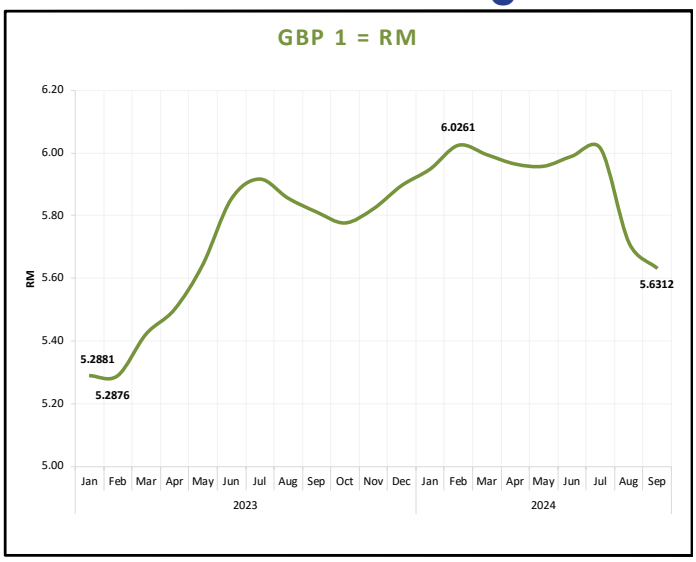

Euro

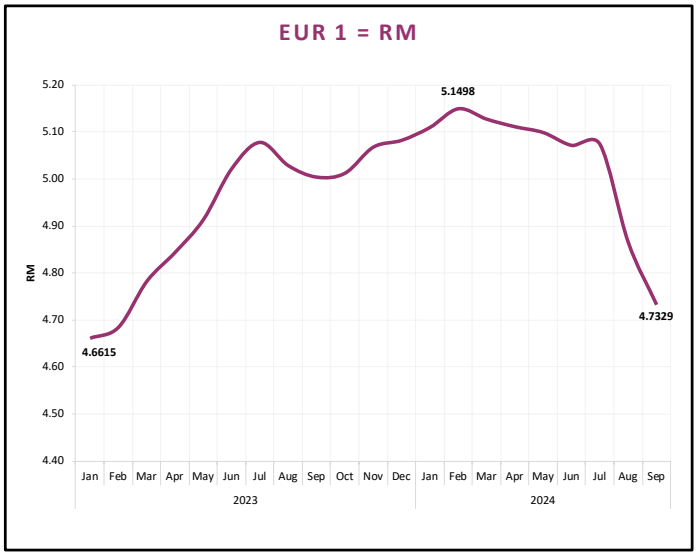

Australian Dollar

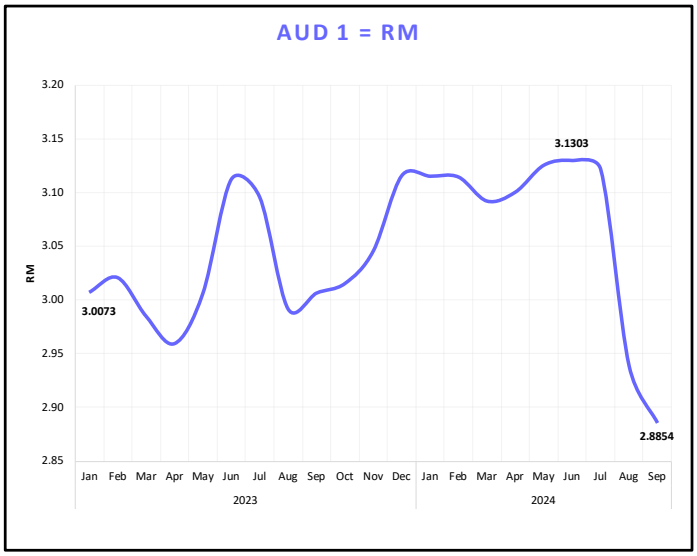

South Korean Won

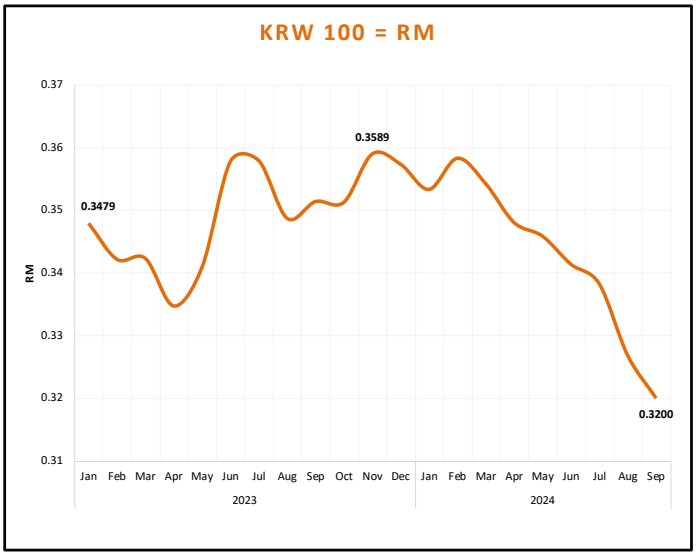

Brunei Dollar

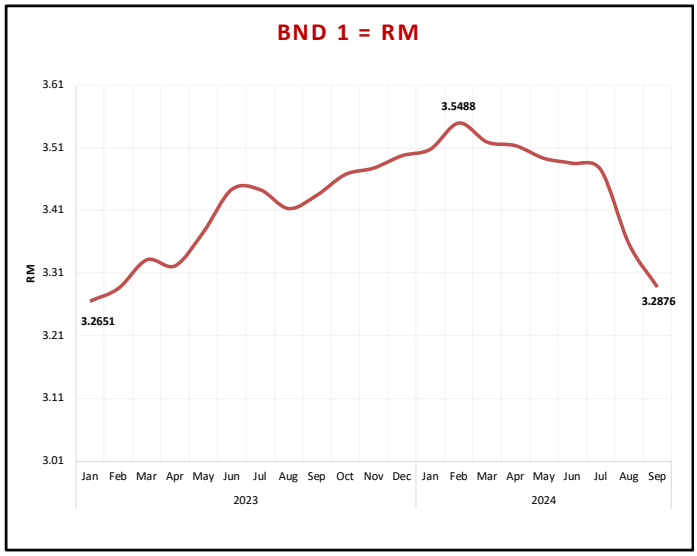

Source : Bank Negara Malaysia

Commodity Prices

CRUDE PETROLEUM (BRENT) -per bbl-

▲ 8.4%*
US$78.1
4 October 2024

Highest 2023/2024
5 Apr 2024 : US$91.2
29 Sept 2023 : US$95.3

Lowest 2023/2024
6 Sept 2024 : US$71.1
17 March 2023 : US$73.0

Average Price 2023 [i] : US$82.3

CRUDE PALM OIL -per MT-

▲ 1.1%*
US$1,030.6
4 October 2024

Highest 2023/2024
4 Oct 2024 : US$1,030.6
3 Mar 2023 : US$964.5

Lowest 2023/2024
5 Jan 2024 : US$791.5
2 Jun 2023 : US$737.2

Average Price 2023 [i] : US$842.3

RUBBER SMR 20 -per

▼ 0.2%*
US$2,092.0
4 October 2024

Average Price 2023 [i] : US$1,389.4

COCOA SMC 2 -per MT-

▼ 7.1%*
US$4,181.4
4 October 2024

Average Price 2023[i] : US$2,136.7

SUGAR -per lbs-

▼ 3.2%*
US$21.5
4 October 2024

Average Price 2023 [i] : US$23.6

COAL -per MT-

▲ 6.5%*
US$122.1
4 October 2024

Average Price 2023 [i] : US$127.0

SCRAP IRON HMS -per MT-

▲ 0.1%*
US$361.8
(high)

▼ 1.3%*
US$324.0
(low)

July 2024

Average Price 2023 [i] : US$389.3 (high)
Average Price 2023 [i] : US$354.8 (low)

Domestic Prices
July 2024



Billets
(per MT)
RM2,480 - RM2,537



Steel Bars
(per MT)
RM2,704 – RM2,829

Notes: All figures have been rounded to the nearest decimal point
* Refer to % change from the previous week's price
i Average price in the year except otherwise indicated

Sources: Ministry of Investment, Trade and Industry, Malaysian Palm Oil Board, Malaysian Rubber Board, Markets Insider, Malaysian Cocoa Board, Malaysian Iron and Steel Industry Federation, and International Sugar Organization.

MITI Tower, No.7, Jalan Sultan Haji Ahmad Shah, 50480 Kuala Lumpur
Tel:+603-8000 8000 Fax: +603-6202 9446

Commodity Price Trends

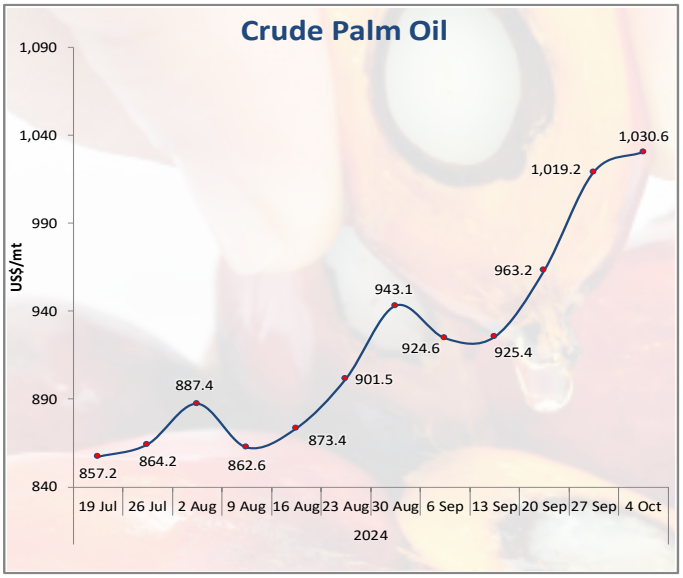

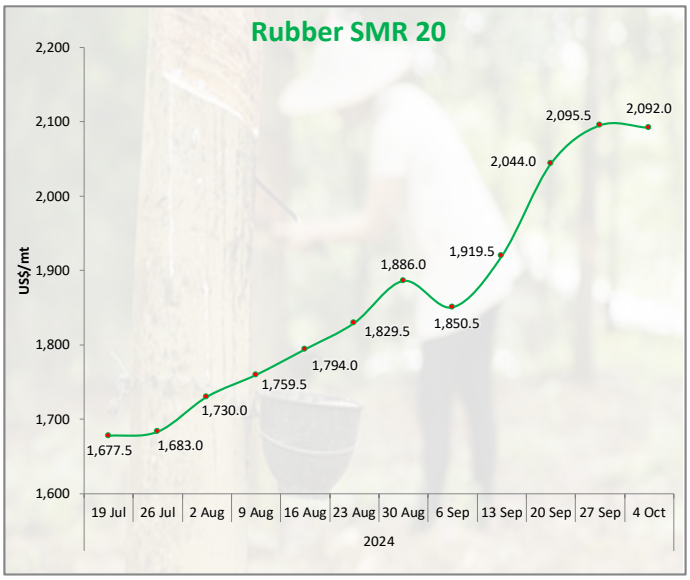

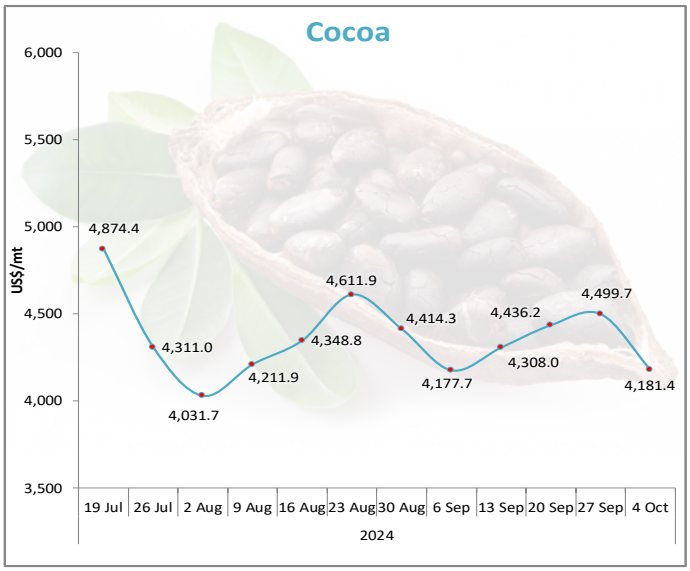

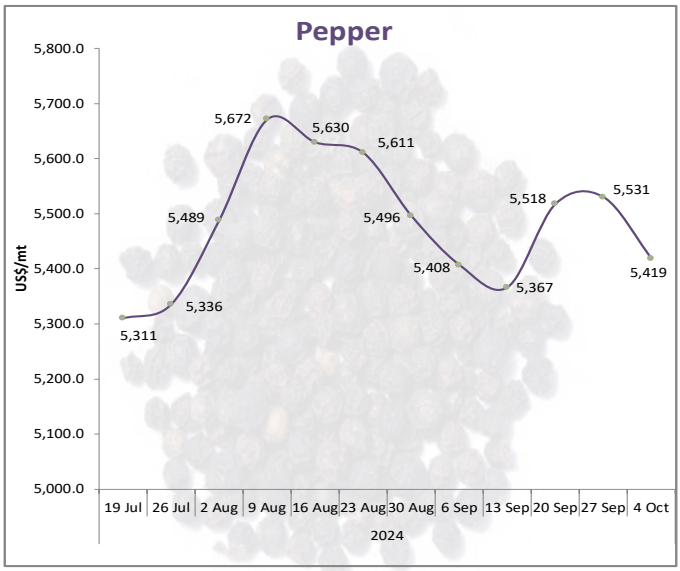

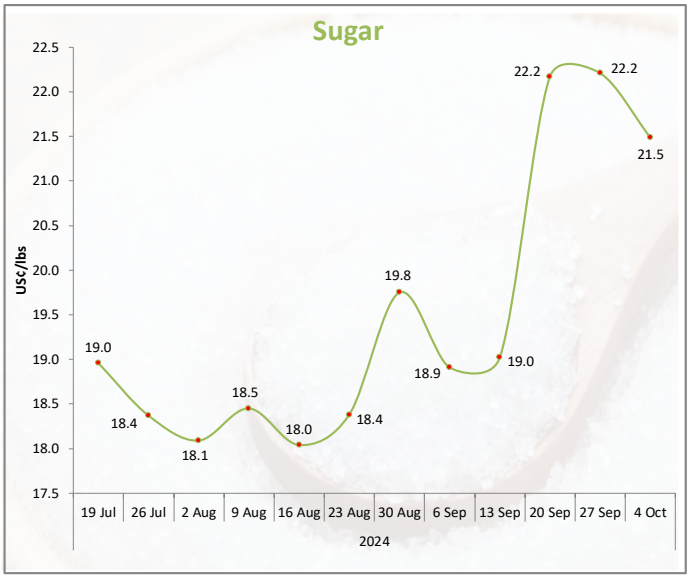

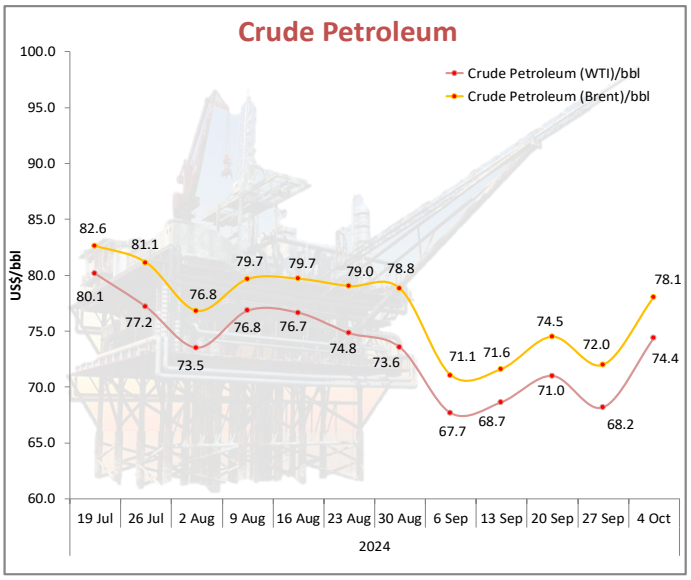

Sources: Ministry of Investment, Trade and Industry, Malaysian Palm Oil Board, Malaysian Rubber Board, Malaysian Cocoa Board, Malaysian Pepper Board, International Sugar Organization, Markets Insider.

MITI Tower, No.7, Jalan Sultan Haji Ahmad Shah, 50480 Kuala Lumpur
Tel:+603-8000 8000 Fax: +603-6202 9446

Commodity Price Trends

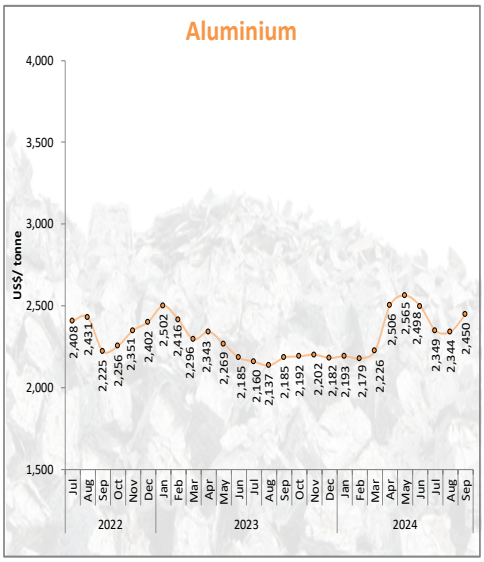

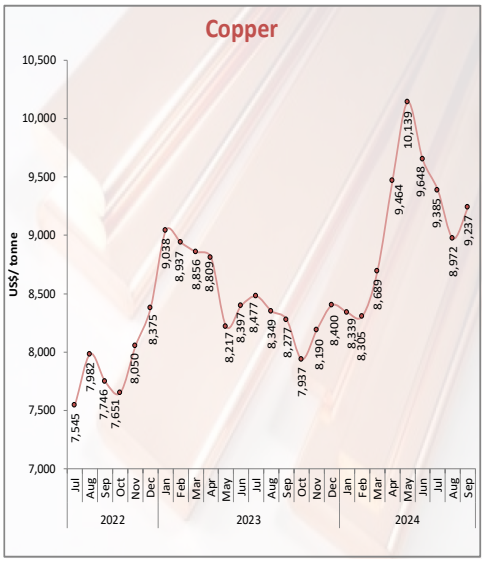

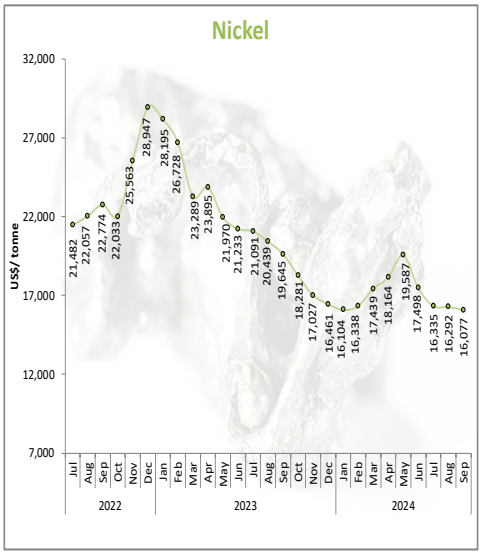

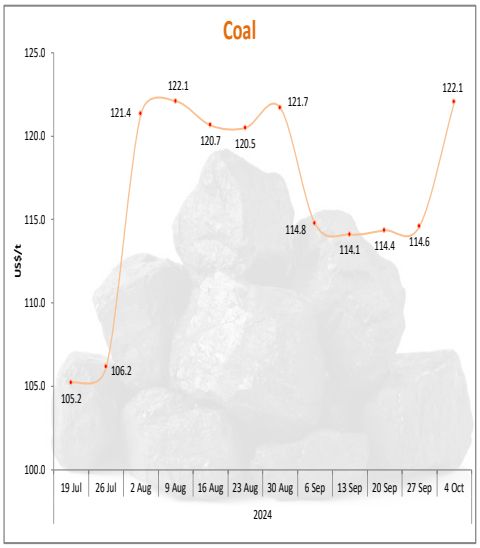

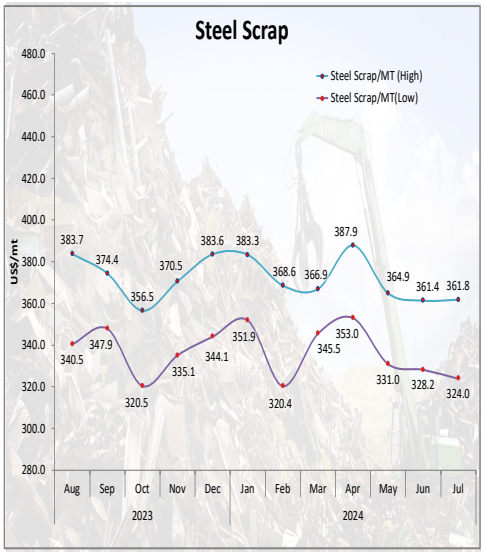

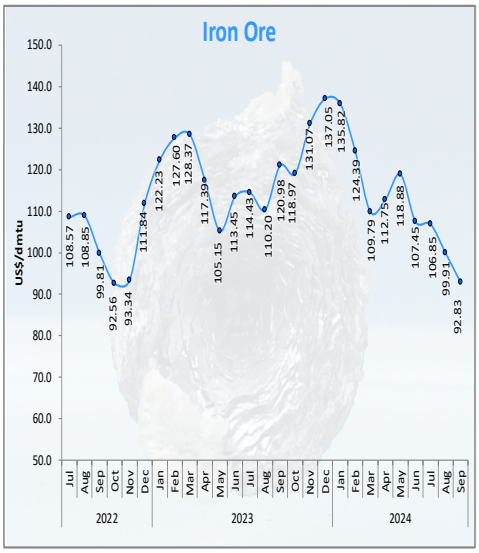

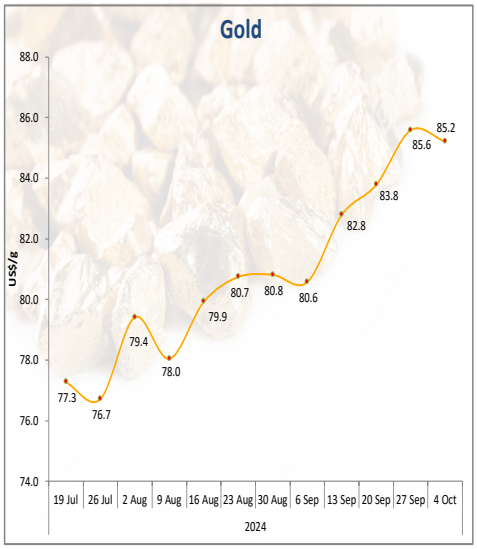

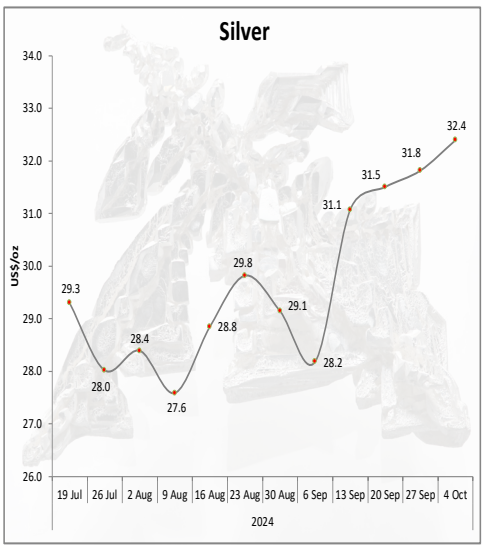

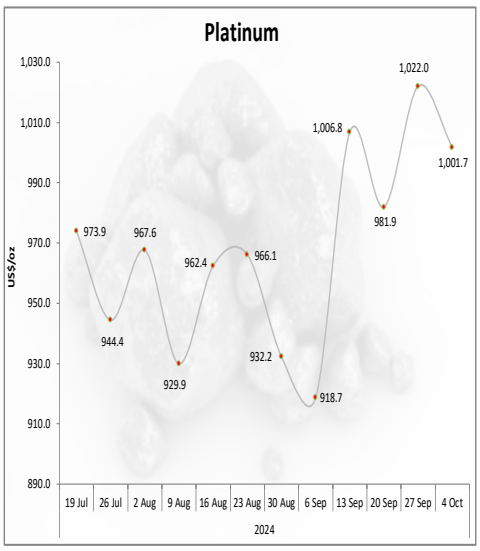

Sources: Ministry of Investment, Trade and Industry, Malaysian Iron and Steel Industry Federation, Markets Insider, World Bank, World Gold Council, The Wall Street Journal.

MITI Tower, No.7, Jalan Sultan Haji Ahmad Shah, 50480 Kuala Lumpur
Tel:+603-8000 8000 Fax: +603-6202 9446

ALL YOU NEED TO KNOW

RCEP

ALL YOU NEED TO KNOW

RCEP

Regional Comprehensive Economic Partnership (RCEP)

The Regional Comprehensive Economic Partnership (RCEP) Agreement is designed to broaden and deepen ASEAN's engagement with Australia, China, Japan, Korea and New Zealand. The objective of the trade agreement is to establish a modern, comprehensive, high-quality, and mutually beneficial economic partnership that will facilitate the expansion of regional trade and investment and contribute to global economic growth and development in the region.

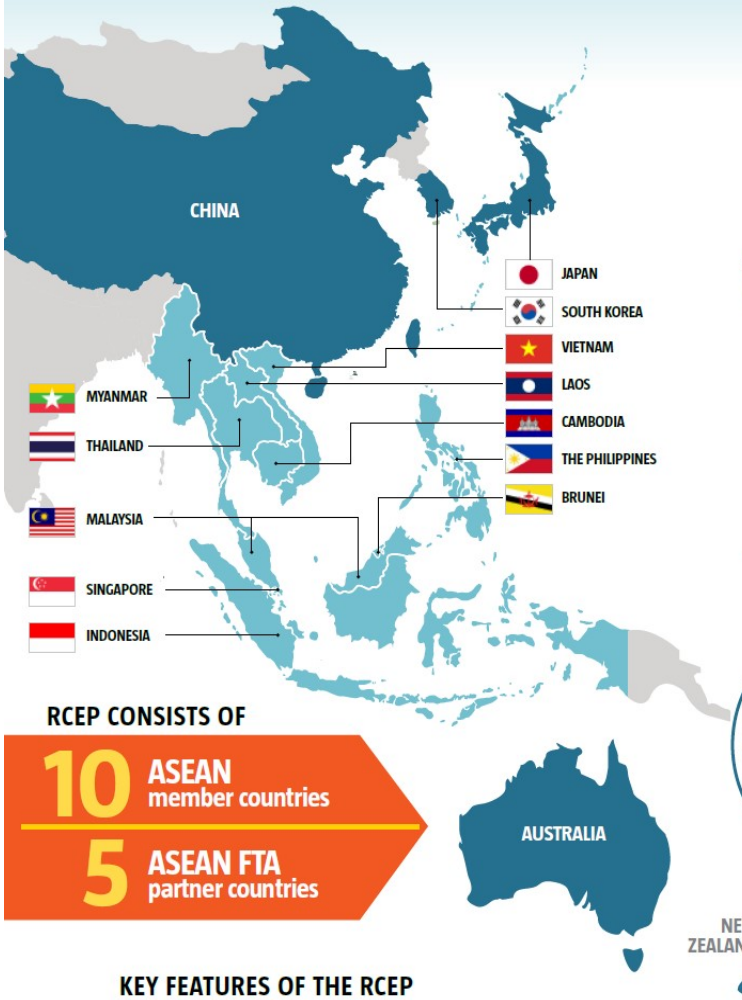

2012

The decision to initiate the Regional Comprehensive Economic Partnership (RCEP) Agreement begins at the 21st ASEAN Summit

2020

The RCEP is officially signed by 10 ASEAN member countries along with five ASIAN FTA partner countries after 31 rounds of formal negotiations

Total Population 2.2 billion

Total GDP US$24.8 billion
28.9% of the world's GDP

RCEP CONSISTS OF

10 ASEAN member countries

5 ASEAN FTA partner countries

PRIMARY OBJECTIVES

The RCEP Agreement is created to establish a modern, comprehensive, high-quality, and mutually beneficial economic partnership that will facilitate the expansion of regional trade and investment and contribute to global economic growth and development amongst RCEP member countries.

The single regional free trade agreement (FTA) is also intended to strengthen regional value chain for businesses in the region, particularly the Small and Medium Enterprises (SMEs).

It is designed to create and support an open, inclusive, and rules-based multilateral trading system, which will in turn create avenues for market and employment opportunities for businesses and people within the region.

The trade agreement will allow businesses in RCEP member countries to gain access to a much wider regional market. Progressive elimination and reduction of customs duties for trade in goods as well as facilitation of export and import of goods among the RCEP countries will serve to enhance inter and intra-regional trade and investment whilst strengthening regional value chains.

To serve as a vital economic tool to spur economic growth in the region. It will also allow more seamless opening of markets whilst creating uninterrupted supply chains within the region. The trade agreement is also intended to help facilitate transparency, information exchange and better compliance for technical regulations and standards amongst RCEP member countries.

KEY FEATURES OF THE RCEP

Trade In Goods

Progressive elimination of tariff and non-tariff barriers on substantially all trade in goods including the related chapters of rules of origin, customs procedures, sanitary and phytosanitary measures, standards, technical regulations and conformity assessment procedures and trade remedies in order to establish a free trade area among the parties.

Trade In Services

Liberalisation of services sectors, including financial services, telecommunications services and movement of natural persons. The RCEP will be comprehensive, of high quality and substantially eliminate restrictions and/or discriminatory measures with respect to trade in services between the RCEP participating countries. Rules and obligations on trade in services under the RCEP will be consistent with the General Agreement on Trade in Services (GATS).

Investment

Promotion, facilitation, protection and liberalisation of investment. The RCEP will aim to create a liberal, facilitative, and competitive investment environment in the region based on these four pillars in order to create an enabling investment environment in the region along with improved investment facilitation provisions as well as investor aftercare.

Economic & Technical Cooperation

The economic and technical cooperation provisions in the RCEP will build upon existing economic cooperation arrangements between ASEAN and ASEAN's FTA partners to narrow the development gaps amongst member countries. Under the RCEP agreement, cooperation activities will also intrude trade activities such as include e-commerce and other areas that would be mutually agreed upon by the RCEP participating countries.

Protection Of Intellectual Property Rights

Aimed at reducing IP-related barriers to trade and investment by promoting economic integration and cooperation in the utilization, protection and enforcement of intellectual property rights amongst RCEP member countries.

MINISTRY OF INVESTMENT, TRADE AND INDUSTRY

MITI Tower, No.7, Jalan Sultan Haji Ahmad Shah, 50480 Kuala Lumpur
Tel:+603-8000 8000 Fax: +603-6202 9446

ALL YOU NEED TO KNOW

Industry4WRD

MINISTRY OF INVESTMENT, TRADE AND INDUSTRY

INDUSTRY4WRD READINESS ASSESSMENT

Get your firm assessed. Be ready for Industry 4.0.

All you need to know about Industry4WRD RA

What is it?

Trained assessors will help you to understand your readiness for Industry 4.0 and make recommendations on where to start your transformation.

Who is eligible?

- Manufacturing and its related services sector
- Valid registration and business licences
- Company has at least 60% local equity
- In operation for more than 3 years

What are the benefits?

- Identify areas of improvement in terms of people, process and technology.
- Receive comprehensive readiness report.
- Be entitled to apply for financial incentives.

Incentives for RA

- Government-funded assessment for eligible SMEs.
- Others will get tax exemption on RA fees up to RM27k.

Enquiries

- General: i4.0@miti.gov.my
- RA: industry4wrd@mpc.gov.my

Scan me

Process Flow

A FEW SIMPLE STEPS

Readiness Assessment

1. APPLY NOW! — Apply online at www.miti.gov.my/industry4wrd
2. Evaluation by Committees
3. Onsite Assessment
4. Receive RA Report

Business Intervention

5. Develop Intervention Proposal
6. Apply for Financial Incentives
7. Implement the Intervention Plan

MITI Tower, No.7, Jalan Sultan Haji Ahmad Shah, 50480 Kuala Lumpur
Tel:+603-8000 8000 Fax: +603-6202 9446

Announcements



Dear Readers,

Kindly click the link below for any comments in this issue. MWB reserves the right to edit and republish letters as reprints.

http://www.miti.gov.my/index.php/forms/form/13