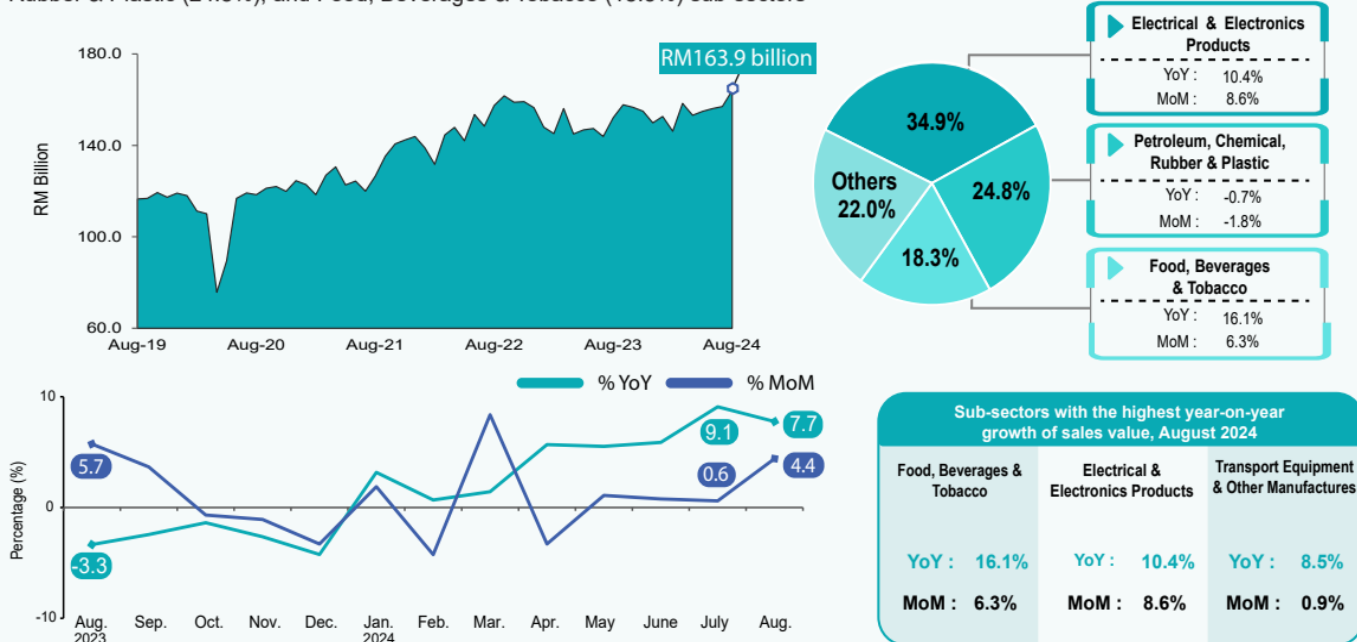


MANUFACTURING STATISTICS, AUGUST 2024

Sales Value of the Manufacturing Sector, August 2024

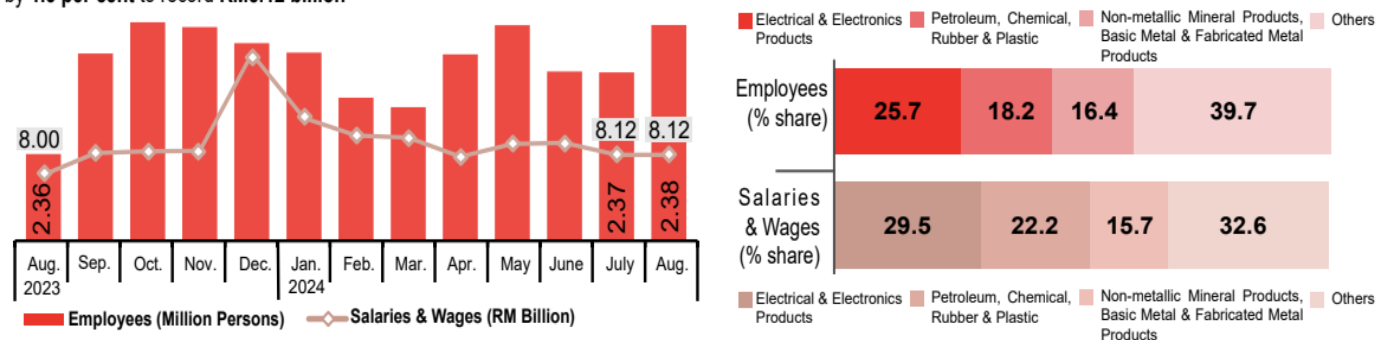
The sales value in the Manufacturing sector stood at RM163.9 billion in August 2024, increased 7.7 per cent

More than two-thirds of Manufacturing sales value was contributed by Electrical & Electronics Products (34.9%); Petroleum, Chemical, Rubber & Plastic (24.8%); and Food, Beverages & Tobacco (18.3%) sub-sectors



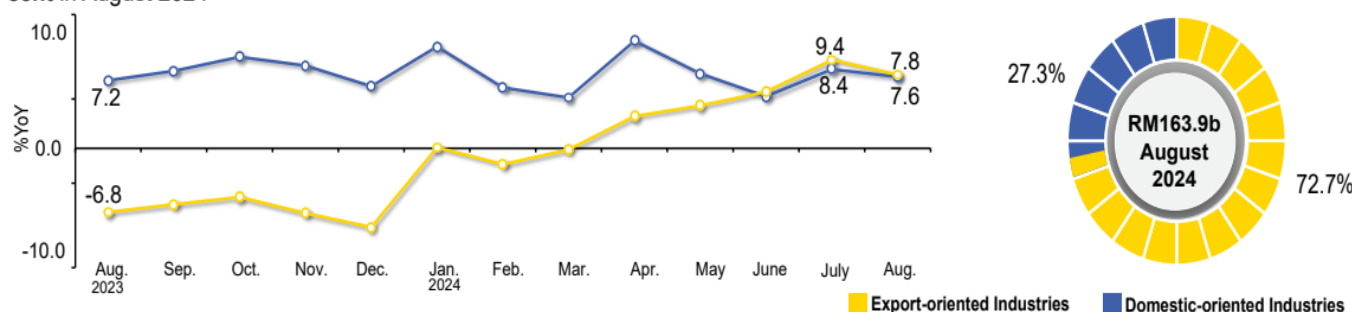
Number of Employees and Salaries & Wages, August 2024

There were 2.38 million persons engaged in the Manufacturing sector in August 2024, which rose by 1.0 per cent year-on-year. Meanwhile, salaries & wages grew by 1.5 per cent to record RM8.12 billion



Export and Domestic-oriented Industries

The sales value of the export-oriented industries increased by 7.8 per cent while the domestic-oriented industries expanded by 7.6 per cent in August 2024

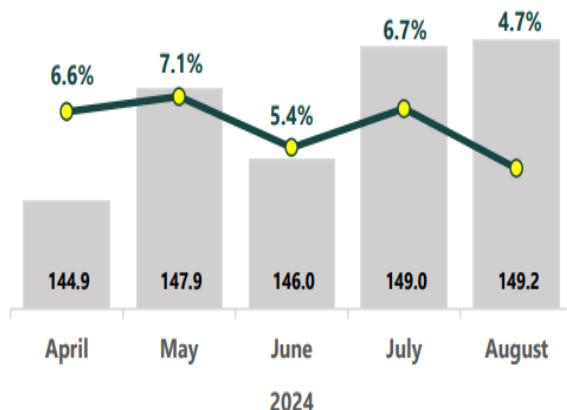


%YoY: Percentage change year-on-year | b: billion
%MoM: Percentage change month-on-month

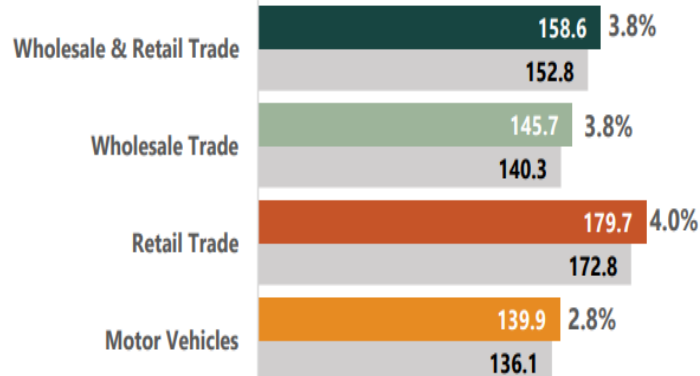
Source: Manufacturing Statistics Malaysia, August 2024, Department of Statistics Malaysia (DOSM)

WHOLESALE & RETAIL TRADE, AUGUST 2024

Sales Value of Wholesale & Retail Trade
(RM billion)



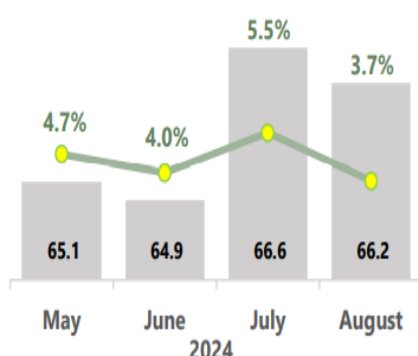
Volume Index



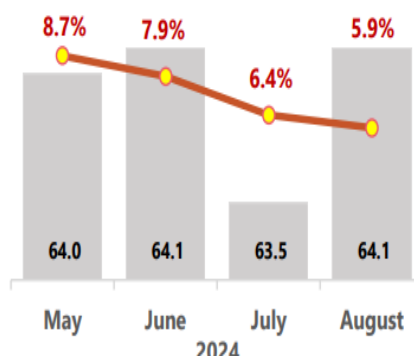
■ August 2024 ■ August 2023

Seasonally Adjusted Volume Index August 2024: -2.9%

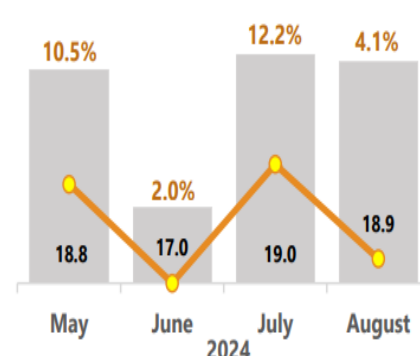
Sales Value of Wholesale Trade
(RM billion)



Sales Value of Retail Trade
(RM billion)

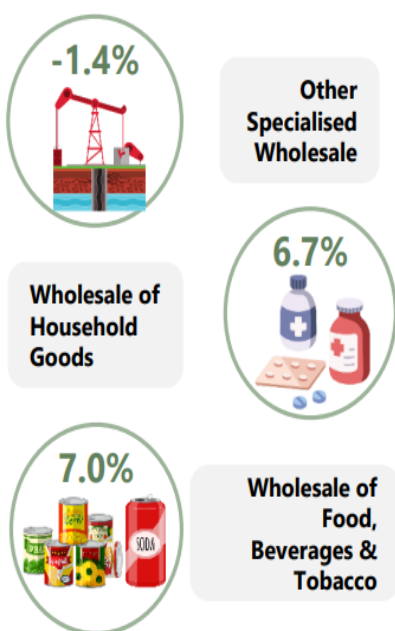


Sales Value of Motor Vehicles
(RM billion)



MAIN GROUPS (SALES VALUE)

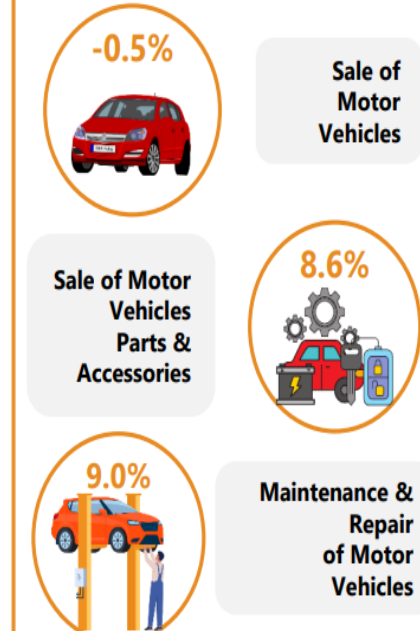
Wholesale Trade



Retail Trade



Motor Vehicles

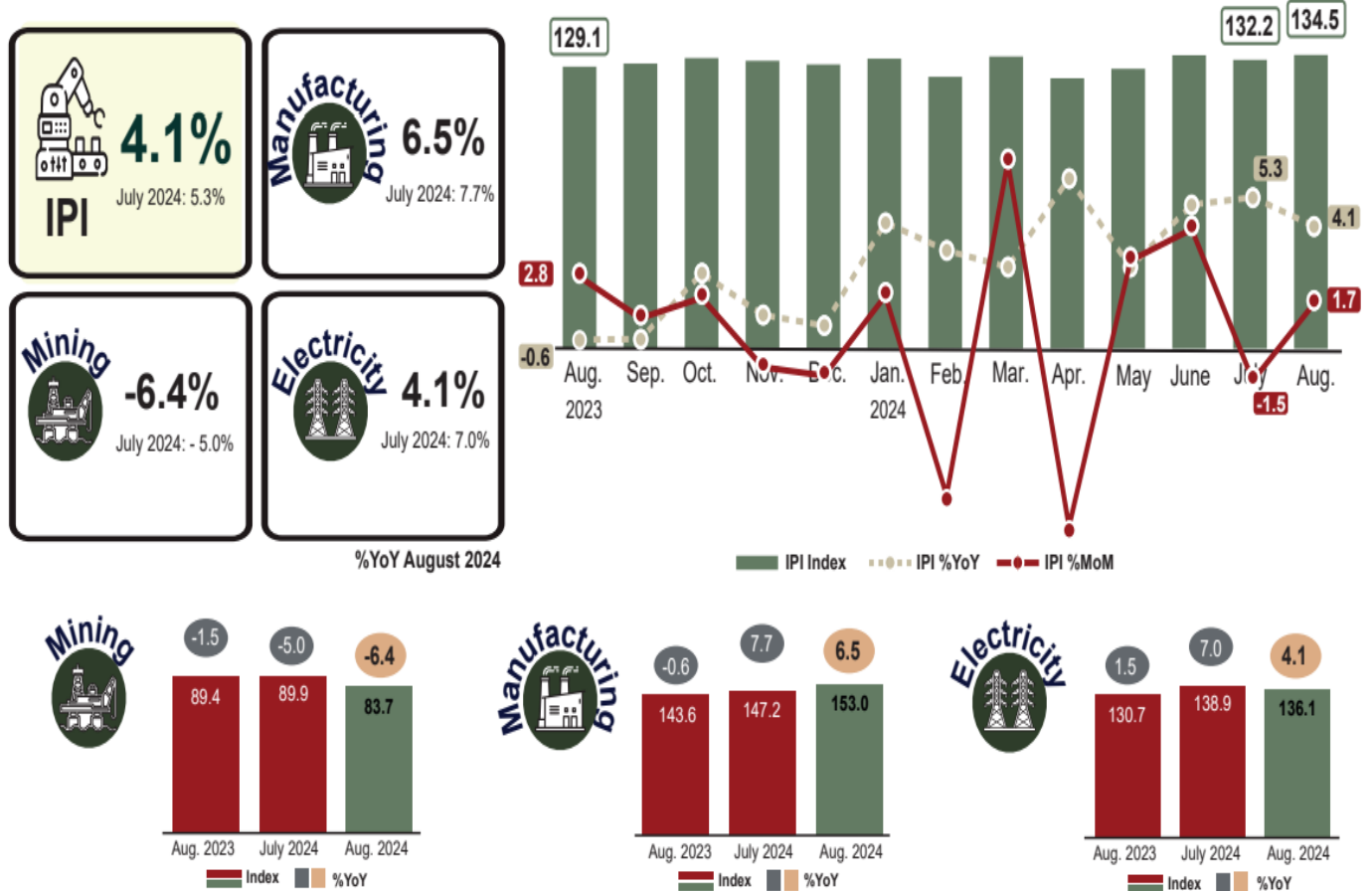


Percentage change: Year-on-Year

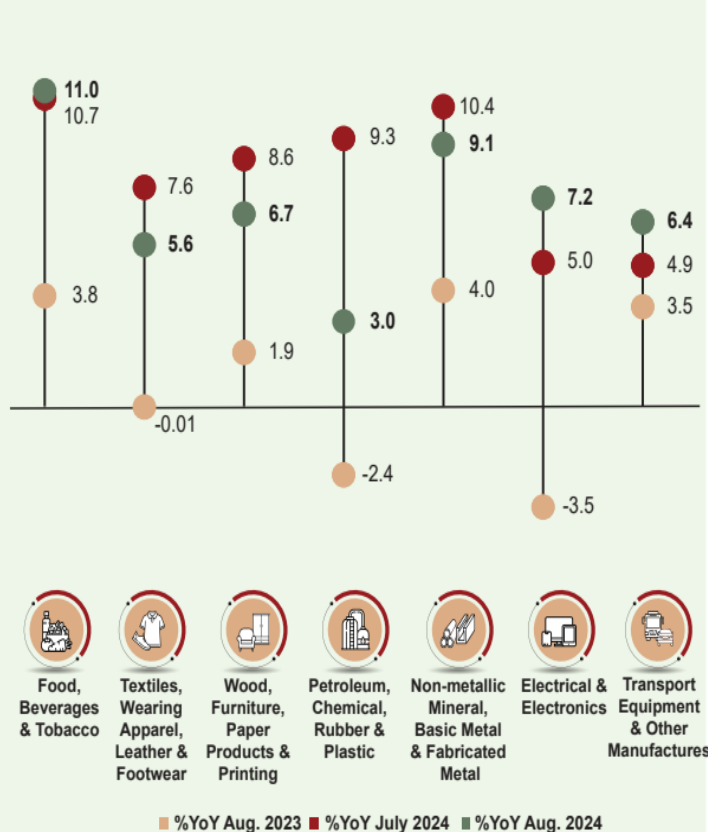
Source: Performance of Wholesale & Retail Trade, August 2024
Department of Statistics Malaysia (DOSM)

INDUSTRIAL PRODUCTION INDEX, AUGUST 2024

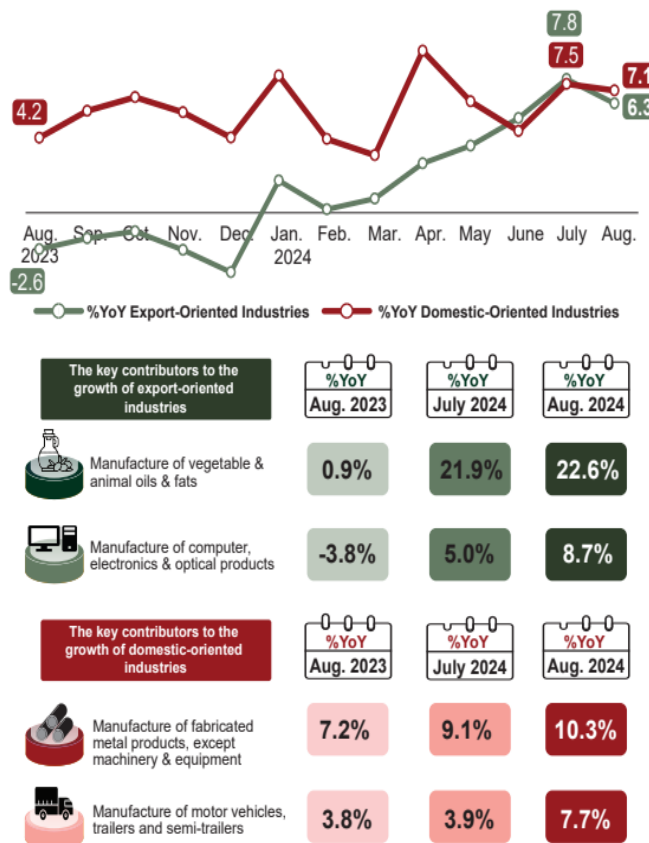
The Industrial Production Index rose 4.1 per cent in August 2024



Manufacturing sub-sectors



Export and Domestic-Oriented Industries

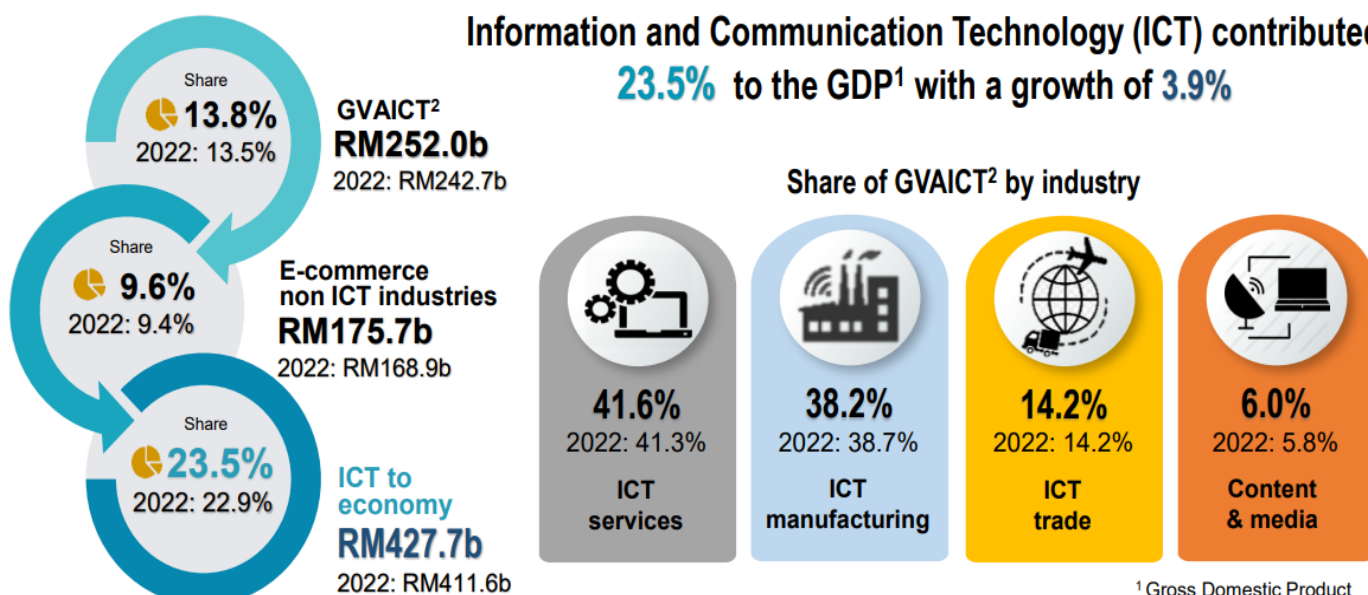


% YoY: Percentage change year-on-year
% MoM: Percentage change month-on-month

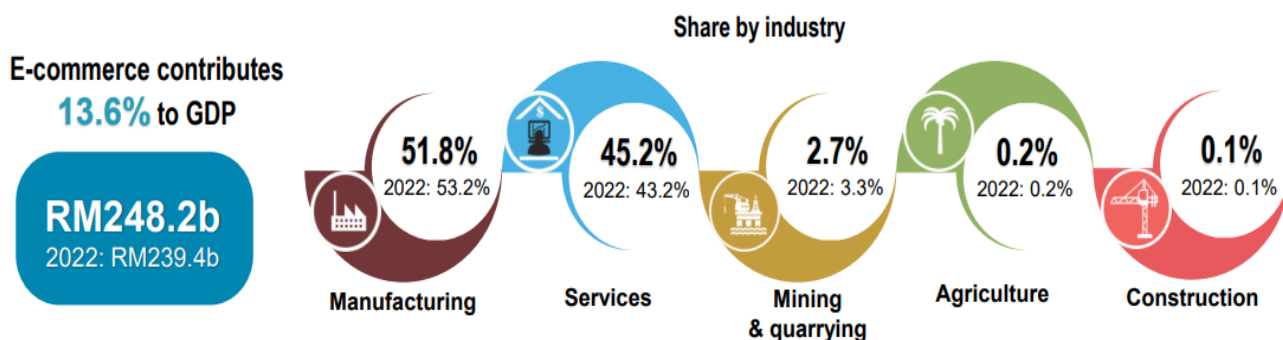
Source: Index of Industrial Production Malaysia, August 2024, Department of Statistics Malaysia (DOSM)

RUBBER STATISTICS, AUGUST 2024

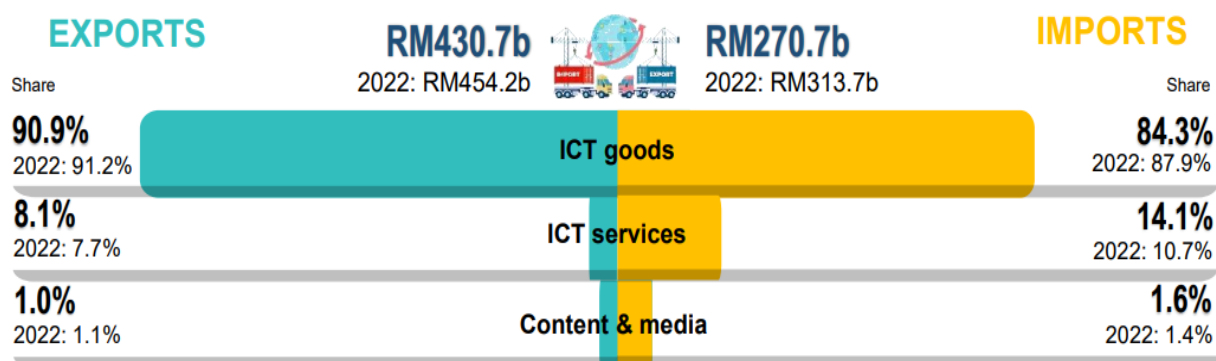
Information and Communication Technology (ICT) contributed **23.5%** to the GDP¹ with a growth of **3.9%**



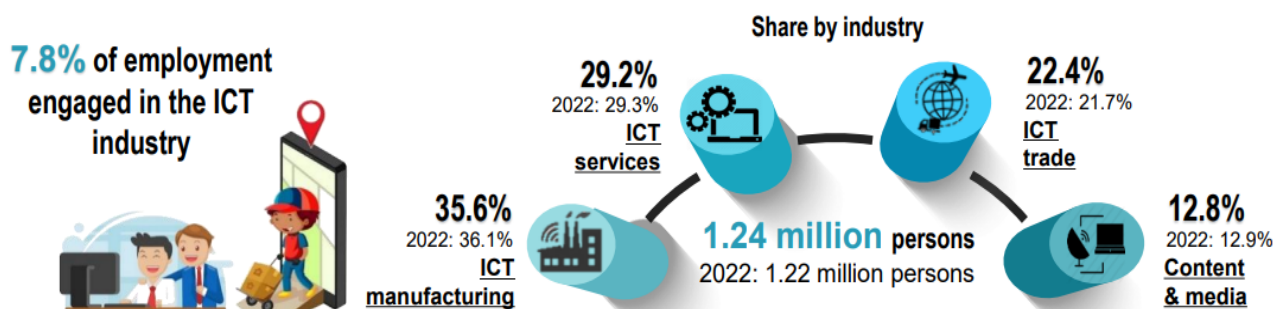
GROSS VALUE ADDED OF E-COMMERCE



EXPORTS & IMPORTS OF ICT PRODUCTS



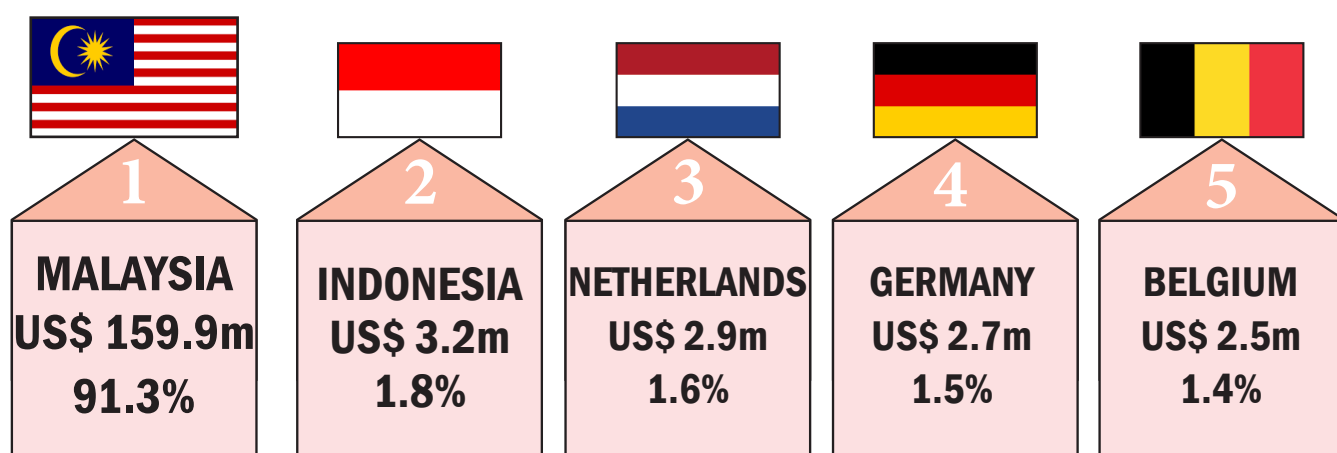
EMPLOYMENT OF ICT INDUSTRY



Source: Information and Communication Technology Satellite Account 2023
Department of Statistics Malaysia (DOSM)


MALAYSIA AS WORLD LARGEST EXPORTERS OF DARK RED MERANTI, LIGHT RED MERANTI AND MERANTI BAKAU, SAWN OR CHIPPED LENGTHWISE, SLICED OR PEELED, WHETHER OR NOT PLANED, SANDED OR END-JOINTED, OF A THICKNESS OF > 6 MM

In 2023, Malaysia's export of dark red meranti, light red meranti and meranti bakau, sawn or chipped lengthwise, sliced or peeled, whether or not planed, sanded or end-jointed, of a thickness of > 6 mm recorded US\$ 159.9 million which was 91.3% share of the world exports.



Notes:
 -*HS440725
 -% refer to share in world exports

MALAYSIA'S TOP EXPORT DESTINATIONS



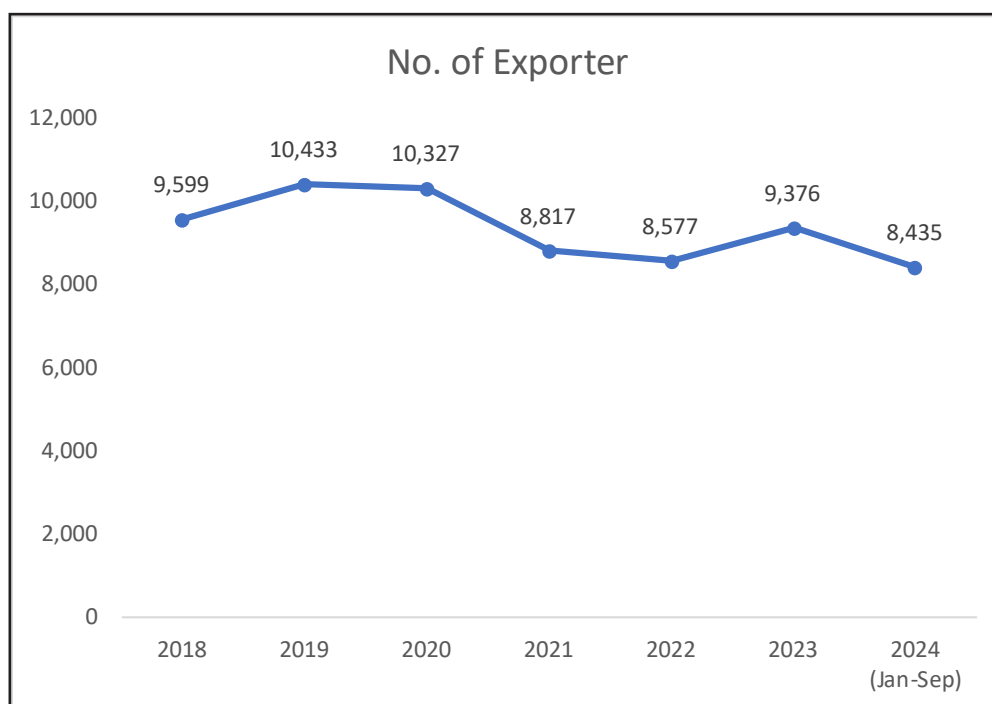
Source: <https://www.trademap.org/index.aspx>

Number of Exporter using Preferential Certificates of Origin (PCOs) as at 6 October 2024

Weekly



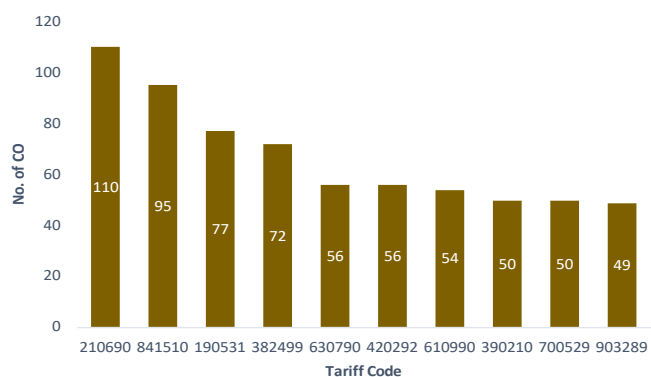
Annually



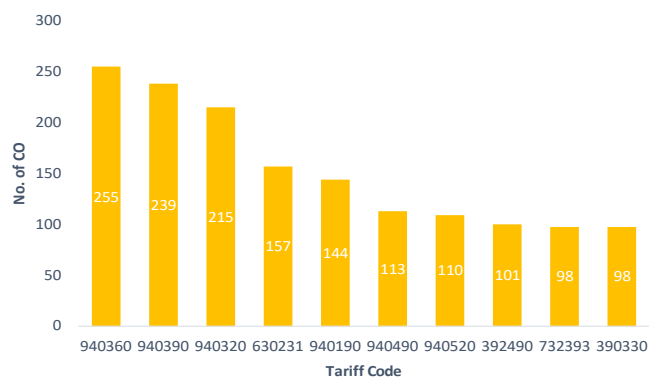
Note: *Provisional Data
Source: Ministry of Investment, Trade and Industry, Malaysia

Weekly Top Product by Preferential Certificates of Origin (PCOs) as at 6 October 2024

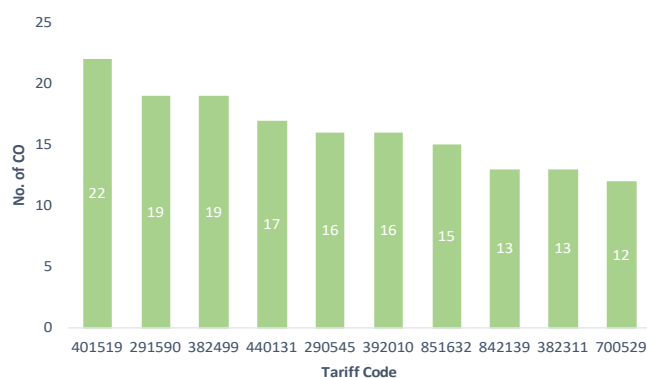
ASEAN Trade in Goods Agreement (ATIGA)



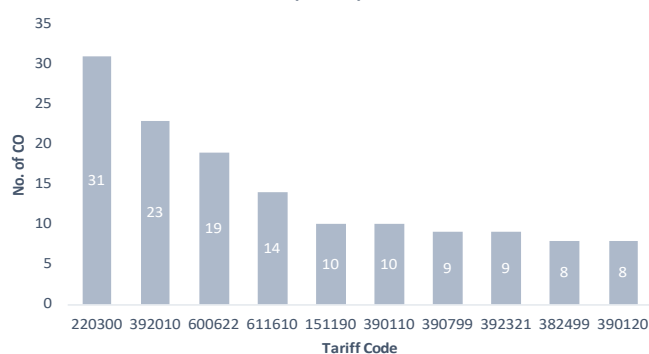
ASEAN-China Free Trade Agreement (ACFTA)



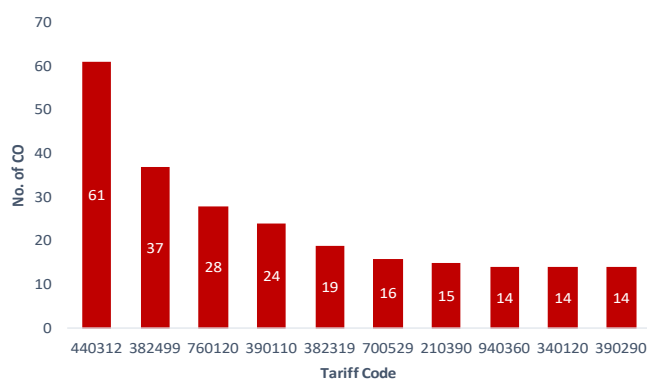
ASEAN-Korea Free Trade Agreement (AKFTA)



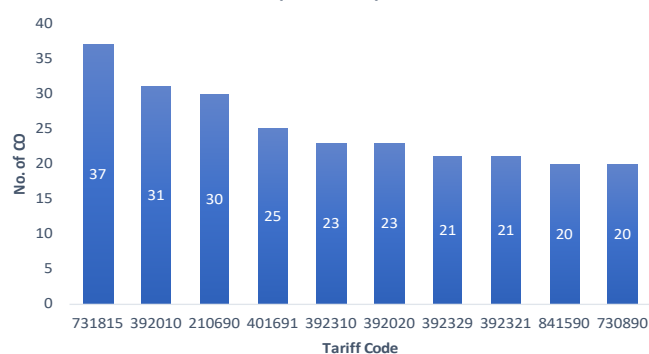
ASEAN-Japan Comprehensive Economic Partnership (AJCEP)



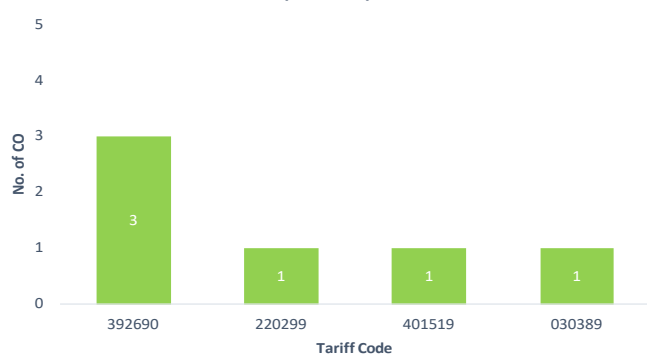
ASEAN-India Free Trade Agreement (AIFTA)



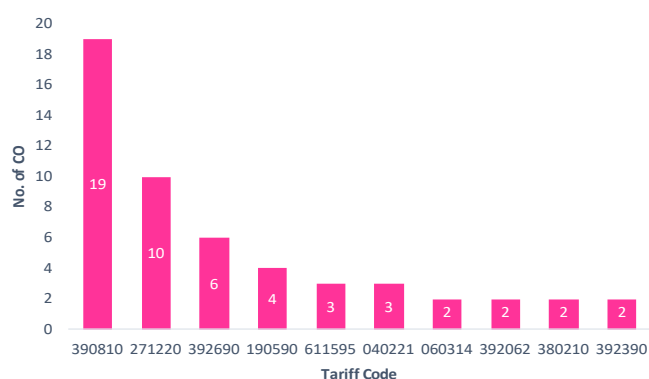
ASEAN-Australia-New Zealand Free Trade Agreement (AANZFTA)



ASEAN-Hong Kong, China Free Trade Agreement (AHKFTA)



Regional Comprehensive Economic Partnership (RCEP)

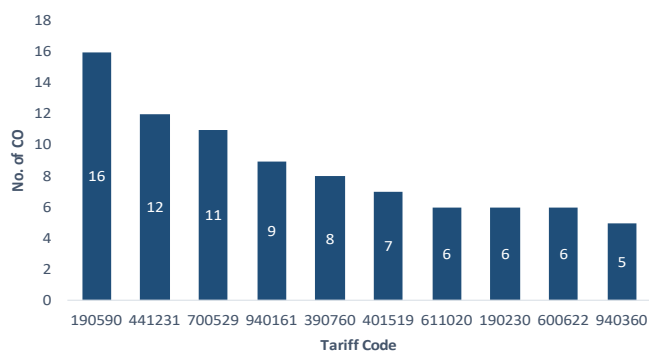


Note: *Provisional Data

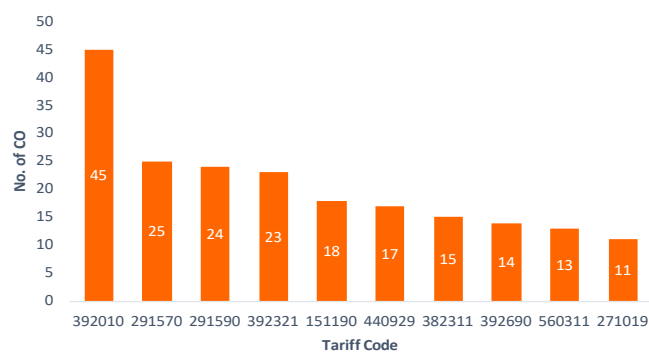
Source: Ministry of Investment, Trade and Industry, Malaysia

Weekly Top Product by Preferential Certificates of Origin (PCOs) as at 6 October 2024

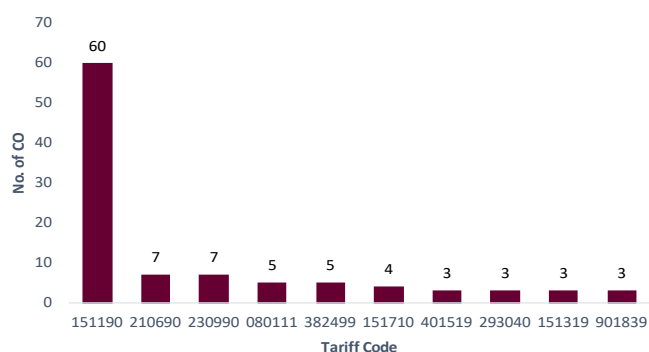
Comprehensive & Progressive Agreement for Trans-Pacific Partnership (CPTPP)



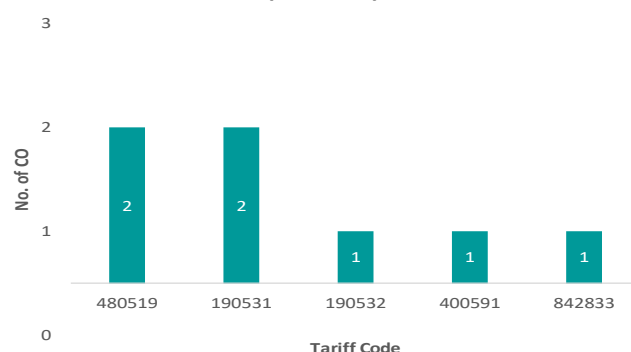
Malaysia-Japan Economic Partnership Agreement (MJEPA)



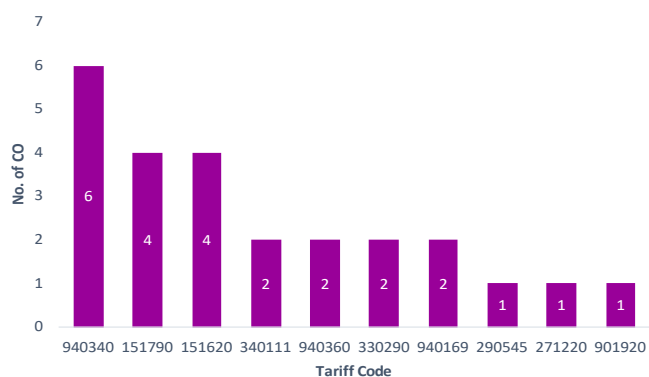
Malaysia-Pakistan Closer Economic Partnership Agreement (MPCEPA)



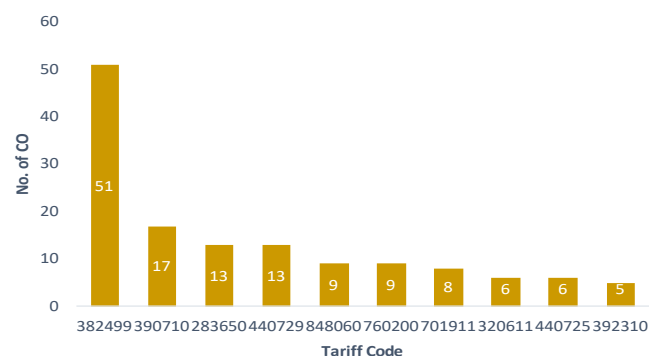
Malaysia-New Zealand Free Trade Agreement (MNZFTA)



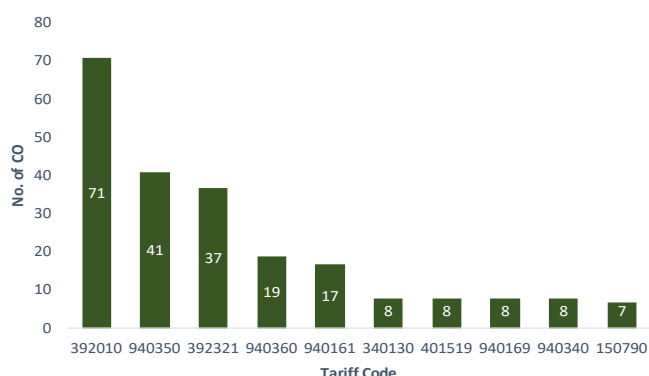
Malaysia-Chile Free Trade Agreement (MCFTA)



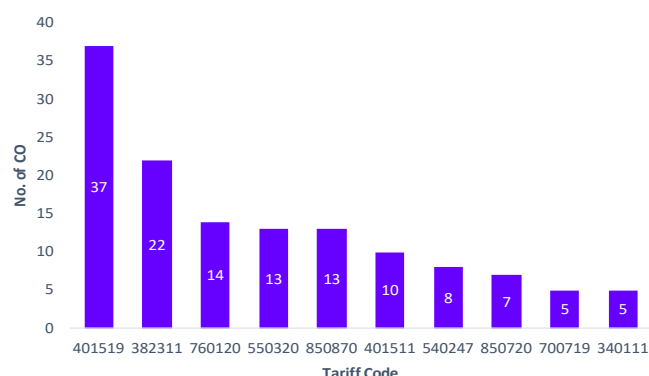
Malaysia-India Comprehensive Economic Cooperation Agreement (MICECA)



Malaysia-Australia Free Trade Agreement (MAFTA)



Malaysia-Turkey Free Trade Agreement (MTFTA)

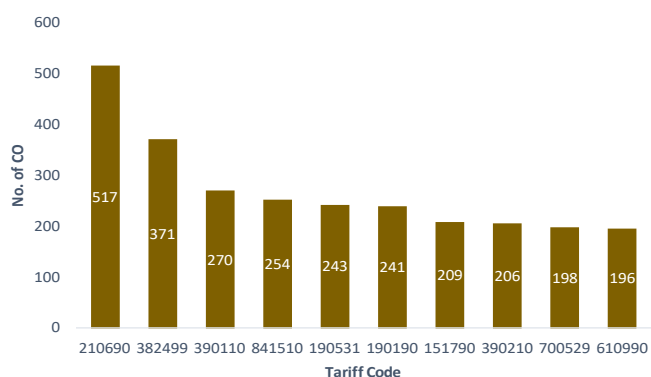


Note: *Provisional Data

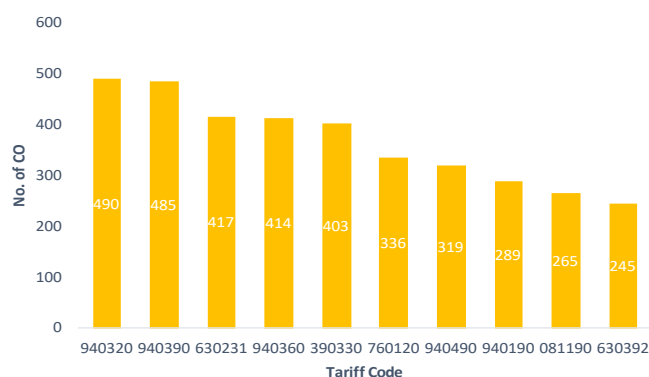
Source: Ministry of Investment, Trade and Industry, Malaysia

Monthly Top Product by Preferential Certificates of Origin (PCOs) as at September 2024

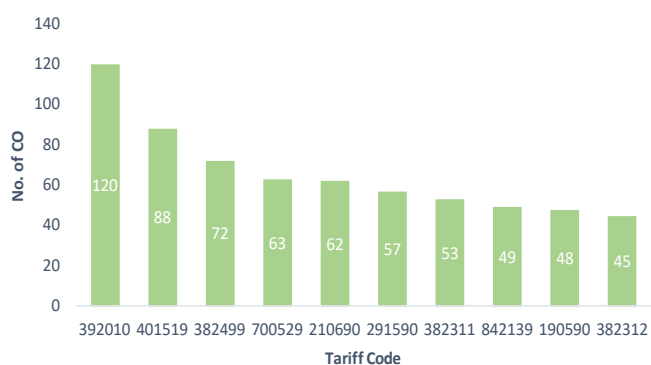
ASEAN Trade in Goods Agreement (ATIGA)



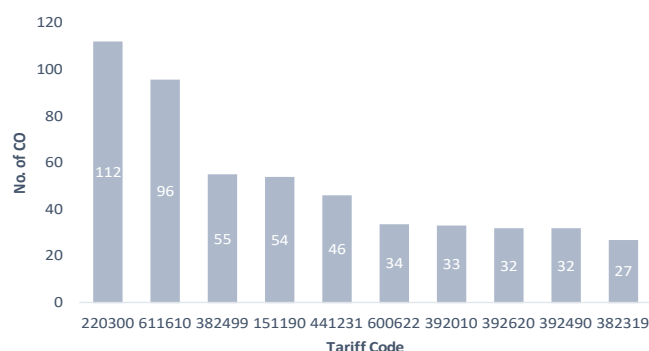
ASEAN-China Free Trade Agreement (ACFTA)



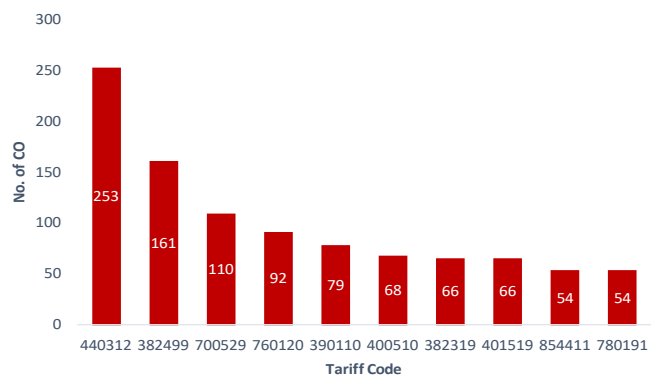
ASEAN-Korea Free Trade Agreement (AKFTA)



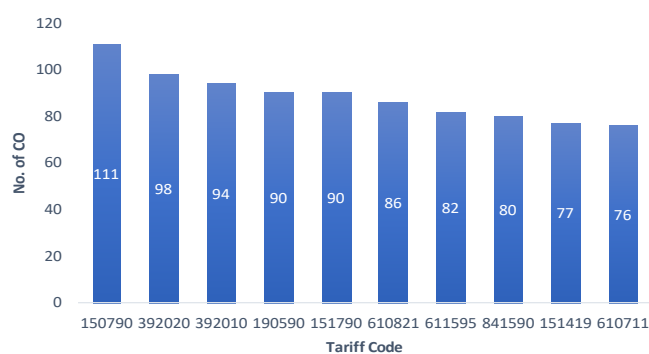
ASEAN-Japan Comprehensive Economic Partnership (AJCEP)



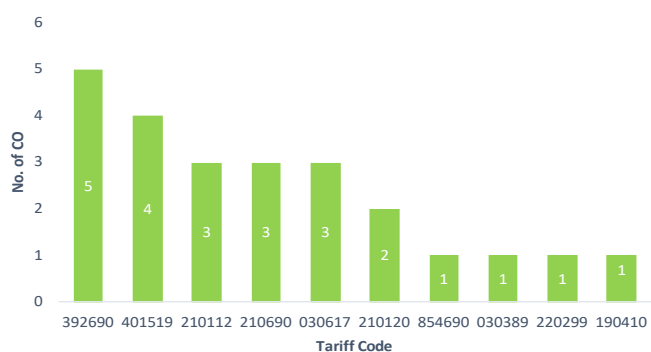
ASEAN-India Free Trade Agreement (AIFTA)



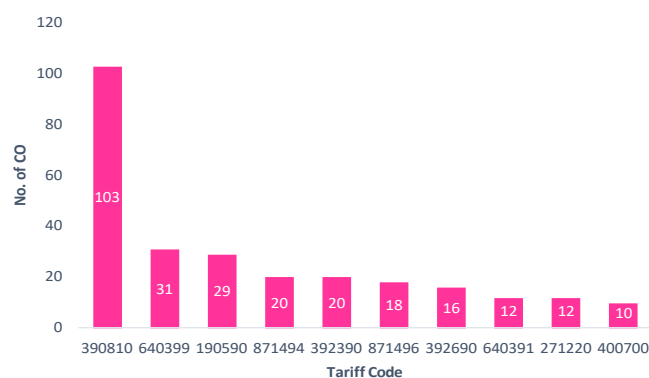
ASEAN-Australia-New Zealand Free Trade Agreement (AANZFTA)



ASEAN-Hong Kong, China Free Trade Agreement (AHKFTA)



Regional Comprehensive Economic Partnership (RCEP)

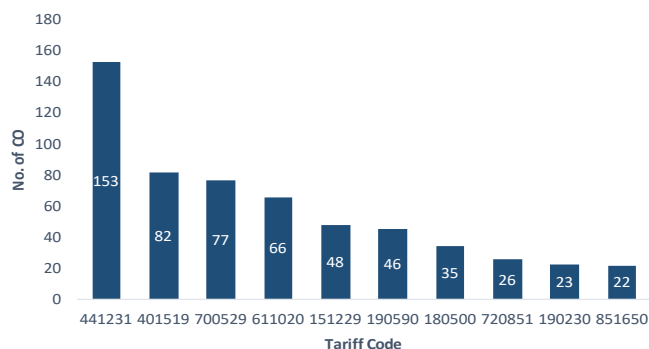


Note: *Provisional Data

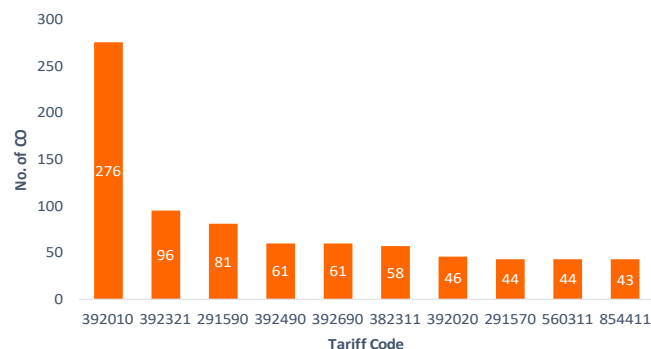
Source: Ministry of Investment, Trade and Industry, Malaysia

Monthly Top Product by Preferential Certificates of Origin (PCOs) as at September 2024

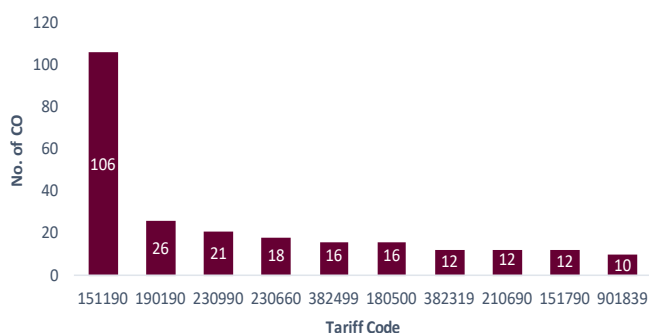
Comprehensive & Progressive Agreement for Trans-Pacific Partnership (CPTPP)



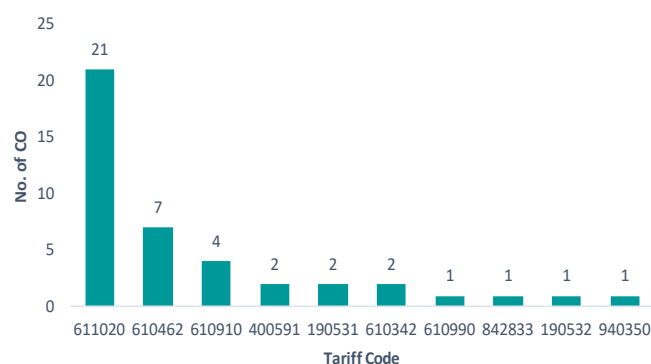
Malaysia-Japan Economic Partnership Agreement (MJEPA)



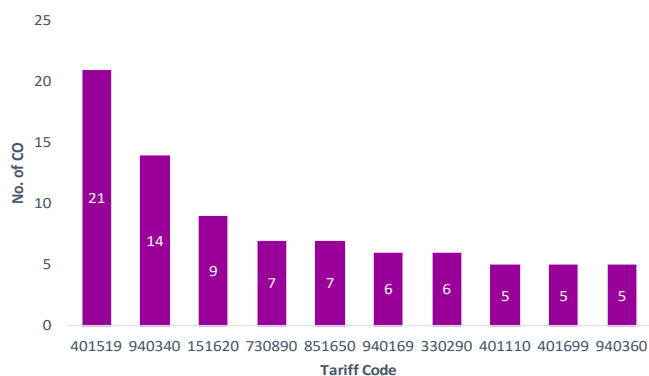
Malaysia-Pakistan Closer Economic Partnership Agreement (MPCEPA)



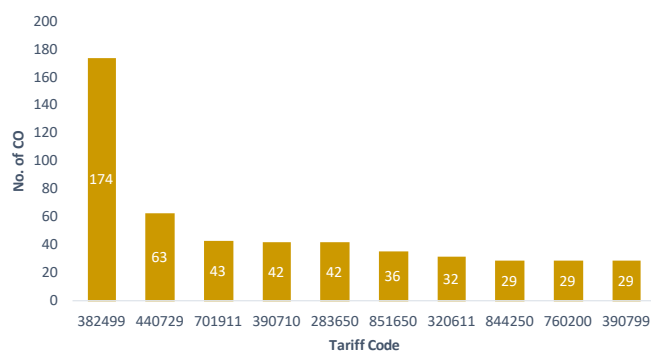
Malaysia-New Zealand Free Trade Agreement (MNZFTA)



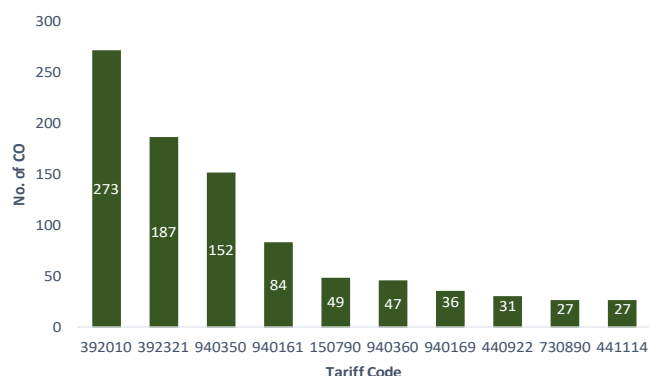
Malaysia-Chile Free Trade Agreement (MCFTA)



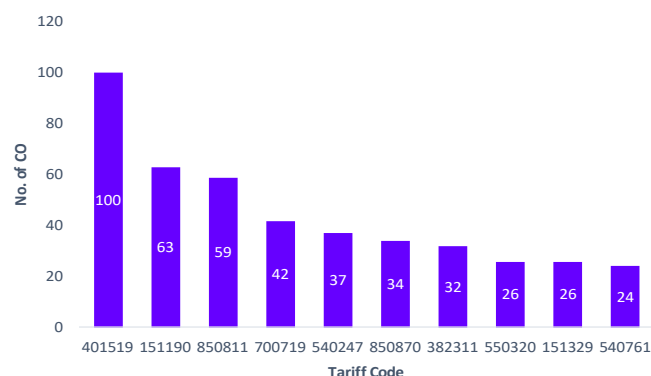
Malaysia-India Comprehensive Economic Cooperation Agreement (MICECA)



Malaysia-Australia Free Trade Agreement (MAFTA)



Malaysia-Turkey Free Trade Agreement (MTFTA)



Note: *Provisional Data

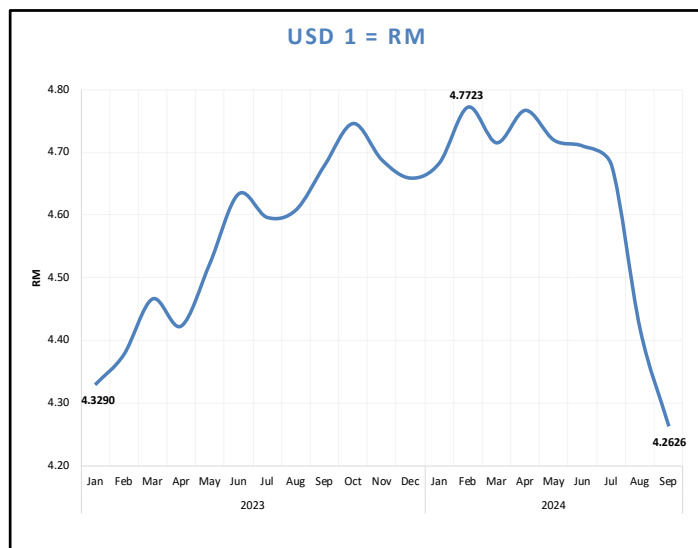
Source: Ministry of Investment, Trade and Industry, Malaysia

Tariff Code Descriptions

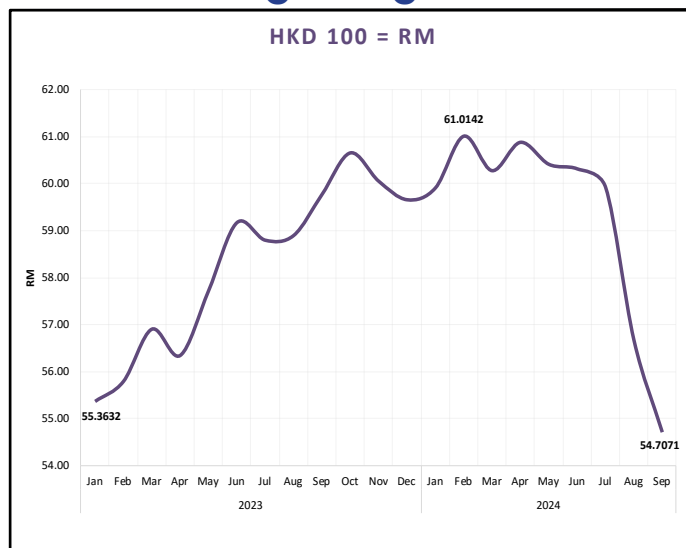
030389	Fish, n.e.s., frozen	401519	Gloves of rubber
030617	Other frozen shrimps and prawns	401691	Floor coverings and mats of rubber exc cellular and hard rubber
040221	Milk and cream powder unsweetened exceeding 1.5% fat	401699	Articles of vulcanised rubber nes, other than hard rubber
060314	Fresh cut chrysanthemums & buds, of a kind suitable for bouquets or for ornaments	420292	Containers, with outer surface of sheeting of plastic or textile materials, nes
080111	Coconuts, desiccated	440131	Wood pellets
081190	Fruits & edible nuts uncooked, steam/boil (water) sweetened/not, frozen, nes	440312	Nonconiferous wood in the rough treated with paint or other preservatives
150790	Soya-bean oil and its fractions, refined but not chemically modified	440725	Lumber, Meranti (red, bakau) sawn lengthwise >6mm
151190	Palm oil and its fractions refined but not chemically modified	440729	Lumber, tropical hardwood nes, sawn lengthwise >6mm
151229	Cotton-seed and its fractions refined but not chemically modified	440922	Nonconiferous tropical wood continuously shaped along any edge, end or face with planed, sanded/edge-jointed
151319	Coconut (copra) oil & its fractions refined but not chemically modified	440929	Wood, incl. strips & friezes for parquet flooring, not assembled, non-coniferous
151329	Palm kernel/babassu oil their fract.refined but not chemically modified	441114	Medium density fibreboard MDF of wood, of a thickness > 9 mm
151419	Low erucic acid rapeseed or colza oil "fixed oil which has an erucic acid	441231	Plywood consisting solely of sheets of wood <= 6 mm thick, with at least 1 outer ply of tropical wood
151620	Veg fats & oils & fractions hydrolysed, interesterified, etc, refined/not	480519	Fluting paper, uncoated, in rolls of a width > 36 cm or in square or rectg
151710	Margarine, excluding liquid margarine	540247	Filament yarn of polyester, single, untwisted incl. monofilament of < 67 decitex
151790	Edible mix/prep of animal/veg fats & oils of fractions ex hd No 15.16	540761	Woven fabric >85% non-textured polyester filaments
180500	Cocoa powder, not containing added sugar or other sweetening matter	550320	Staple fibres of polyesters, not carded or combed
190190	Malt extract & food prep of Ch 19 <50% cocoa & hd 0401 to 0404 < 10% cocoa	560311	Nonwovens, man-made filaments weighing <25g/m2
190230	Pastanes	600622	Dyed cotton fabrics, knitted or crocheted, of a width of > 30 cm
190410	Prep foods obtained by the swelling or roasting of cereal or cereal products	610342	Mens/boys trousers & shorts, of cotton, knitted
190531	Sweet biscuits	610462	Womens/girls trousers and shorts, of cotton, knitted
190532	Waffles and wafers	610711	Mens/boys underpants and briefs, of cotton, knitted
190590	Communion wafers, empty cachets for pharmaceutical use & similar products & bakers' wares nes	610821	Womens/girls briefs and panties, of cotton, knitted
210112	Coffee preparations based on extract/essence/conc.	610910	T-shirts, singlets and other vests, of cotton, knitted
210120	Tea or maté extracts, essences & concentrates & preparations thereof	610990	T-shirts, singlets and other vests, of other textile materials, knitted
210390	Sauces and preparations nes and mixed condiments and mixed seasonings	611020	Pullovers, cardigans and similar articles of cotton, knitted
210690	Food preparations nes	611595	Full-length or knee-length stockings, socks and other hosiery, incl. for gloves impregnated, coated or covered with plastics or rubber, knitted
220299	Nonalcoholic beverages, nes (including milk-based drinks)	611610	Bed linen, of cotton, nes
220300	Beer made from malt	630231	Curtains/drapes/interior blinds curtain/bd valances, of synthetic fibre, ntknit
230660	Palm nut/kernel oil-cake & other solid residues, whether or not ground/pellet	630392	Made up articles, of textile materials, nes, including dress patterns
230990	Animal feed preparations nes	630790	Footwear, outer soles of rubber/plastic uppers of leather covering ankle nes
271019	Light petroleum distillates nes	640391	Footwear, outer soles of rubber/plastics uppers of leather, nes
271220	Paraffin wax containing by weight less than 0.75% of oil	640399	Floating glass etc in sheets, non-wired nes
283650	Calcium carbonate	700529	Safety glass toughened (tempered) nes
290545	Glycerol	700719	Chopped strands of glass fibres, length, 50mm
291570	Palmitic acid, stearic acid, their salts and esters	701911	Hot roll iron/steel, not coil >600mm x >10mm
291590	Saturated aliphatic monocarboxylic acids and their derivatives, nes	720851	Structures & parts of structures, i/s (ex prefab bldgs of headg no. 9406)
293040	Methionine	730890	Bolts or screws nes, with or without their nuts or washers, iron or steel
320611	Titanium pigments and preps, >80% titanium oxide	731815	Table, kitchen or other household art & parts thereof, stainless steel, nes
320290	Mixtures of odorous substances for use as raw materials in industry, nes	732393	Aluminium unwrought, alloyed
340111	Toilet soap & prep, shaped; papers & nonwovens impreg with soap toilet use	760120	Waste and scrap, aluminium
340120	Soap nes	760200	Lead unwrought containing by weight antimony as the principal other element
340130	Organic surface-active products and preparations for washing the skin,	780191	Air conditioning machines window or wall types, self-contained
380210	Activated carbon	841510	Parts of air conditioning machines
382311	Stearic acid	841590	Filtering or purifying machinery & apparatus for gases nes
382312	Oleic acid	842139	Cont-action elevators/conveyors for goods/mat, belt type nes
382319	Industrial fatty acids, acid oils nes	842833	Printing type, blocks, plates, cylinders & other printing components; blocks etc
382499	Chemical products & preparations of the chemical or allied industries, N.E.S.O.I.; residual products of the chemical or allied industries, N.E.S.O.I	844250	Moulds for mineral materials
390110	Polyethylene having a specific gravity of less than 0.94	848060	Lead-acid electric accumulators nes
390120	Polyethylene having a specific gravity of 0.94 or more	850720	Vacuum cleaners, incl. dry cleaners & wet vacuum cleaners, with self
390210	Polypropylene	850811	Parts of vacuum cleaners, dry cleaners & wet vacuum cleaners, n.e.s.
390290	Polymers of propylene nes or of olefins nes, in primary forms	850870	Electro-thermic hair-dressing apparatus, nes
390330	Acrylonitrile-butadiene-styrene (ABS) copolymers	851632	Microwave ovens
390710	Polyacetals	851650	Insulated (incl. enamelled or anodised) winding wire of copper
390760	Polyethylene terephthalate	854411	Electrical insulators, nes
390799	Polyesters nes, in primary forms	854690	Bicycle brakes, incl. coaster braking hubs, & parts thereof
390810	Polyamide-6, -11, -12, -6,6, -6,9, -6,10 or -6,12	871494	Bicycle pedals & crank-gear & parts thereof
392010	Film and sheet etc, non-cellular etc, of polymers of ethylene	871496	Needles, catheters, cannulae & the like, nes
392020	Film and sheet etc, non-cellular etc, of polymers of propylene	901839	Oxygen therapy, artificial respiration/other therapeutic respiration app
392062	Film and sheet etc, non-cellular etc, of polyethylene terephthalates	901920	Automatic regulating or controlling instruments & apparatus, nes
392310	Boxes, cases, crates & similar articles of plastic	903289	Seats with wooden frames, upholstered nes
392321	Sacks and bags (including cones) of polymers of ethylene	940161	Seats with wooden frames, nes
392329	Sacks and bags (including cones) of plastics nes	940169	Parts of seats other than those of heading 94.02
392390	Articles for conveyance or packing of goods nes, of plastics	940190	Furniture, metal, nes
392490	Household and toilet articles nes, of plastics	940320	Kitchen furniture, wooden, nes
392620	Apparel and clothing accessories (incl. gloves) of plastic	940340	Bedroom furniture, wooden, nes
392690	Articles of plastics or of other materials of Nos 39.01 to 39.14 nes	940350	Furniture, wooden, nes
400510	Rubber compounded with carbon black or silica (unvulcanised)	940360	Furniture parts nes
400591	Compounded rubber in plates, sheets and strip (unvulcanised)	940390	Articles of bedding/furnishing, nes, stuffed or internally fitted
400700	Vulcanised rubber thread and cord	940490	Electric table, desk, bedside or floorstanding lamps
401110	Pneumatic tyres new of rubber for motor car incl. station wagons & racing cars	940520	
401511	Gloves surgical of rubber		

Malaysian Ringgit Exchange Rate with Selected Countries, January 2023 - September 2024

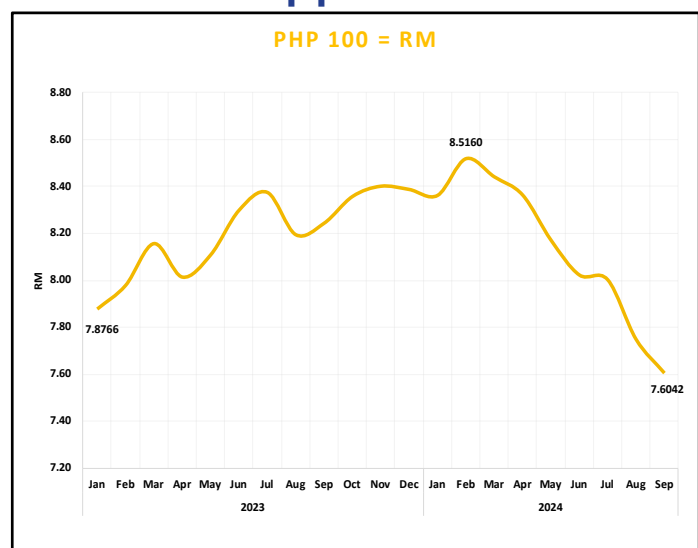
US Dollar



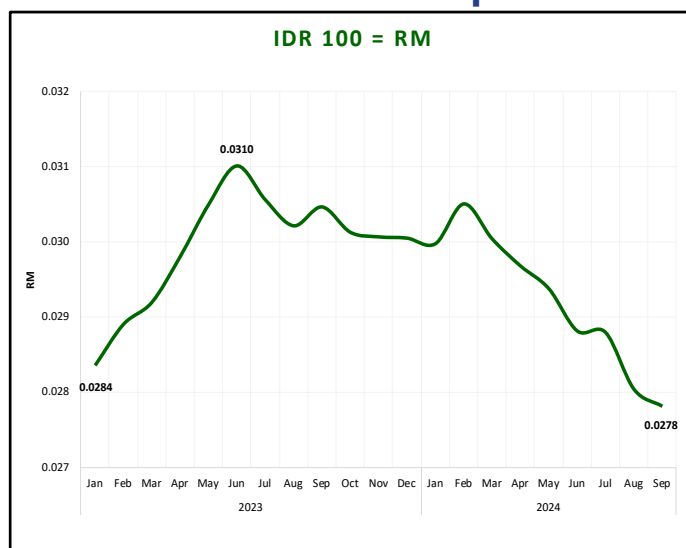
Hong Kong Dollar



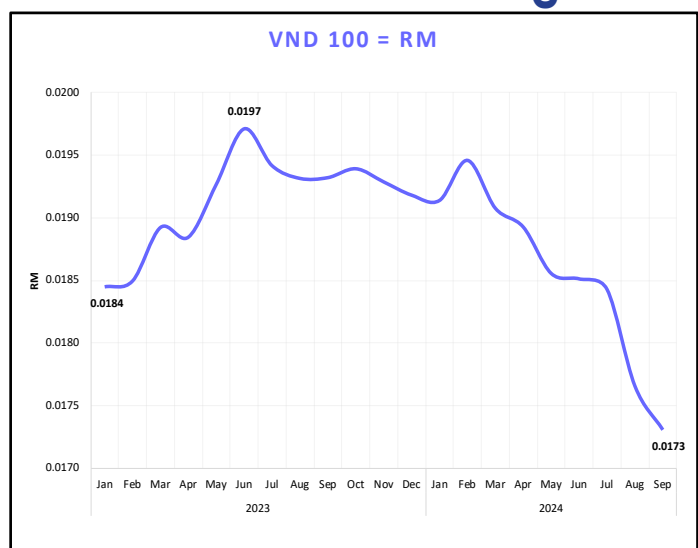
Philippine Peso



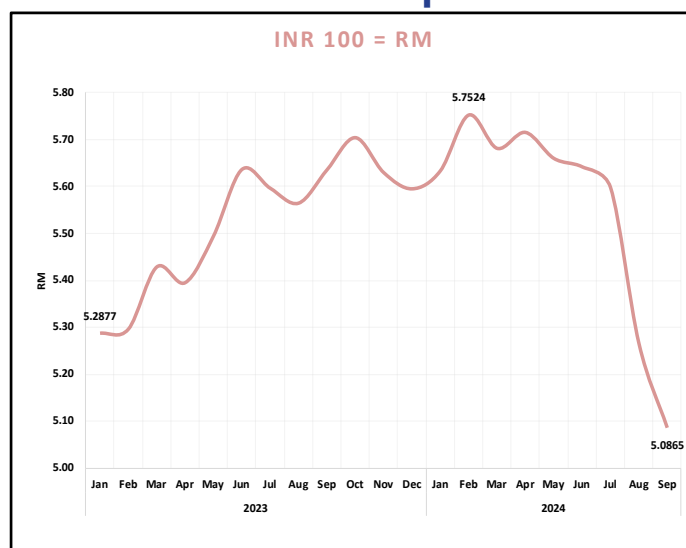
Indonesian Rupiah



Vietnamese Dong



Indian Rupee



Source : Bank Negara Malaysia

Commodity Prices

CRUDE PETROLEUM (BRENT) -per bbl-



▲ 1.3%*
US\$79.0
11 October 2024

Highest
2023/2024

5 Apr 2024 : US\$91.2
29 Sept 2023 : US\$95.3

6 Sept 2024 : US\$71.1
17 March 2023 : US\$73.0

Lowest
2023/2024

Average Price 2023ⁱ : US\$82.3

CRUDE PALM OIL -per MT-



▼ 0.4%*
US\$1,026.9
11 October 2024

Highest
2023/2024

4 Oct 2024 : US\$1,030.6
3 Mar 2023 : US\$964.5

5 Jan 2024 : US\$791.5
2 Jun 2023 : US\$737.2

Lowest
2023/2024

Average Price 2023ⁱ : US\$842.3

RUBBER SMR 20 -per



▼ 3.4%*
US\$2,020.0
11 October 2024

Average Price 2023ⁱ : US\$1,389.4

COCOA SMC 2 -per MT-



▲ 11.8%*
US\$4,676.9
11 October 2024

Average Price 2023ⁱ : US\$2,136.7

SUGAR -per lbs-



▼ 3.2%*
US\$20.8
11 October 2024

Average Price 2023ⁱ : US\$23.6

COAL -per MT-



▼ 2.1%*
US\$119.5
11 October 2024

Average Price 2023ⁱ : US\$127.0

SCRAP IRON HMS -per MT-




▲ 0.1%*
US\$361.8
(high)
July 2024


▼ 1.3%*
US\$324.0
(low)

Average Price 2023ⁱ : US\$389.3 (high)
Average Price 2023ⁱ : US\$354.8 (low)

Domestic Prices July 2024



Billets
(per MT)
RM2,480 - RM2,537



Steel Bars
(per MT)
RM2,704 - RM2,829

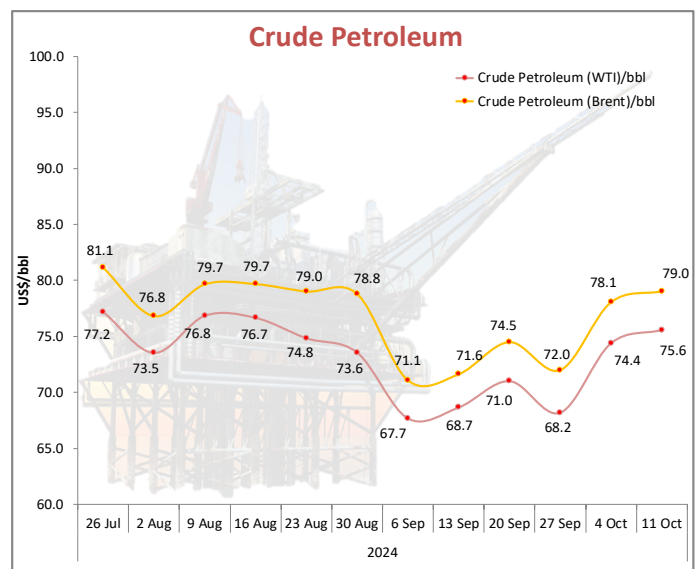
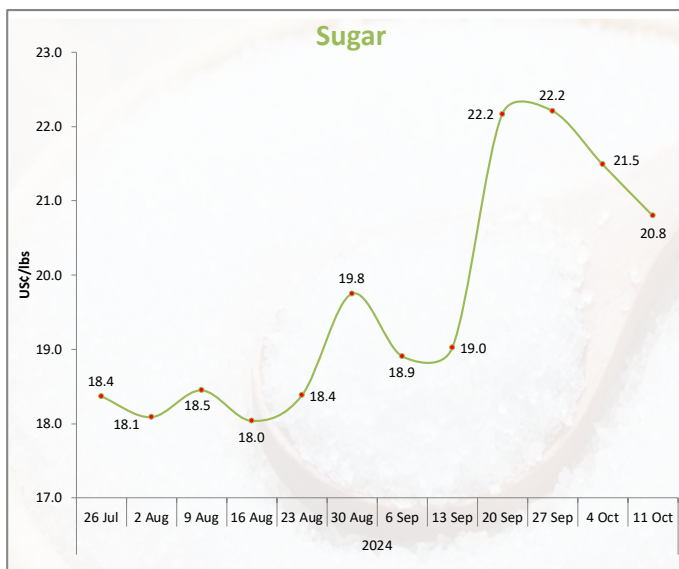
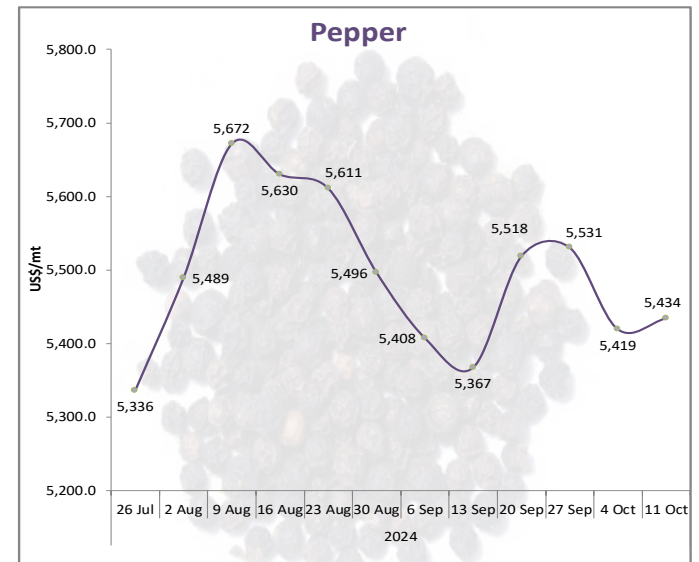
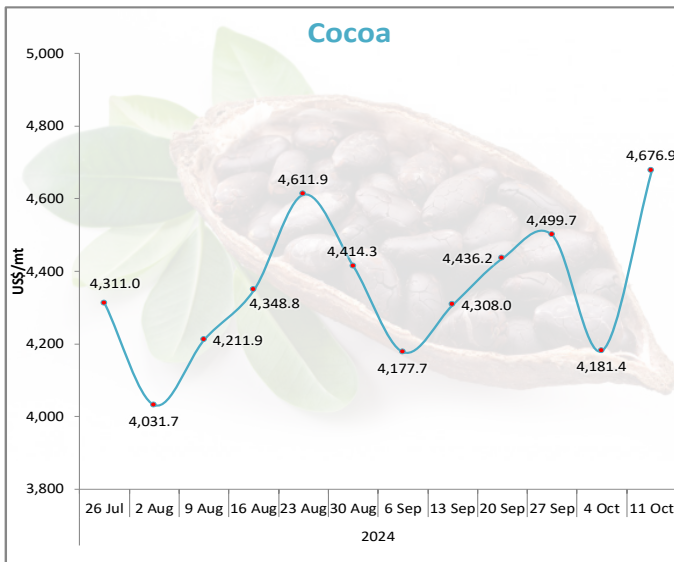
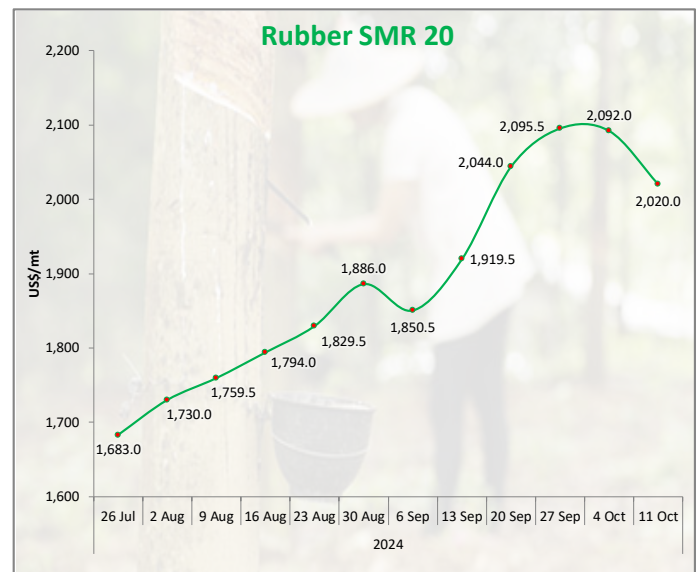
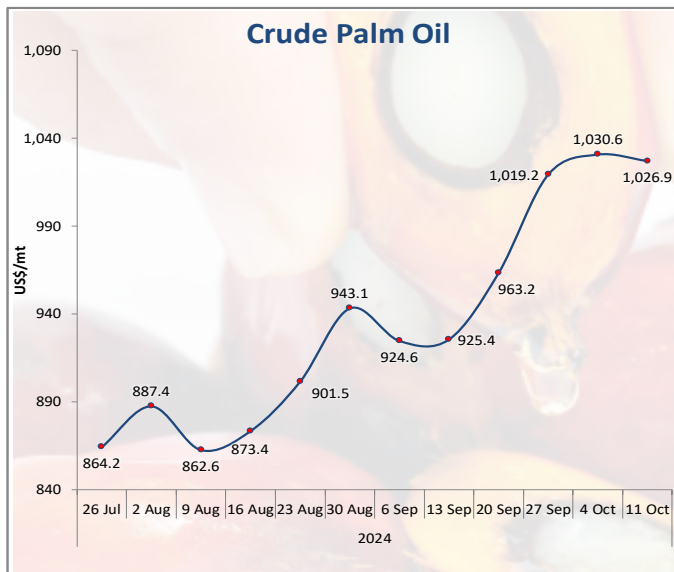
Notes: All figures have been rounded to the nearest decimal point

* Refer to % change from the previous week's price

i Average price in the year except otherwise indicated

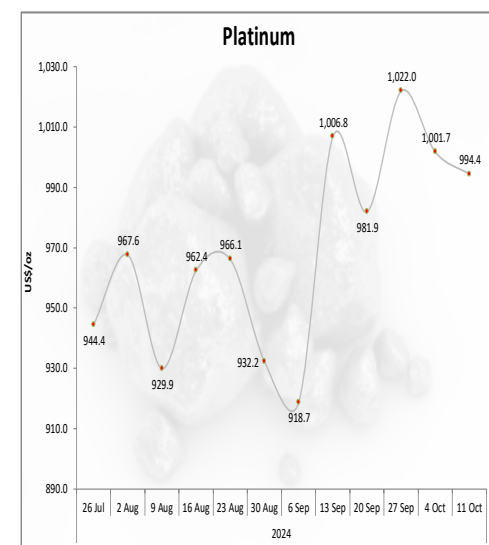
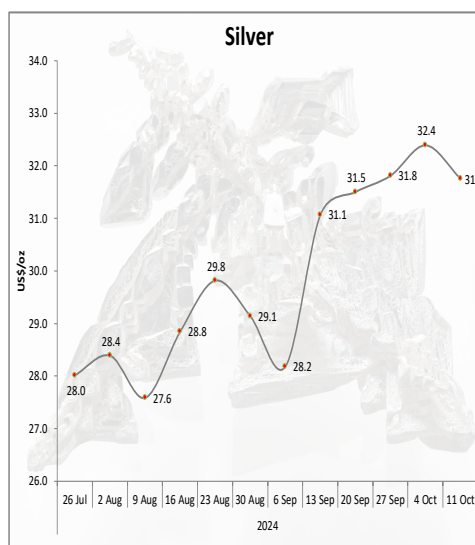
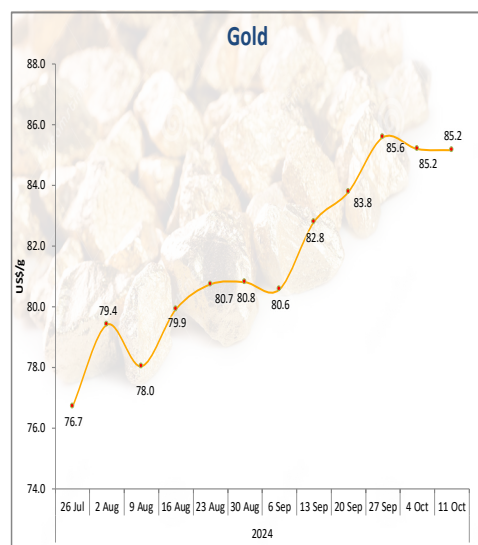
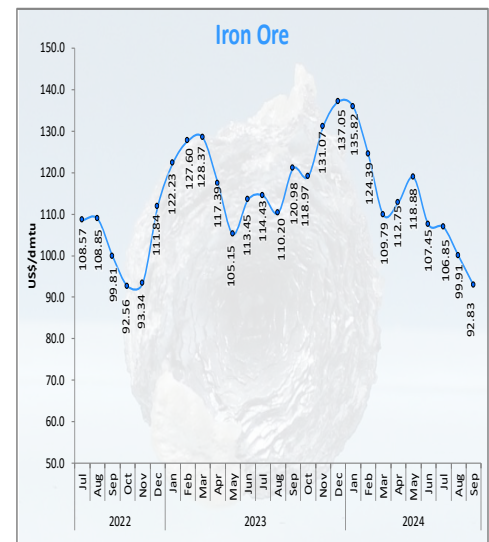
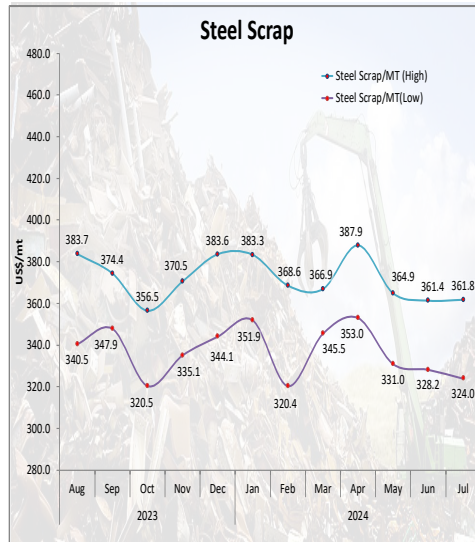
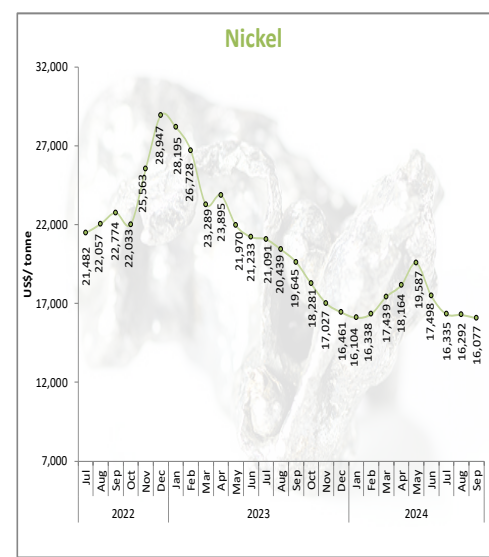
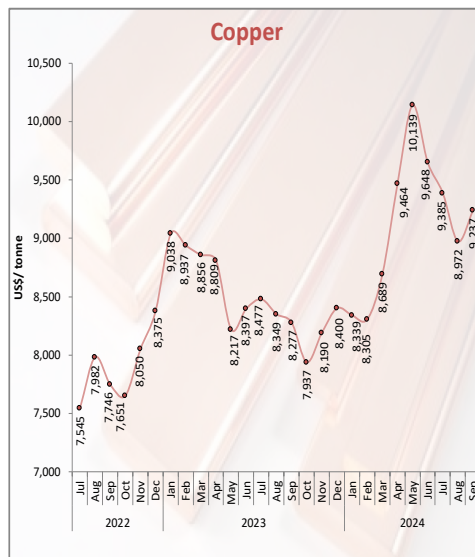
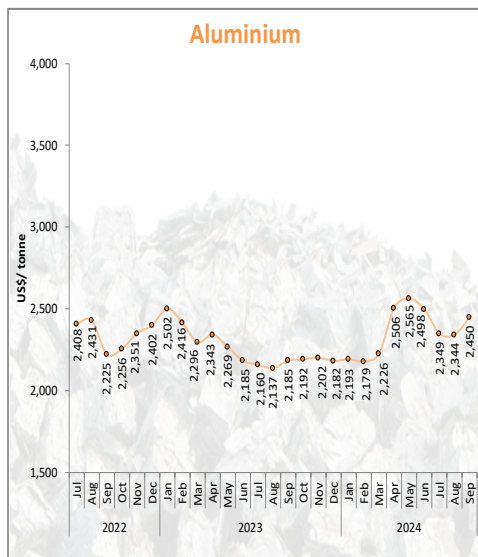
Sources: Ministry of Investment, Trade and Industry, Malaysian Palm Oil Board, Malaysian Rubber Board, Markets Insider, Malaysian Cocoa Board, Malaysian Iron and Steel Industry Federation, and International Sugar Organization.

Commodity Price Trends



Sources: Ministry of Investment, Trade and Industry, Malaysian Palm Oil Board, Malaysian Rubber Board, Malaysian Cocoa Board, Malaysian Pepper Board, International Sugar Organization, Markets Insider.

Commodity Price Trends



Sources: Ministry of Investment, Trade and Industry, Malaysian Iron and Steel Industry Federation, Markets Insider, World Bank, World Gold Council, The Wall Street Journal.

RCEP

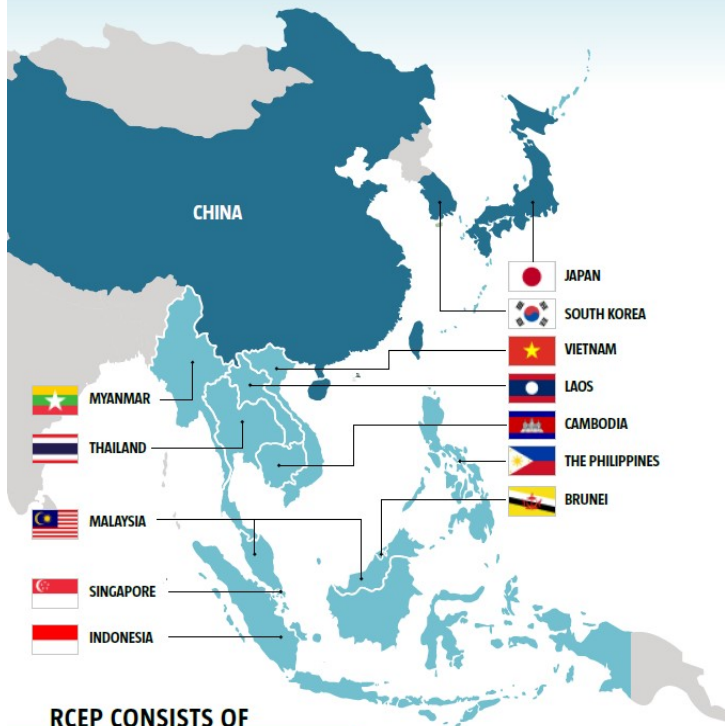
REGIONAL COMPREHENSIVE ECONOMIC PARTNERSHIP (RCEP)



RCEP

Regional Comprehensive Economic Partnership (RCEP)

The Regional Comprehensive Economic Partnership (RCEP) Agreement is designed to broaden and deepen ASEAN's engagement with Australia, China, Japan, Korea and New Zealand. The objective of the trade agreement is to establish a modern, comprehensive, high-quality, and mutually beneficial economic partnership that will facilitate the expansion of regional trade and investment and contribute to global economic growth and development in the region.



RCEP CONSISTS OF

10 ASEAN member countries
5 ASEAN FTA partner countries



2012

The decision to initiate the Regional Comprehensive Economic Partnership (RCEP) Agreement begins at the 21st ASEAN Summit

2020

The RCEP is officially signed by 10 ASEAN member countries along with five ASEAN FTA partner countries after 31 rounds of formal negotiations

Total Population 2.2 billion

Total GDP US\$24.8 billion
28.9% of the world's GDP

PRIMARY OBJECTIVES

The RCEP Agreement is created to establish a modern, comprehensive, high-quality, and mutually beneficial economic partnership that will facilitate the expansion of regional trade and investment and contribute to global economic growth and development amongst RCEP member countries.

The single regional free trade agreement (FTA) is also intended to strengthen regional value chain for businesses in the region, particularly the Small and Medium Enterprises (SMEs).

It is designed to create and support an open, inclusive, and rules-based multilateral trading system, which will in turn create avenues for market and employment opportunities for businesses and people within the region.

The trade agreement will allow businesses in RCEP member countries to gain access to a much wider regional market. Progressive elimination and reduction of customs duties for trade in goods as well as facilitation of export and import of goods among the RCEP countries will serve to enhance inter and intra-regional trade and investment whilst strengthening regional value chains.

To serve as a vital economic tool to spur economic growth in the region. It will also allow more seamless opening of markets whilst creating uninterrupted supply chains within the region. The trade agreement is also intended to help facilitate transparency, information exchange and better compliance for technical regulations and standards amongst RCEP member countries.

KEY FEATURES OF THE RCEP



Trade In Goods

Progressive elimination of tariff and non-tariff barriers on substantially all trade in goods including the related chapters of rules of origin, customs procedures, sanitary and phytosanitary measures, standards, technical regulations and conformity assessment procedures and trade remedies in order to establish a free trade area among the parties.



Trade In Services

Liberalisation of services sectors, including financial services, telecommunications services and movement of natural persons. The RCEP will be comprehensive, of high quality and substantially eliminate restrictions and/or discriminatory measures with respect to trade in services between the RCEP participating countries. Rules and obligations on trade in services under the RCEP will be consistent with the General Agreement on Trade in Services (GATS).



Investment

Promotion, facilitation, protection and liberalisation of investment. The RCEP will aim to create a liberal, facilitative, and competitive investment environment in the region based on these four pillars in order to create an enabling investment environment in the region along with improved investment facilitation provisions as well as investor aftercare.

Economic & Technical Cooperation

The economic and technical cooperation provisions in the RCEP will build upon existing economic cooperation arrangements between ASEAN and ASEAN's FTA partners to narrow the development gaps amongst member countries. Under the RCEP agreement, cooperation activities will also include trade activities such as include e-commerce and other areas that would be mutually agreed upon by the RCEP participating countries.



Protection Of Intellectual Property Rights

Aimed at reducing IP-related barriers to trade and investment by promoting economic integration and cooperation in the utilization, protection and enforcement of intellectual property rights amongst RCEP member countries.



MINISTRY OF
INVESTMENT, TRADE AND INDUSTRY




MINISTRY OF INVESTMENT, TRADE AND INDUSTRY

INDUSTRY4WRD READINESS ASSESSMENT

Get your firm assessed. Be ready for Industry 4.0.

All you need to know about Industry4WRD RA



What is it?

Trained assessors will help you to understand your readiness for Industry 4.0 and make recommendations on where to start your transformation.

Who is eligible?



- ✓ Manufacturing and its related services sector
- ✓ Valid registration and business licences
- ✓ Company has at least 60% local equity
- ✓ In operation for more than 3 years

What are the benefits?



Identify areas of improvement in terms of people, process and technology.



Receive comprehensive readiness report.



Be entitled to apply for financial incentives.



Process Flow

A FEW SIMPLE STEPS

Incentives for RA

- Government-funded assessment for eligible SMEs.
- Others will get tax exemption on RA fees up to RM27k.



Enquiries

- General: i4.0@miti.gov.my
- RA: industry4wrld@mpc.gov.my



Readiness Assessment



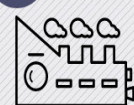
Apply online at www.miti.gov.my/industry4wrld

2



Evaluation by Committees

3



Onsite Assessment

4



Receive RA Report

Business Intervention

5



Develop Intervention Proposal

6



Apply for Financial Incentives

7



Implement the Intervention Plan

#MITIPOCKETTALK



Introduction to FTAs

Introduction to Preferential Certificate of Origin (PCO)

Introduction to Strategic Trade Act 2010

Interested to participate?

CLICK HERE

<https://forms.gle/NgPk7EorQsC4kCKW7>

ONLINE
webex
by CISCO

MIDA /ATR/DE /MPC /MIA /MIR /MIS /MIS /MIS /STANDARDS /MIA /MIR /MIS /NAICO /CREST /www.miti.gov.my /MITIMalaysia /MITIMalaysiayoutube

STATS@MITI

Your Data. Visualized.



Feedback

Send us your suggestions

Dear Readers,

Kindly click the link below for any comments in this issue. MWB reserves the right to edit and republish letters as reprints.

<http://www.miti.gov.my/index.php/forms/form/13>